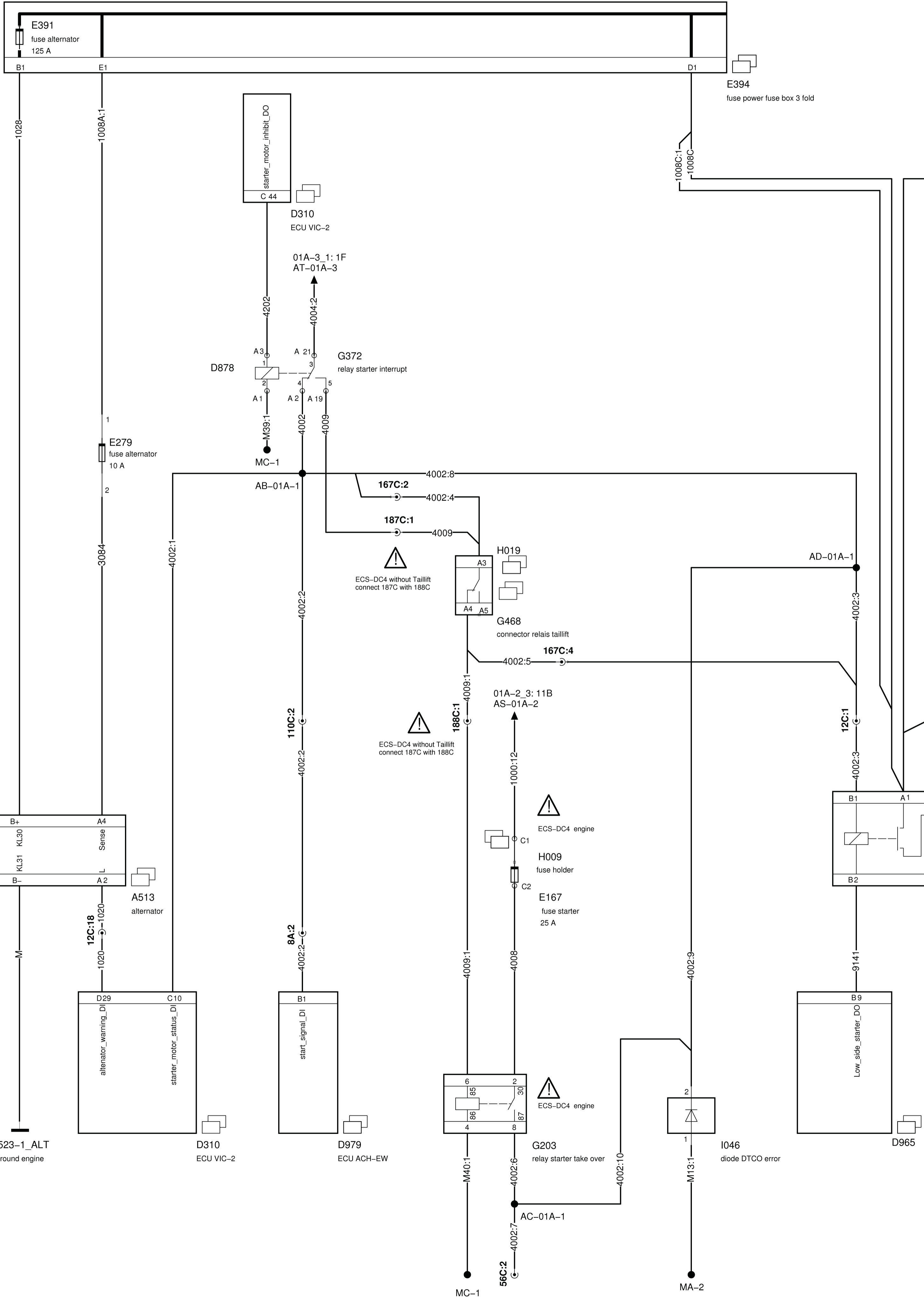
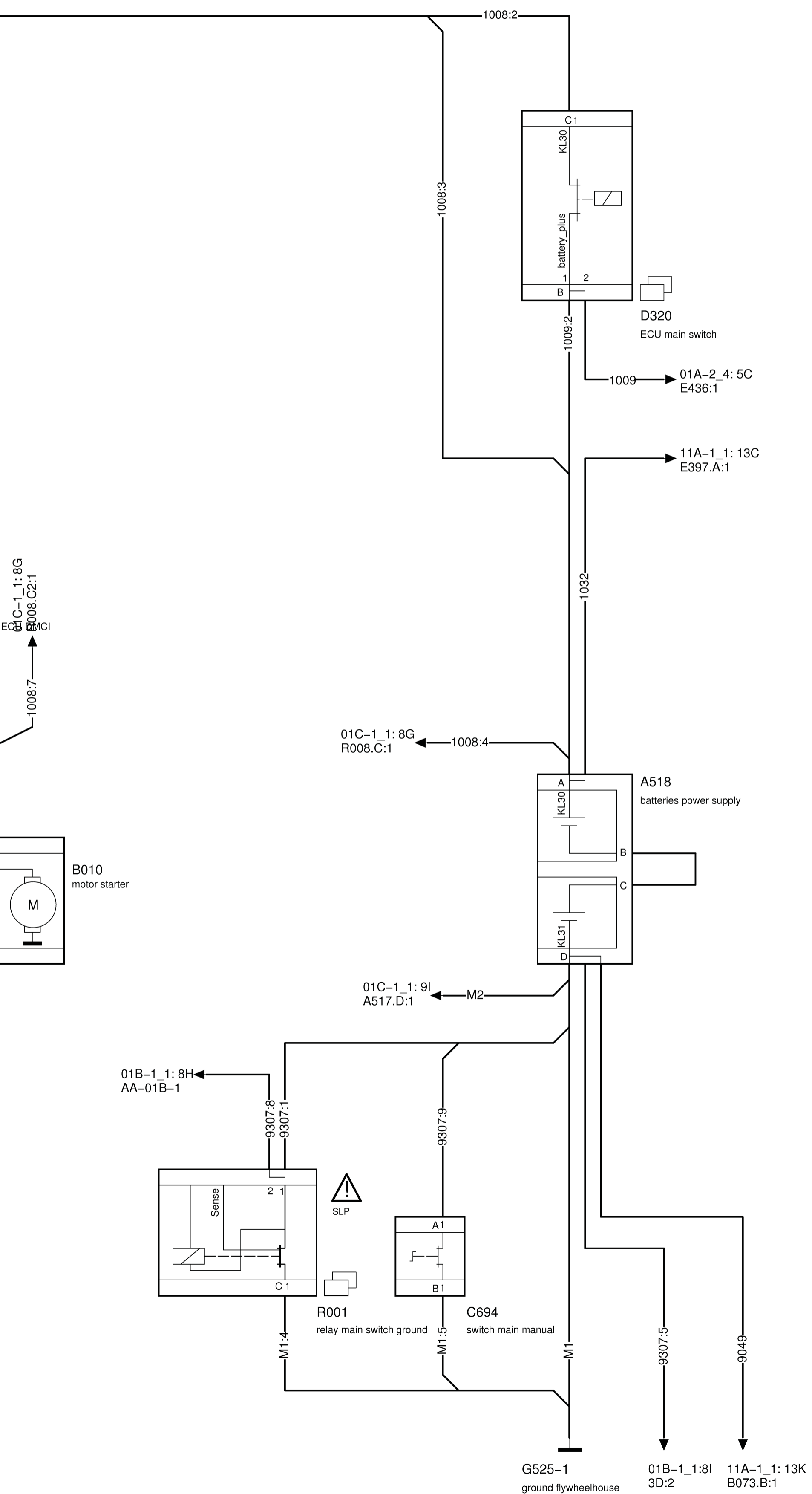


DAF XF CF - Euro 4 and 5

<https://truckmanuals.sub.com/>

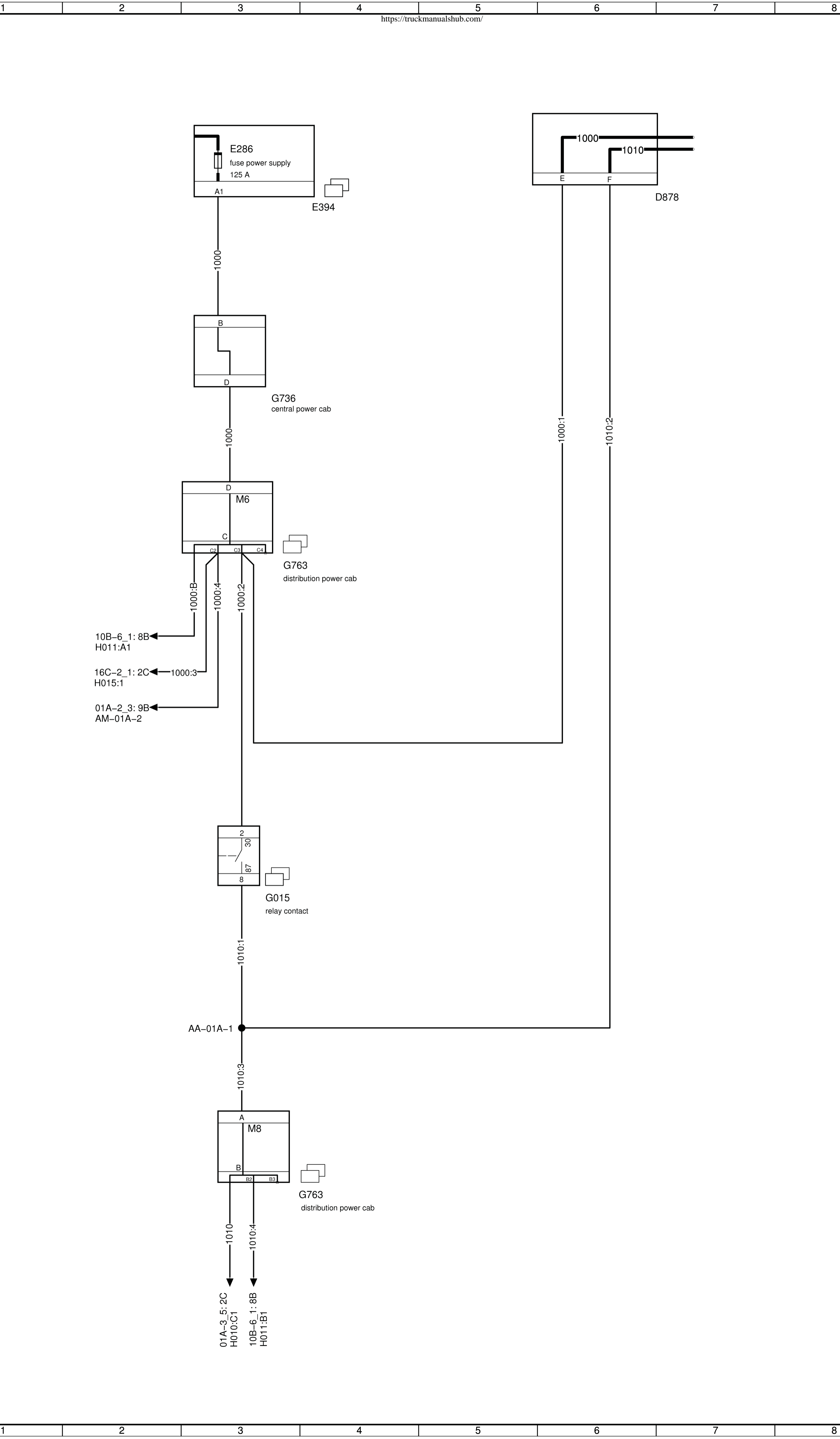
01A-1 Power Supply and Ground		10B-2 Vehicle Control System VIC-2		16C-9 Supplementary Vehicle System	
2 Power generation	1	1 Direction Indicators	37	1 Fuel Levelling Dual Fuel Tank	63
01A-2 Power Supply and Ground		10B-3 Vehicle Control System VIC-2		17B-1 Security System	
4 Power Supply Before Contact	3	1 Wiper, Washer	38	1 ALS S	64
01A-3 Power Supply and Ground		10B-4 Vehicle Control System VIC-2		18A-1 Lighting System	
5 Power Supply After Contact	7	1 Speed Signals	39	2 Exterior Lighting - Driving Lights + Headlamp Leveling	65
01A-4 Power Supply and Ground		10B-5 Vehicle Control System VIC-2		18A-2 Lighting system	
1 Power Supply 12V	12	1 Status Signals	40	1 Exterior Lighting - Stop Lights	67
01A-5 Power Supply and Ground		10B-6 Vehicle Control System VIC-2		18A-3 Lighting system	
2 Ground	13	2 Warning Signals	41	2 Exterior Lighting - Reverse Lights	68
01B-1 Power supply and ground		10C-1 Vehicle control system		18A-4 Lighting system	
1 Main Switch	15	2 Body Builder Module (BBM)	43	1 Exterior Lighting - Rotating Beacons + Auxiliary Lights	70
01C-1 Power supply and ground		11A-1 Suspension System		18A-5 Lighting system	
1 Dual Battery	16	2 Axle Lifting	45	1 Exterior Lighting - Fog Lights	71
02A-1 Network topology		11D-1 Suspension System		18A-6 Lighting system	
1 V-CAN1	17	1 ECAS-4	47	4 Exterior Lighting - Marker Lights	72
02A-2 Network topology		12A-1 Steering Control System		18A-7 Lighting system	
1 V-CAN2	18	1 EMAS	48	1 Drive - Work Lights	76
02A-3 Network topology		13A-1 Door Control System		18B-1 Lighting system	
1 I-CAN	19	1 Door Locking , CDS-3	49	1 Interior Lighting - Step Lights	77
02A-4 Network topology		14A-1 Safety System		18B-2 Lighting system	
1 D-CAN	20	1 Arbag-2	50	4 Interior Lighting - Interior Lighting	78
02A-5 Network topology		14D-1 Safety System		18B-3 Lighting system	
1 BB-CAN	21	1 Lane Departure Warning Assistant	51	4 Interior Lighting - Search Lights	82
02A-6 Network topology		14E-1 Safety System		20A-1 Audio / Vision System	
1 TT-CAN	22	1 Camera	52	1 Radio	86
02B-1 Network topology		15B-1 CAB Climate System		21A-1 Communication System	
1 K-line	23	1 Airtronic (ACH-EA)	53	1 Telephone Interface	87
03C-1 Engine System		15C-1 CAB Climate System		21B-1 Communication System	
4 DMCI	24	1 Hydronic (ACH-EW)	54	1 FMS	88
04C-1 After Treatment System		15D-1 CAB Climate System		21C-1 Communication System	
1 EAS 2	28	1 Heater, Airco, ATC	55	1 Toll Collect	89
05C-1 Brake System		16B-1 Supplementary Vehicle System		21D-1 Communication System	
2 EBS 2	29	1 AGS	56	1 DAF Telematics System (DTS)	90
05D-1 Brake System		16C-1 Supplementary Vehicle System		99A-1 Additional / Modified Systems	
1 ABS-E	31	1 Horn, Seat Heating, Socket Seat Driver, Air Dryer	57	2 Customer Specific Requeriments	91
06A-1 Retarder System		16C-2 Supplementary Vehicle System		99A-2 Additional / Modified Systems	
1 EST 42	32	1 Cabin Height, Socket 40 A	58	1 Customer Specific Requeriments	93
07A-1 Transmission System		16C-3 Supplementary Vehicle System		99A-3 Additional / Modified Systems	
1 AGC-A	33	1 Refrigerator, Roof Hatch	59	2 Customer Specific Requeriments	94
07B-1 Transmission System		16C-4 Supplementary Vehicle System		99A-4 Additional / Modified Systems	
1 AS Tronic	34	1 Mirror Adjustment, Window Control, Mirror Heating	60	1 Customer Specific Requeriments	96
08A-1 Tachograph		16C-7 Supplementary Vehicle System		99A-5 Additional / Modified Systems	
1	35	1 Spare Wiring	61	2 Customer Specific Requeriments - PTO's	97
10B-1 Vehicle Control System VIC-2		16C-8 Supplementary Vehicle System		99A-6 Additional / Modified Systems	
1 Lighting	36	1 Preparation Tail	62	1 Customer Specific Requeriments	99





See 'RD32_SaberDS1' For location see Saber homepage	080628	SB			02
See 'RD31_SaberDS1' rel' doc: For location see Saber homepage	080429	RTh			01
See 'RD27_SaberDS1' rel' doc: For location see Saber homepage	071019	EvH			00
modification description	date	drawn by	auth. by	mod. no.	issue
general tolerances	tolerance principle	title			
according drawing		Power supply and ground			
for drawing interpretation, see DAF standard:	material	Power generation			
TKB 00801-033		size	scale	sheet	
surfaces/corners	heat/surface treatment	A1	1:2	1:2	
10680		third angle projection	This drawing is the property of DAF-Trucks N.V. Eindhoven. The Netherlands and may not be copied in whole or in part without the prior written consent of the owner.		
authorised by	date	paint specification	drawing / issue number		
E. v Hunsel	071019	prod.grp.spec.	spec. indication	DAF 1791327 / 02	
master no.	Replacement for	1742201	CAD - Saber	Service number 01A-1	

A
B
C
D
E
F
G
H
I
J
K
L



10B-6_1: 8B
H011:A1

16C-2_1: 2C
H015:1

01A-2_3: 9B
AM-01A-2

AA-01A-1

01A-3_5: 2C
H010:C1

10B-6_1: 8B
H011:B1

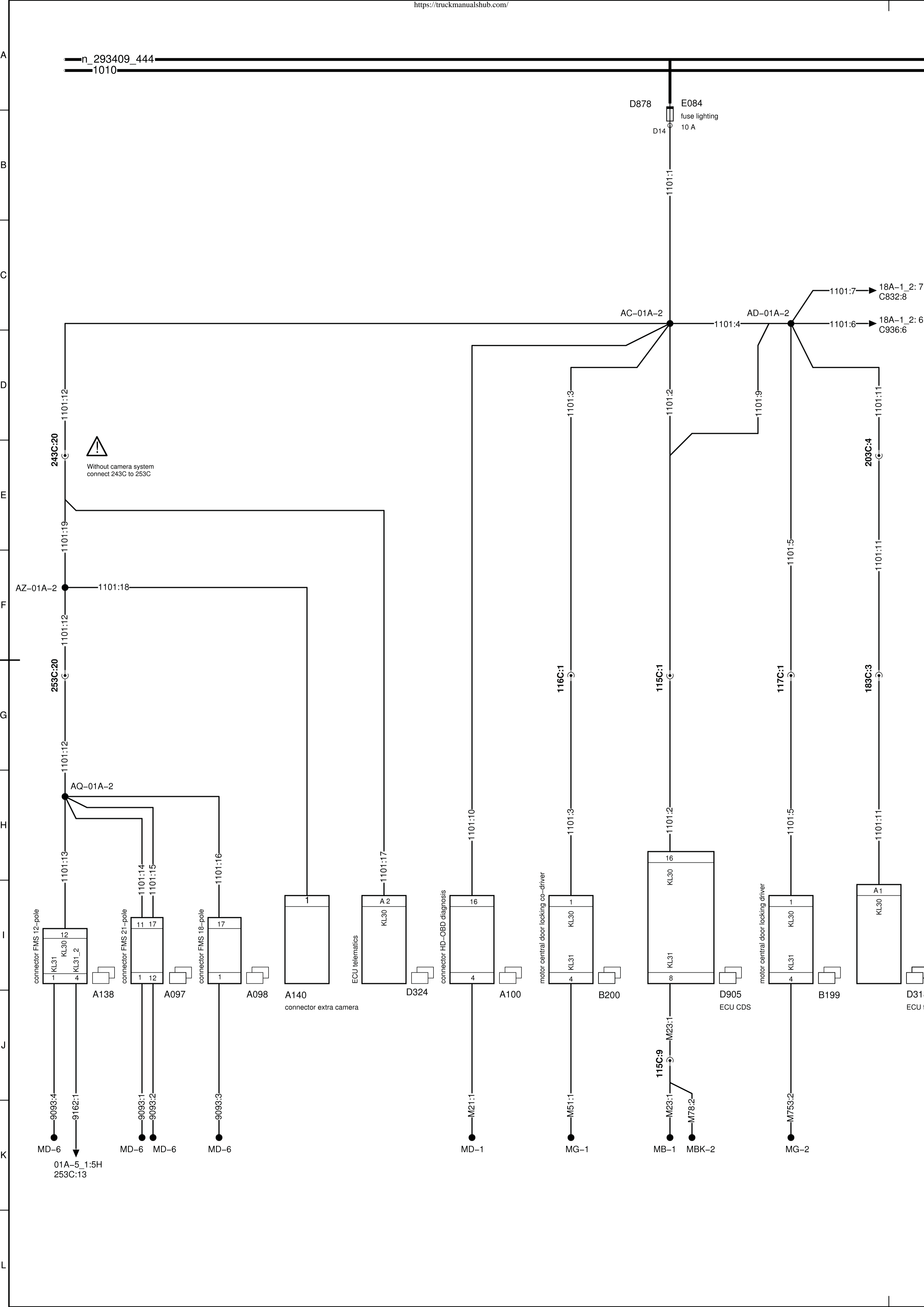
1 2 3 4 5 6 7 8

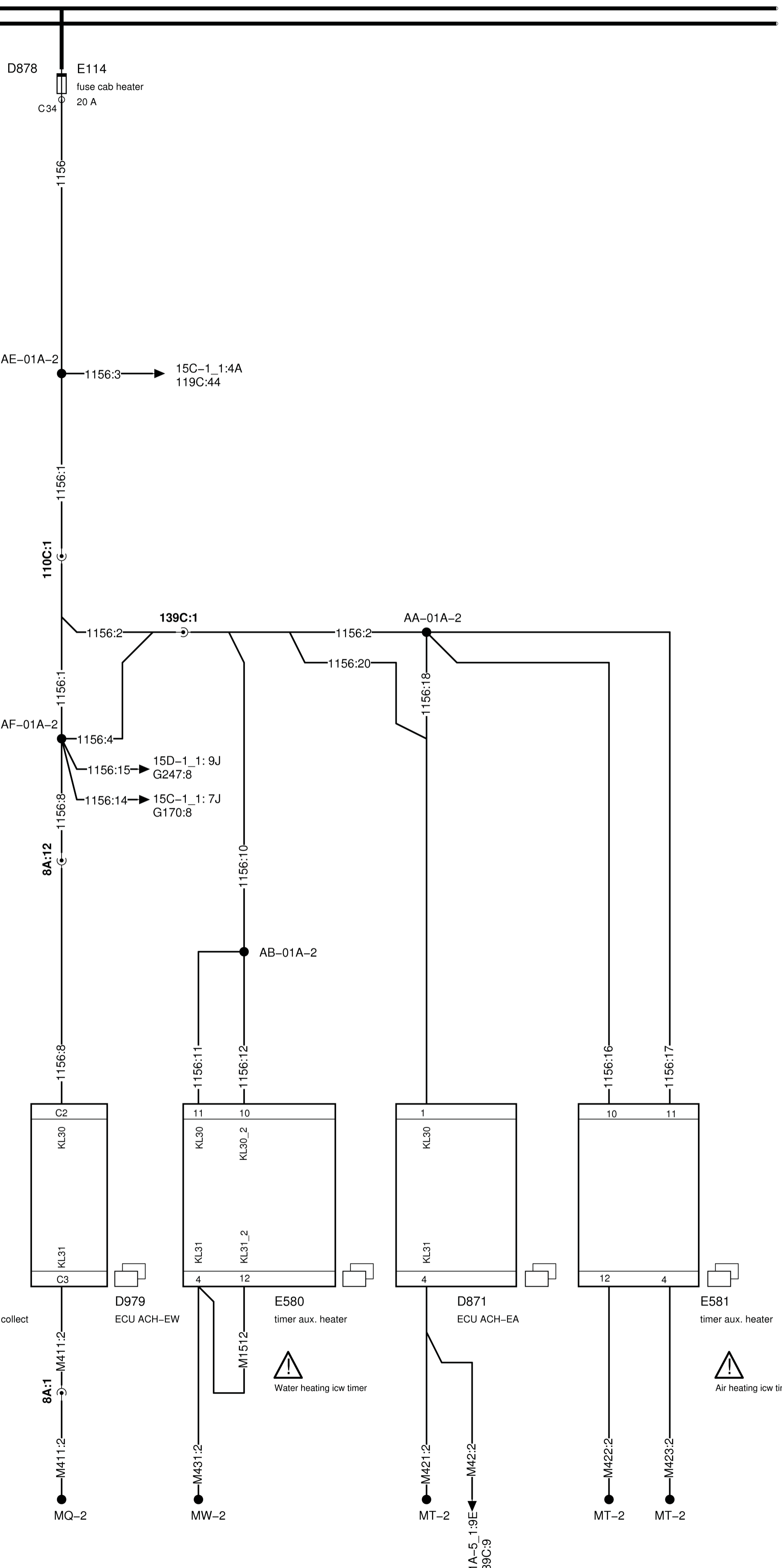
9	10	11	12	13	14	15	16	17
https://truckmanualshub.com/								
A								
B								
C								
D								
E								
F								
G								
H								
I								
J								
K								
L								

fuse power fuse box 3 fold

See 'RD32' SaberDS1' For location see Saber homepage		080628	SB			02
See 'RD31' SaberDS1' rel' doc: For location see Saber homepage		080429	RTh			01
See 'RD27' SaberDS1' rel' doc: For location see Saber homepage		071019	EvH			00
modification description		date	drawn by	auth. by	mod. no.	issue
general tolerances		tolerance principle		title		
according drawing				Power supply and ground		
for drawing interpretation, see DAF standard:		material		Power generation		
TKB 00801-033				size	scale	sheet
surfaces/corners	10680	heat/surface treatment		A1	2 : 2	
authorised by	date	paint specification	third angle projection	This drawing is the property of DAF-Trucks N.V. Eindhoven. The Netherlands and may not be copied in whole or in part without the prior written consent of the owner.		
drawn by	date	prod. grp. spec.	spec. indication	drawing / issue number		
E. v Hunsel	071019			DAF	1791327 / 02	
master no.	Replacement for	1742201	CAD - Saber	Service number 01A-1		

9	10	11	12	13	14	15	16	17
---	----	----	----	----	----	----	----	----





See RD33 - SaberDS1 For location see Saber homepage		081127	BS			00
modification description		date	drawn by	auth. by	mod. no.	issue
general tolerances according drawing		tolerance principle		title Power supply and ground Power supply before contact		
for drawing interpretation, see DAF standard: TKB 00801-033		material		size A1	scale 1:4	sheet
surfaces/corners		heat/surface treatment		third angle projection 		
authorised by	date	paint specification		This drawing is the property of DAF - Trucks N.V. Eindhoven. The Netherlands and may not be copied in whole or in part without the prior written consent of the owner.		
drawn by B Salden	date 081127	prod. grp. spec.	spec. indication	drawing / issue number DAF 1819612 / 00		
master no.	Replacement for	1793561		CAD - Saber		Service number 01A-2

n_293409_444
1010

D878 E048
fuse power trailer
15 A

H010
fuse holder
E142
fuse acc before contact
25 A

171C:4

1113:9

172C:4

56A:21

AK-01A-2

1154:19

1113:6

1113:3

AJ-01A-2

1113

1113:4

110F:26

120F:1

2nd work light
connect 120F to A070

connector application superstructure 8-pole



A070

KL30 4
KL31 1
A001
connector trailer accessoires 7-pole

KL30 9
KL31A 4
A058
connector trailer 15-pole

5 9
8 16
A095
connector application garbage truck



KL30 1
KL31 2
A106
connector CAN-cab 9-pole

1 7
8 8
A102
connector body build

M71:20
M21:20
MX-20 MC-20

M132:21
ML-21

M131:21
ML-21

M571:2
M572:2
MX-2 MX-2

M372:2
MAA-2

M40:2
MAV-2
M98:1
M98:2
M99:2

12D:1

12D:2

150C:20

150C:21

M96:2

M97:2

M98:2

M98:2

M98:2

MBJ-2

MBJ-2

10C-1_1:10H
R016:2

AU-01A-2

120C:11

1154:19

12D:20

1154:A

AV-01A-2

1154:B

1154:2

1154:1

1154:1

150C:16

1154:1

1154:1

1154:1

1154:1

1154:1

1154:1

1154:1

1154:1

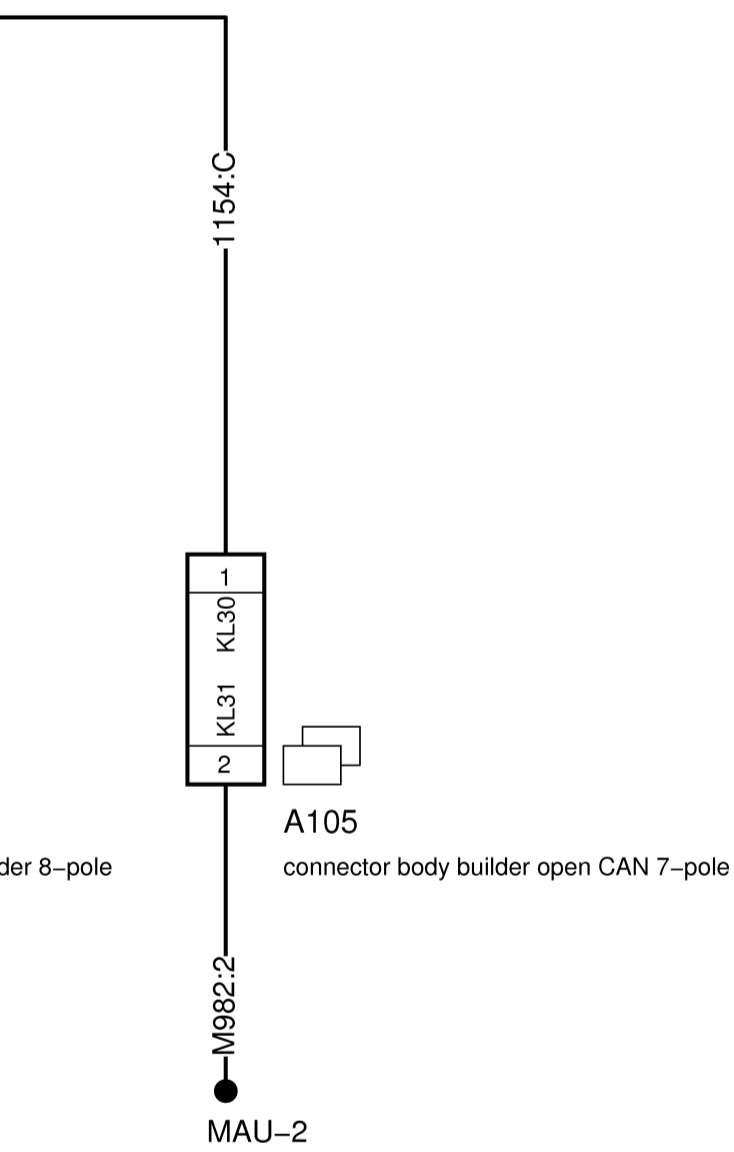
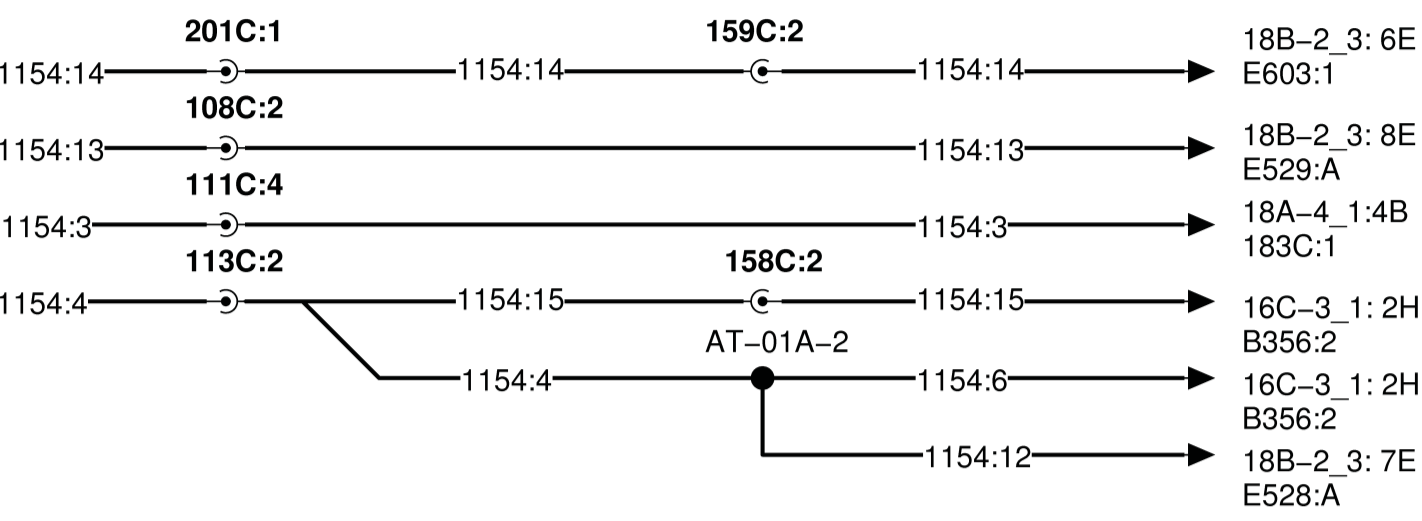

1154:1

1154:1

1154:1

1154:1

1154:1



der 8-pole

See 'RD33_SaberDS1' For location see Saber homepage				081127	BS			00
modification description		tolerance principle		date		drawn by		auth. by
Zie tek.								
for drawing interpretation, see DAF standard:		material		title		size		scale
TKB 00801-033				Power supply and ground Power supply before contact		A1		2 : 4
surfaces/corners		heat/surface treatment		sheet		size		scale
						A1		2 : 4
authorised by		date		paint specification		third angle projection		This drawing is the property of DAF-Trucks N.V., Eindhoven, The Netherlands and may not be copied in whole or in part without the prior written consent of the owner
B Salden		081127						
drawn by		date		prod.grp.spec.		spec. indication		drawing / issue number
								1819612 / 00
master no.		Replacement for		1793561		CAD - Saber		Service number
								01A-2

n_293409_444
1010

01A-1_2: 3E
G763.C2:1

AN-01A-2

D878 E108
fuse VIC
15 A
C32

D878 E280
fuse VIC
15 A
C25 C24

D878 E277
fuse VIC
15 A
C26

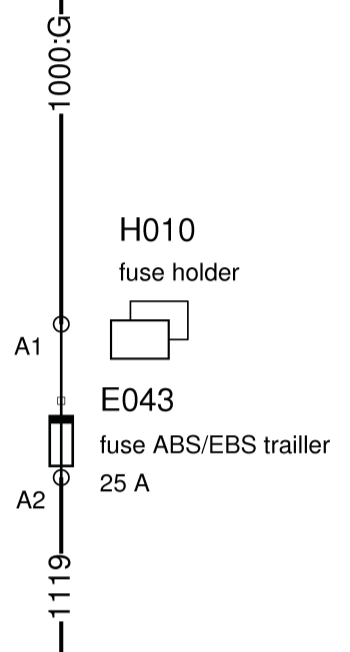
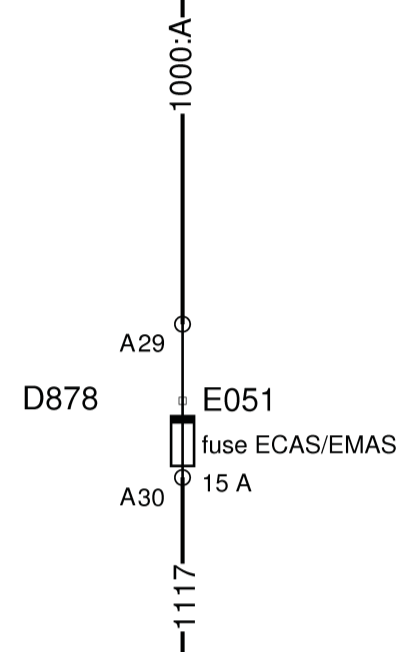
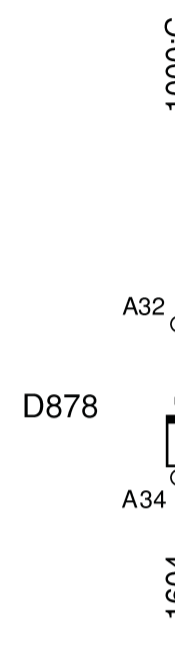
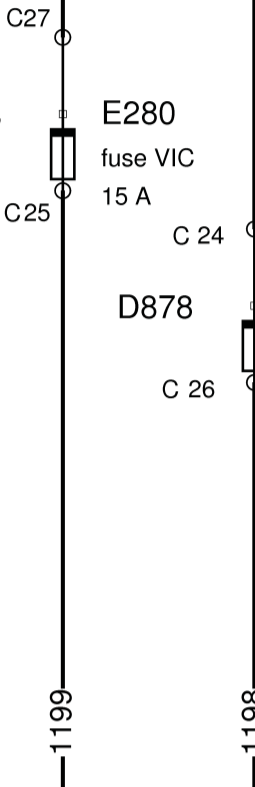
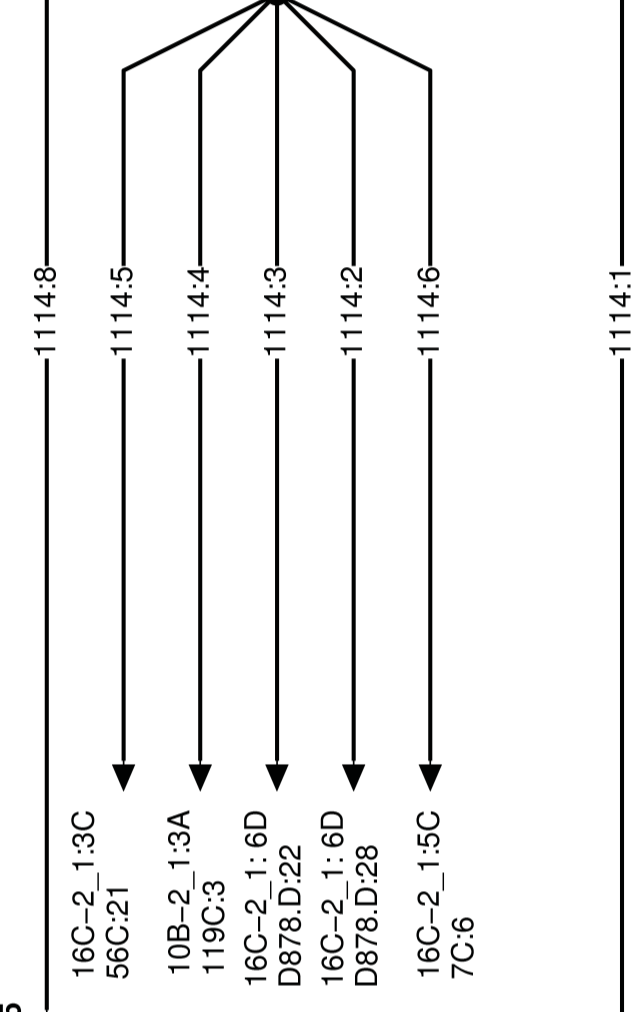
D878 E301
fuse AS Tronic
10 A
A32 A34

D878 E051
fuse ECAS/EMAS
15 A
A29 A30

H010
fuse holder
E043
fuse ABS/EBS trailer
25 A
A1 A2

120C:14
1000:10
1000:14
1000:10
1000:14

AL-01A-2

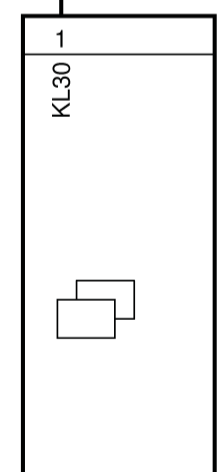
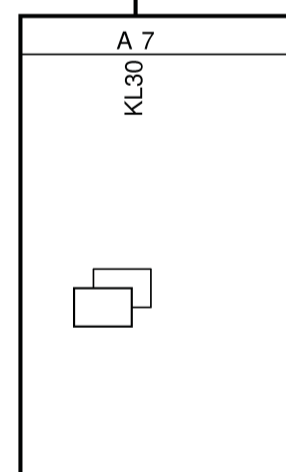
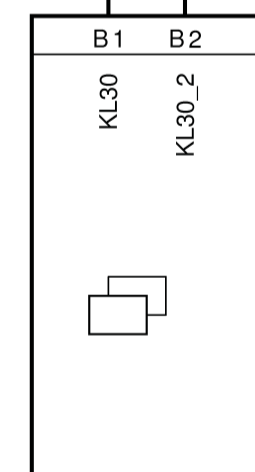
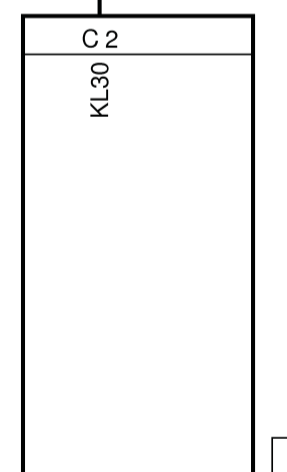
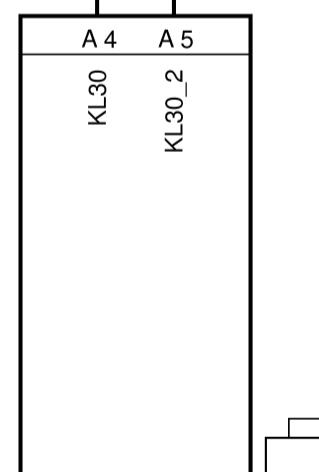
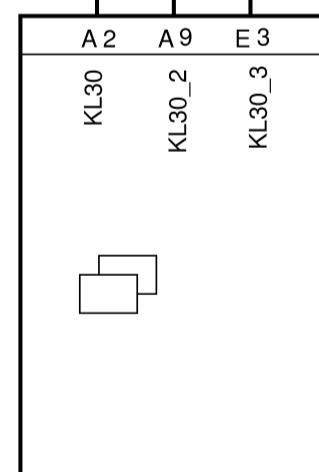
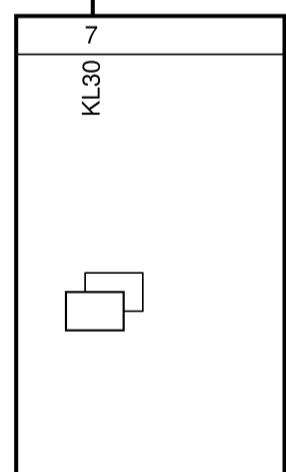


AP-01A-2

AW-01A-1

AO-01A-2

AR-01A-2



D995
ECU tyre pressure TPM

D310
ECU VIC-2

D954
modulator AS Tronic

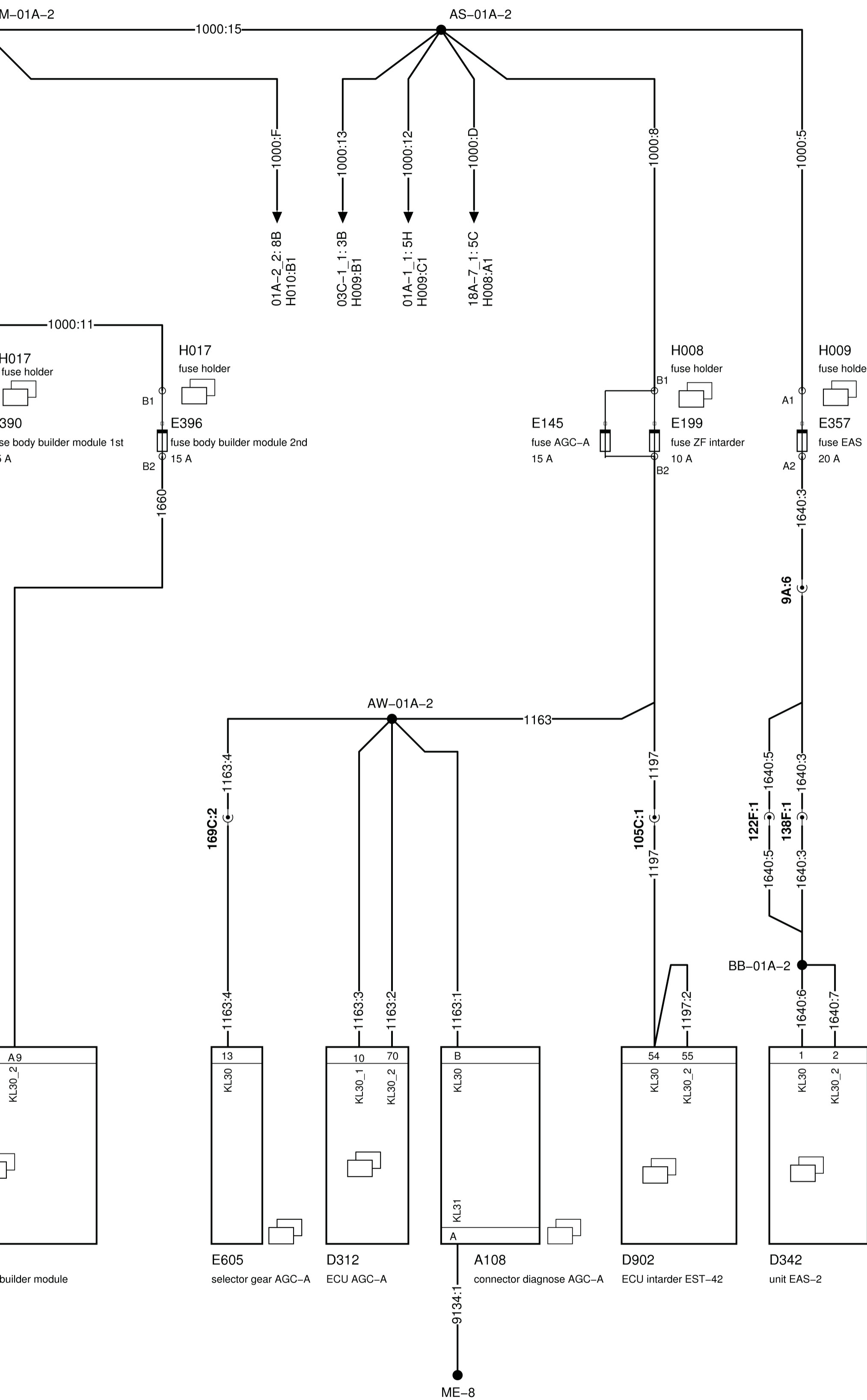
D996
ECU shift lever E-module

D932
ECU EMAS

D992
ECU ECAS-4

A004
connector trailer ABS/EBS 7-pole

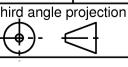
D993
ECU body



See 'RD33_SaberOS1' For location see Saber homepage		081127	BS			00
modification description		date	drawn by	auth. by	mod. no.	issue
general tolerances		Zie tek.		tolerance principle		
for drawing interpretation, see DAF standard:		TKB 00801-033		material		
surfaces/corners				heat/surface treatment		
authorised by		date	paint specification		size	scale
drawn by		date	prod.grp.spec.		spec. indication	sheet
master no.		Replacement for		1793561	CAD - Saber	1819612 / 00
				Service number		01A-2

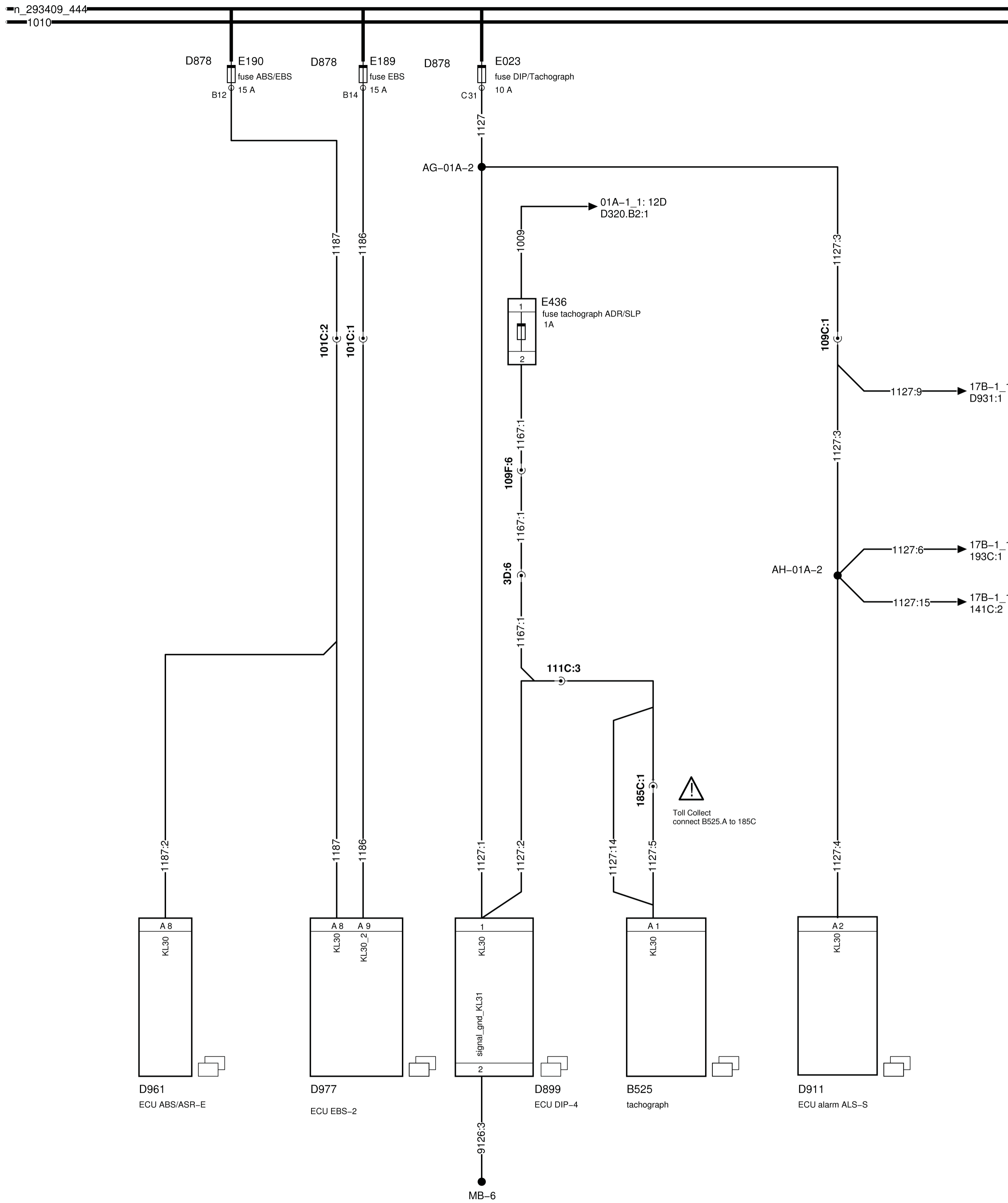
Power supply and ground
Power supply before contact

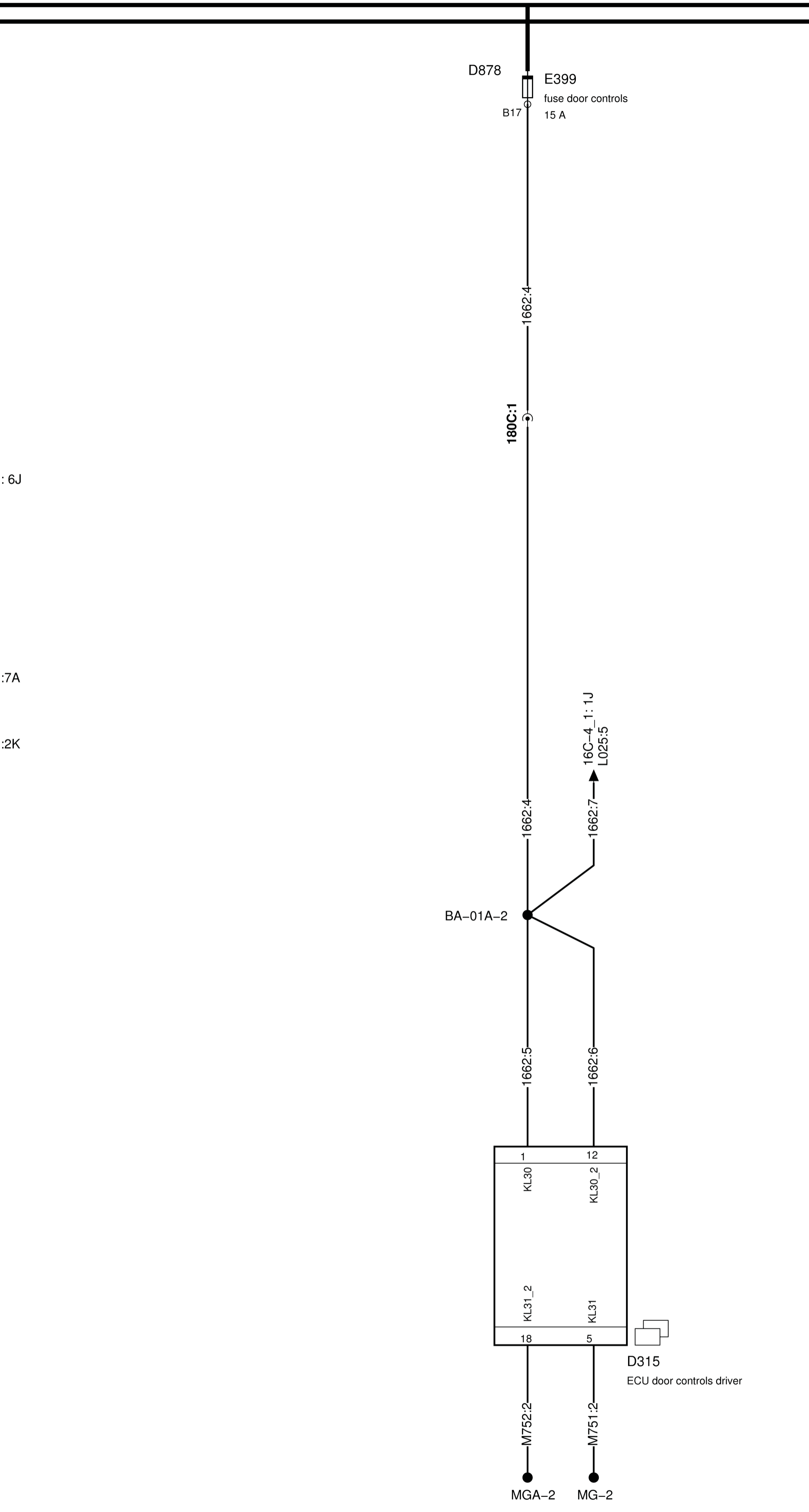
size A1 scale 3:4



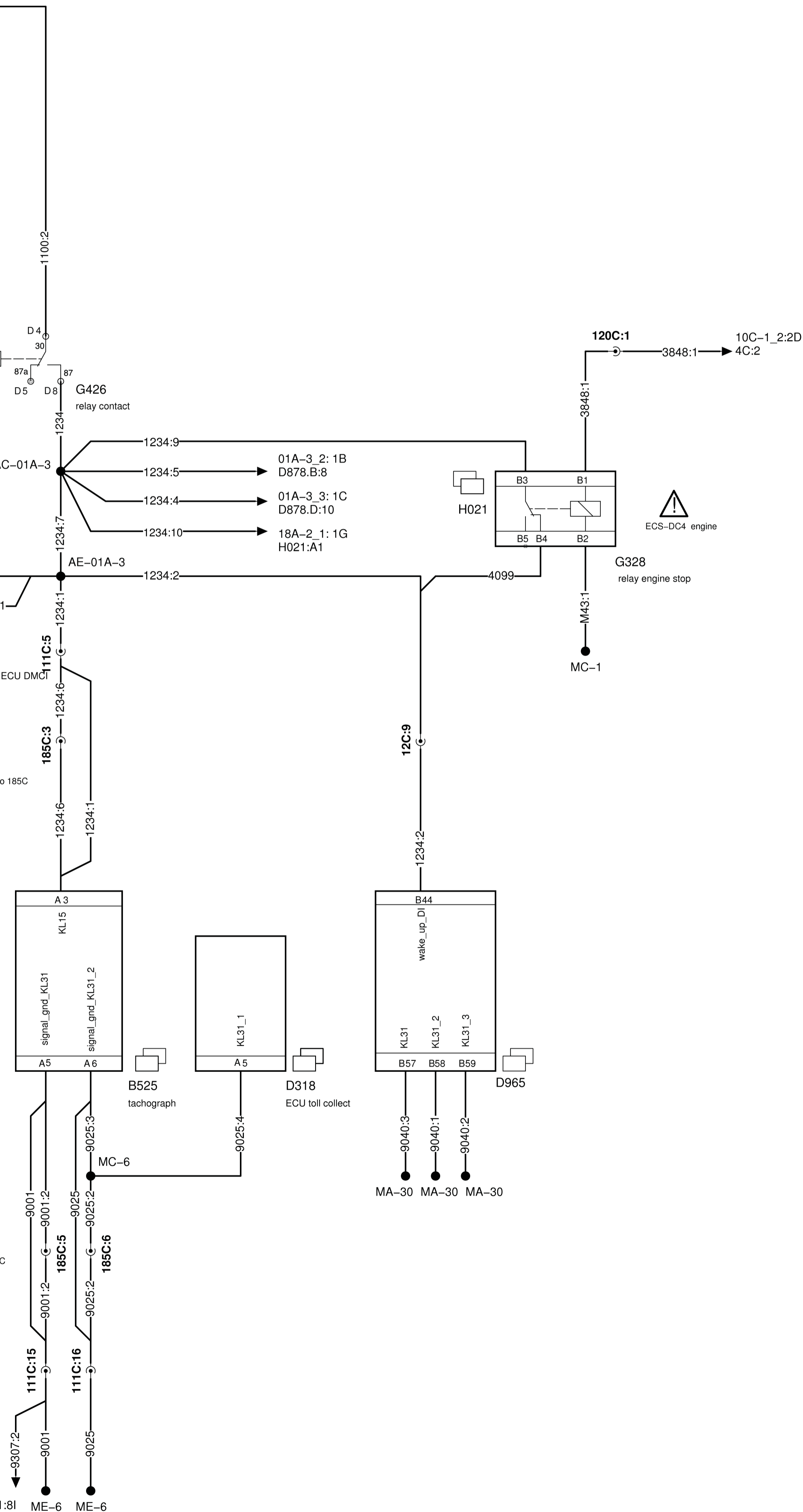
DAF

drawing / issue number 1819612 / 00





See 'RD33_SaberOS1' For location see Saber homepage		081127	BS			00
modification description		date	drawn by	auth. by	mod.no.	issue
general tolerances		tolerance principle		title		
Zie tek.				Power supply and ground Power supply before contact		
for drawing interpretation, see DAF standard:		material				
TKB 00801-033						
surfaces/corners		heat/surface treatment		size	scale	sheet
				A1	4 : 4	
authorised by	date	paint specification		blind angle projection		This drawing is the property of DAF-Trucks N.V., Eindhoven. The Netherlands and may not be copied in whole or in part without the prior written consent of the owner.
B Salden	081127					
drawn by	date	prod.grp.spec.	spec. indication	drawing / issue number		
				DAF 1819612 / 00		
master no.	Replacement for		1793561	CAD - Saber		Service number
						01A-2



See 'RD33_SaberDS1' For location see Saber homepage		081127	BS			00
modification description		date	drawn by	auth. by	mod. no.	issue
general tolerances		tolerance principle		title		
according drawing				Power supply and ground		
for drawing interpretation, see DAF standard:		material		Power supply after contact		
TKB 00801-033				size	scale	sheet
surfaces/corners		heat/surface treatment		A1	1:5	
authorised by	date	paint specification	third angle projection		This drawing is the property of DAF-Trucks N.V. Eindhoven, The Netherlands and may not be copied in whole or in part without the prior written consent of the owner.	
drawn by	date	prod. grp. spec.	spec. indication	DAF	drawing / issue number	
B Salden	081127				1819613 / 00	
master no.	Replacement for	1812964	CAD - Saber	Service number	01A-3	

01A-3_1:9E
AC-01A-3

1234:5


B8

D878 E351
fuse electrical systems
10 A

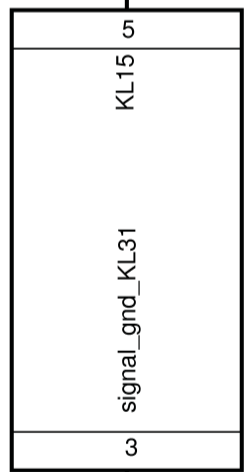
1381

AF-01A-3

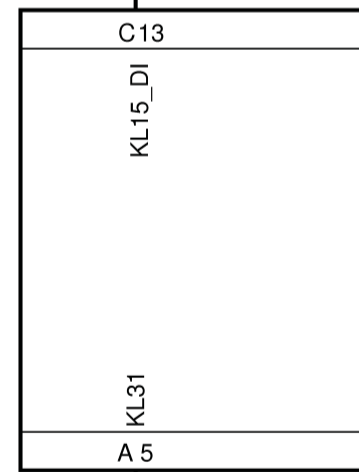
1381:9




B470
ECU telephone interface



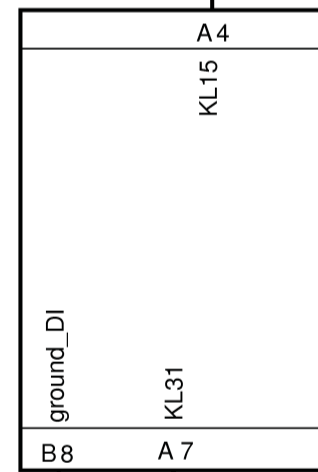
D995
ECU tyre pressure TPM



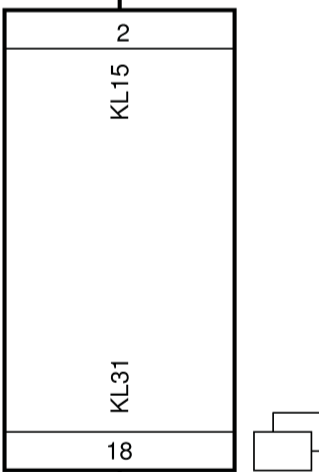
D993
ECU body builder module



D902
ECU intarder EST-42



D911
ECU alarm ALS-S



D931
ECU Immo LED

MC-8

MC-8

MC-8

MA-3 MA-3 MA-3

MBJ-2

MAE-2

193C:6

194C:6

MAF-2

1

2

3

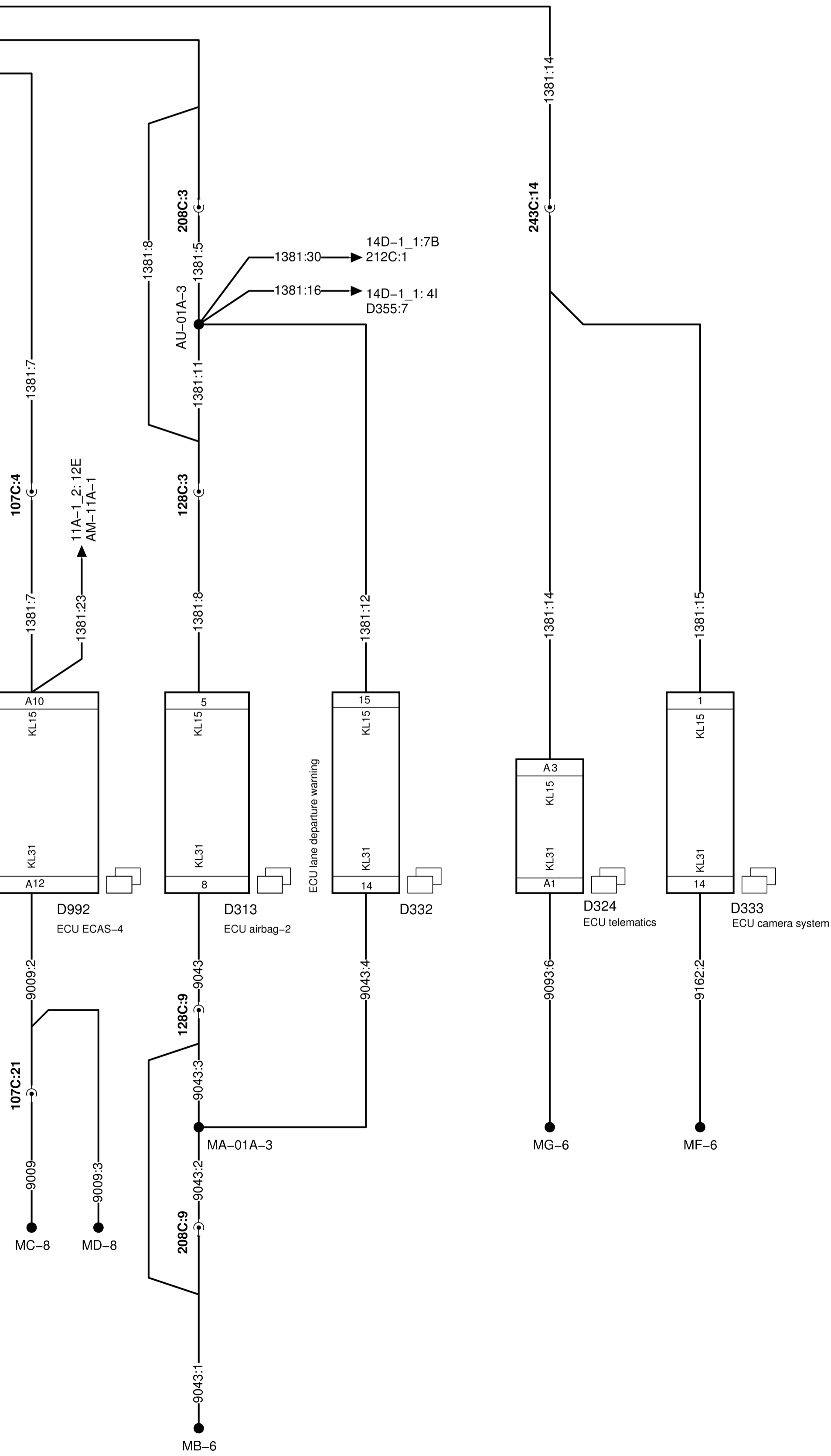
4

5

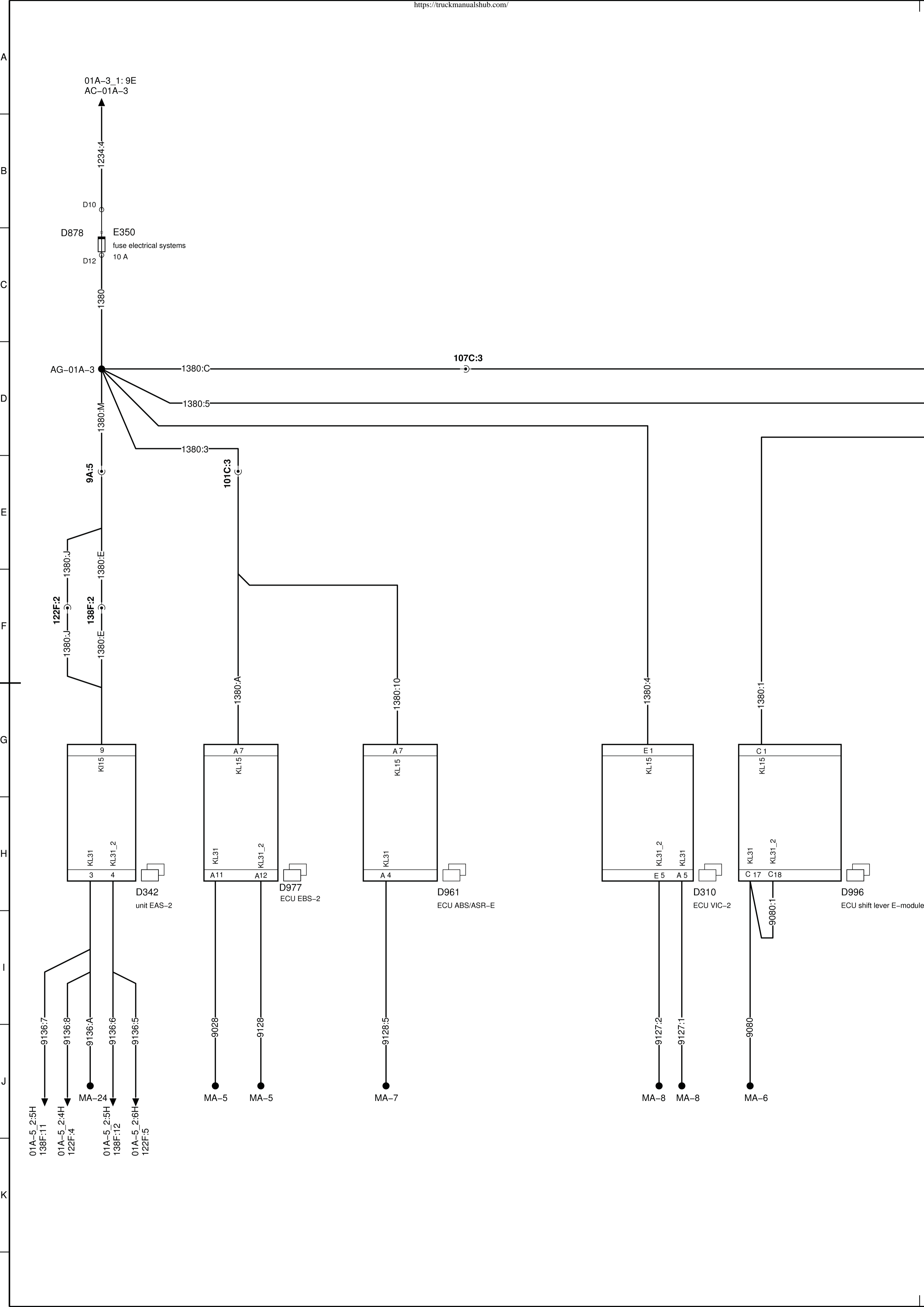
6

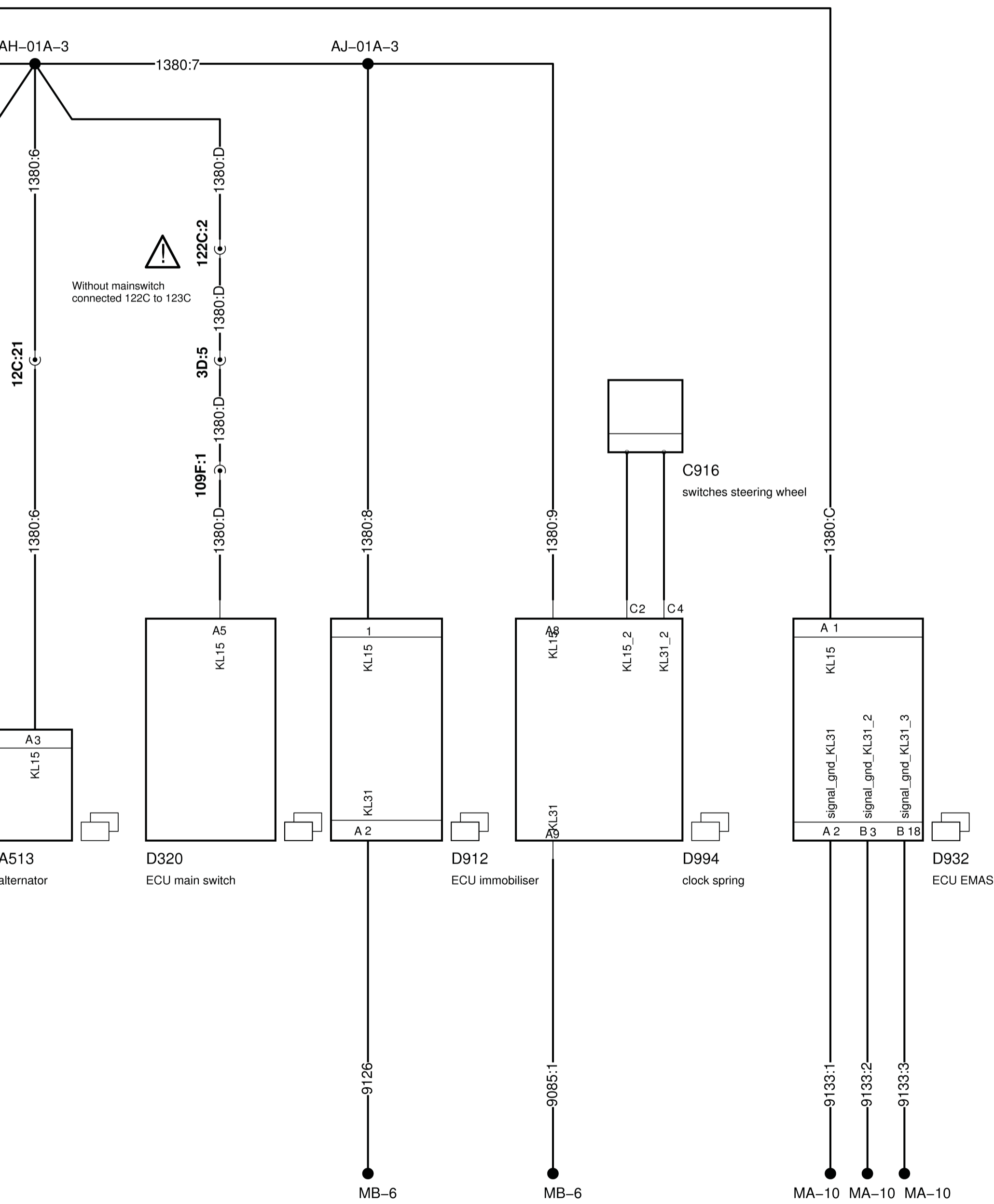
7

8



See RD33_SaberOS1: For location see Saber homepage		081127	BS				
modification description		date	drawn by	auth. by	mod. no.	issue	
general tolerances		Zie tek.		tolerance principle		title	
for drawing interpretation, see DAF standard:		TKB 00801-033		material		Power supply and ground	
surfaces/corners		paint specification		size		scale	
authorised by		date		heat/surface treatment		sheet	
drawn by		081127		spec. indication		2 : 5	
master no.		Replacement for 1812964		spec. indication		drawing / issue number	
				DAF		1819613 / 00	
				CAD - Saber		Service number	
						01A-3	





See RD33_SaberDS1: For location see Saber homepage		081127	BS			00
modification description		date	drawn by	auth. by	mod. no.	issue
general tolerances Zie tek.		tolerance principle		title Power supply and ground		
for drawing interpretation, see DAF standard: TKB 00801-033		material		Power supply after contact		
surfaces/corners		heat/surface treatment		size A1	scale 3 : 5	sheet
authorised by	date	paint specification		third angle projection 		This drawing is the property of DAF-Trucks N.V., Eindhoven. The Netherlands and may not be copied in whole or in part without the prior written consent of the owner.
drawn by B Salden	date 081127	prod.grp.spec.	spec. indication	DAF		drawing / issue number 1819613 / 00
master no.	Replacement for 1812964		CAD - Saber		Service number 01A-3	

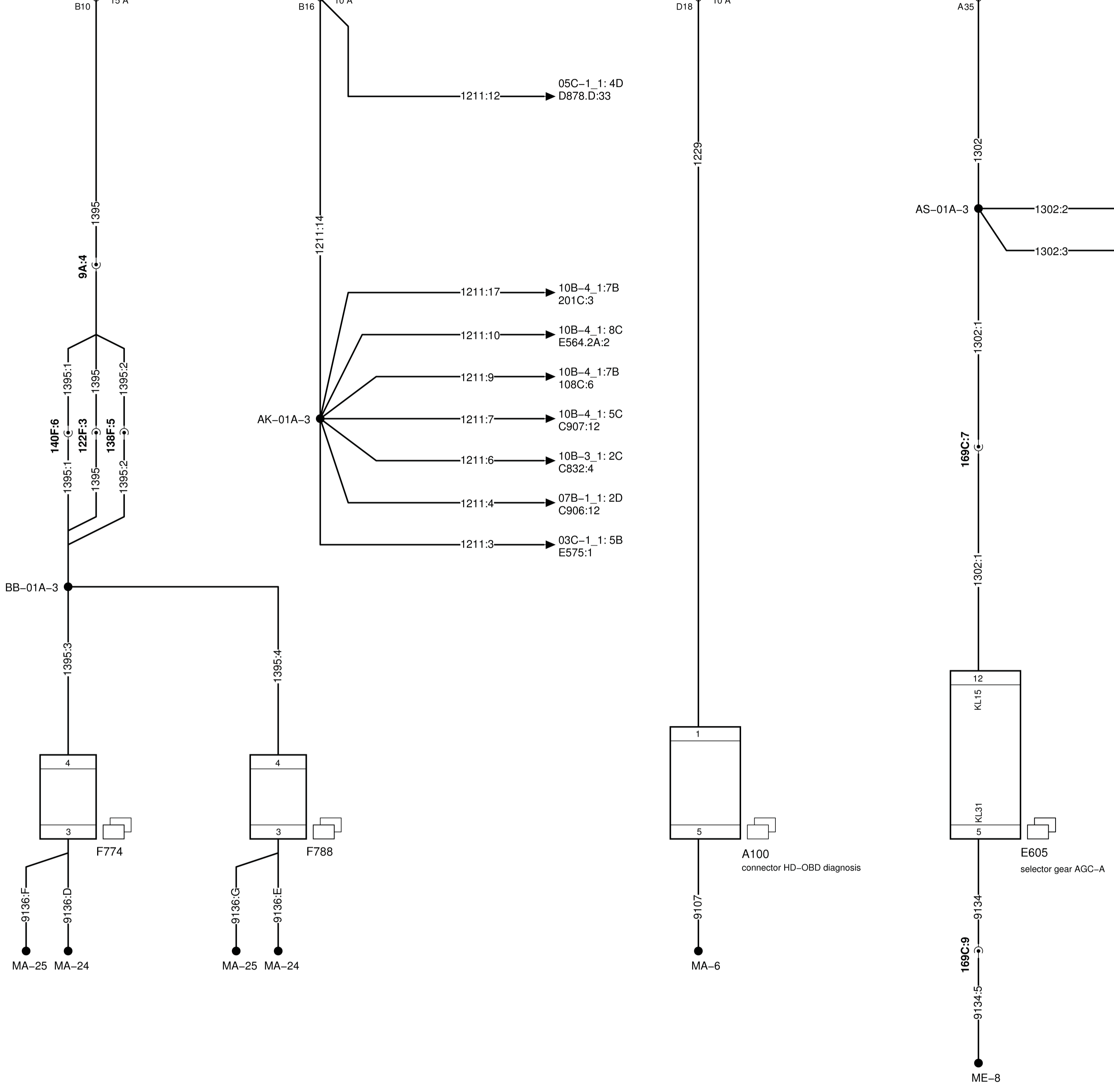
n_293409_444
1010

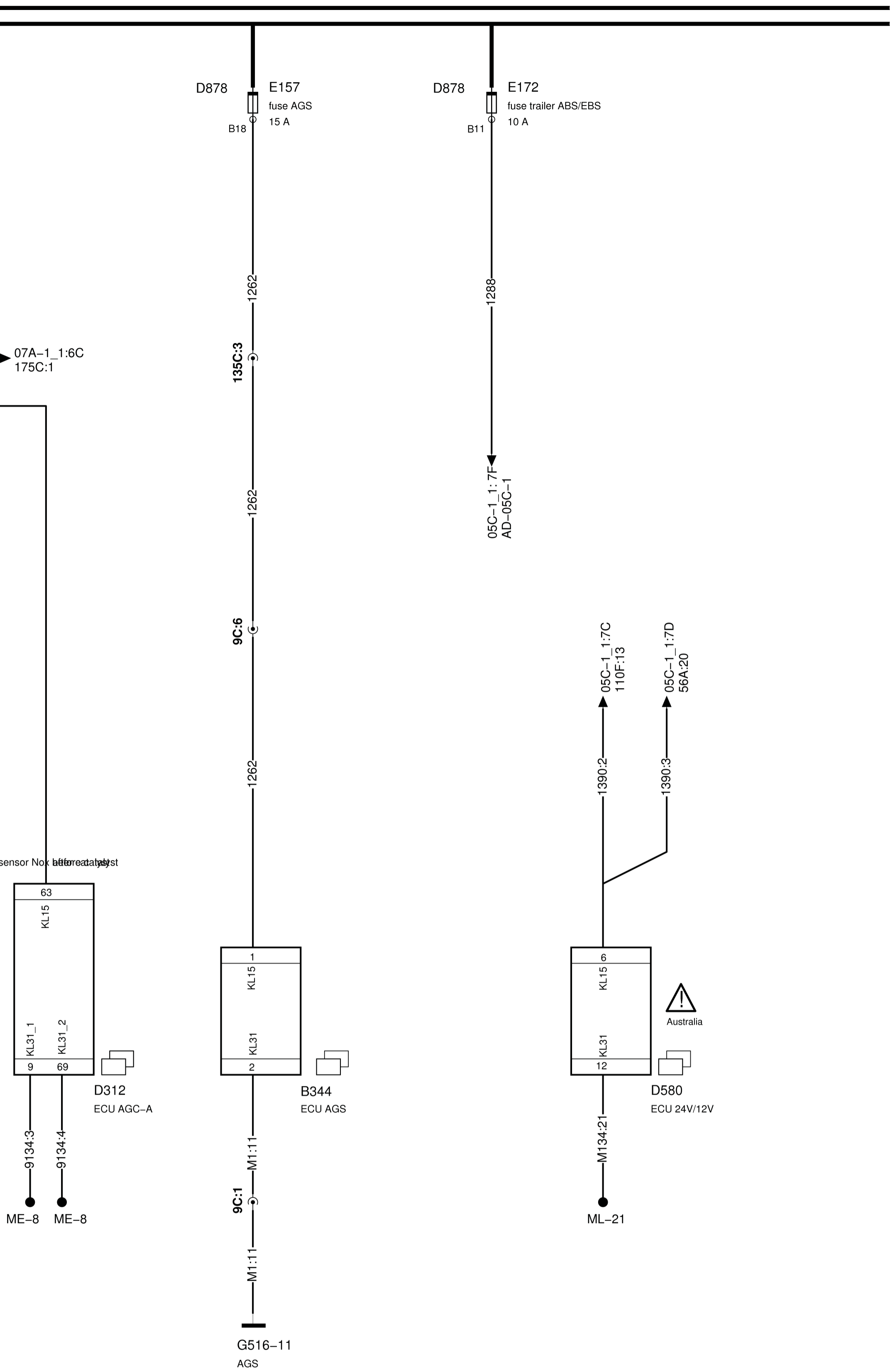
D878 E434
fuse Nox sensor
15 A

D878 E035
fuse steering column
10 A

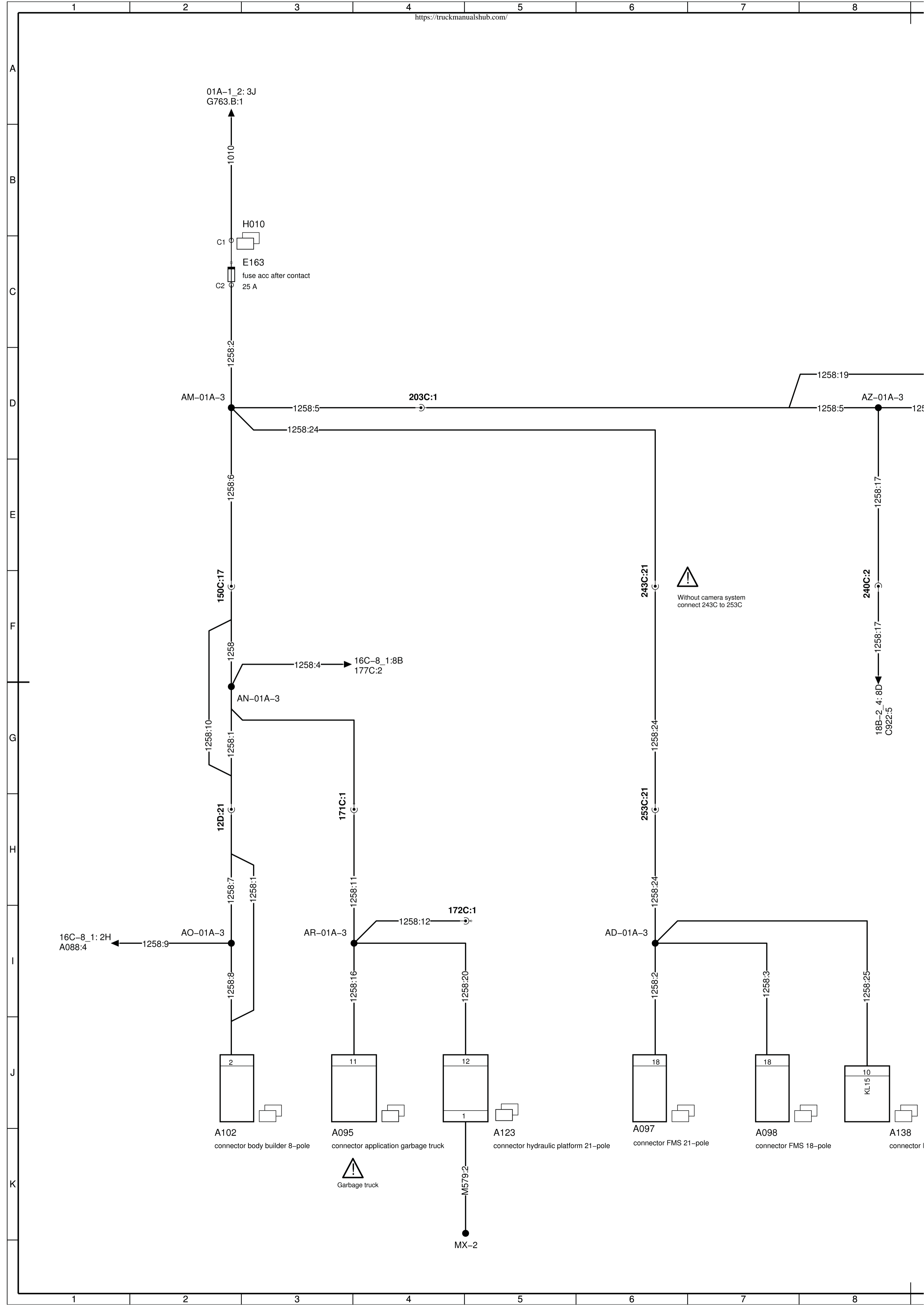
D878 E053
fuse diagnose
10 A


D878 E144
fuse AGC-A
10 A



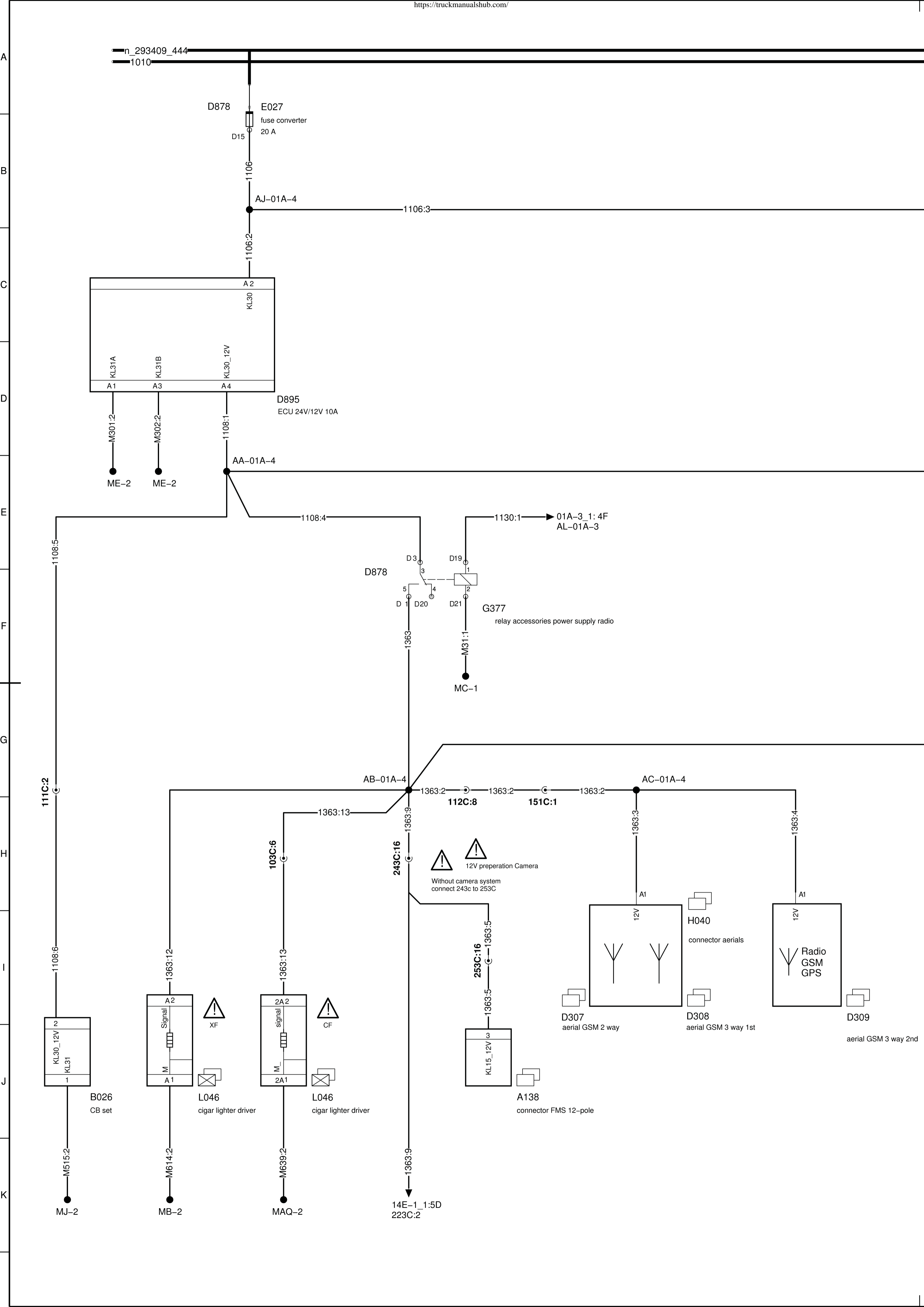


See RD33_SaberOS1 For location see Saber homepage		081127	BS			00
modification description		date	drawn by	auth. by	mod. no.	issue
general tolerances Zie tek.		tolerance principle		title Power supply and ground		
for drawing interpretation, see DAF standard: TKB 00801-033		material		Power supply after contact		
surfaces/corners		heat/surface treatment		size A1	scale 4 : 5	sheet
authorised by	date	paint specification		third angle projection 		This drawing is the property of DAF - Trucks N.V., Eindhoven, The Netherlands and may not be copied in whole or in part without the prior written consent of the owner.
drawn by B Salden	date 081127	prod.grp.spec.	spec. indication	DAF		drawing / issue number 1819613 / 00
master no.	Replacement for 1812964		CAD - Saber		Service number 01A-3	



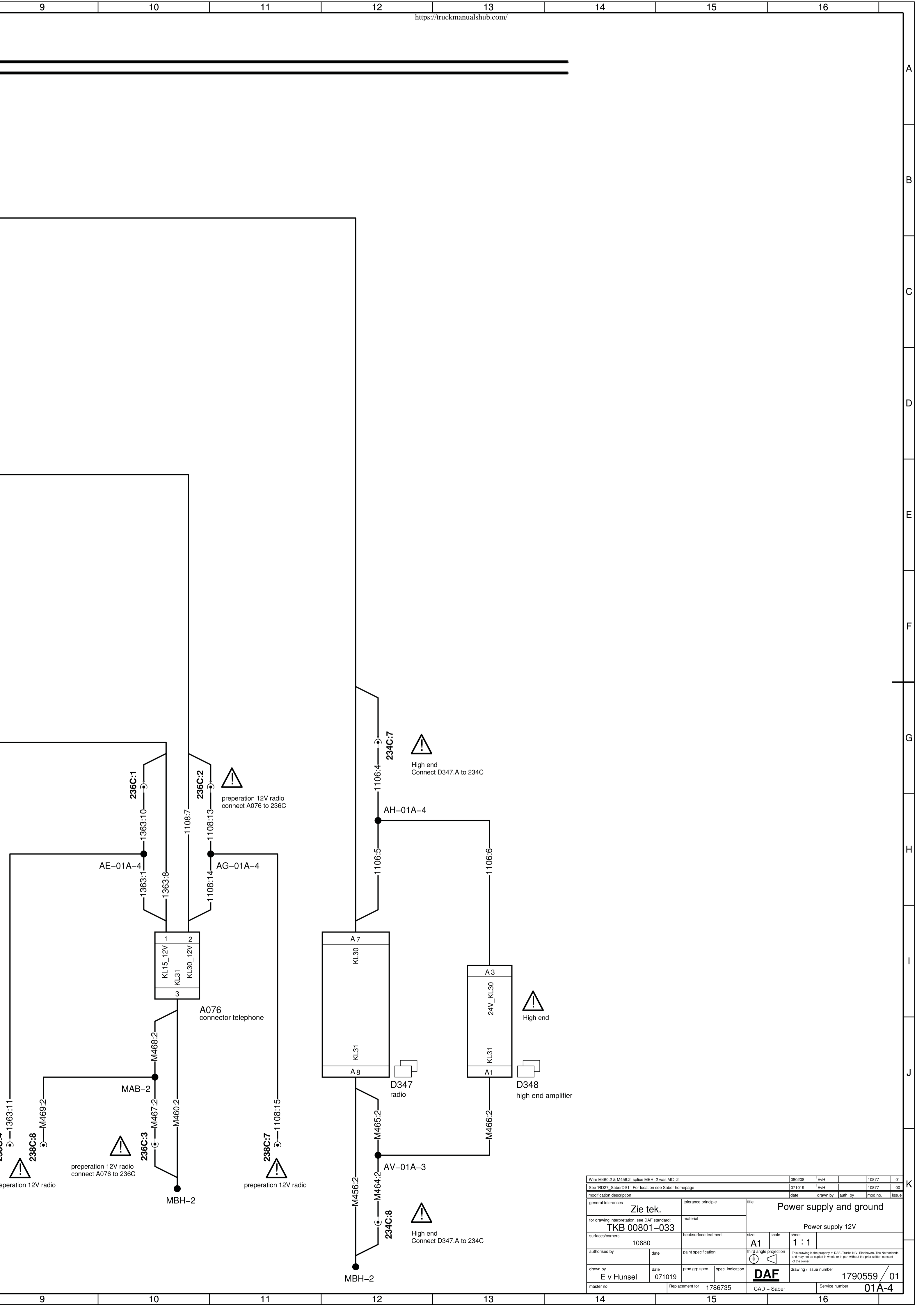


See RD33_SaberDS1 For location see Saber homepage		081127	BS					
modification description		date	drawn by	auth. by	mod. no.	issue		
general tolerances	Zie tek.	tolerance principle	title					
for drawing interpretation, see DAF standard:	TKB 00801-033	material	Power supply and ground					
surfaces/corners		heat/surface treatment	size	scale	sheet	Power supply after contact		
authorised by		paint specification	A1	5 : 5				
drawn by	B Salden	date	081127	prod.grp.spec.	spec. indication	Blind angle projection		
master no.		Replacement for	1812964	CAD - Saber	Service number	01A-3		
				DAF		drawing / issue number 1819613 / 00		

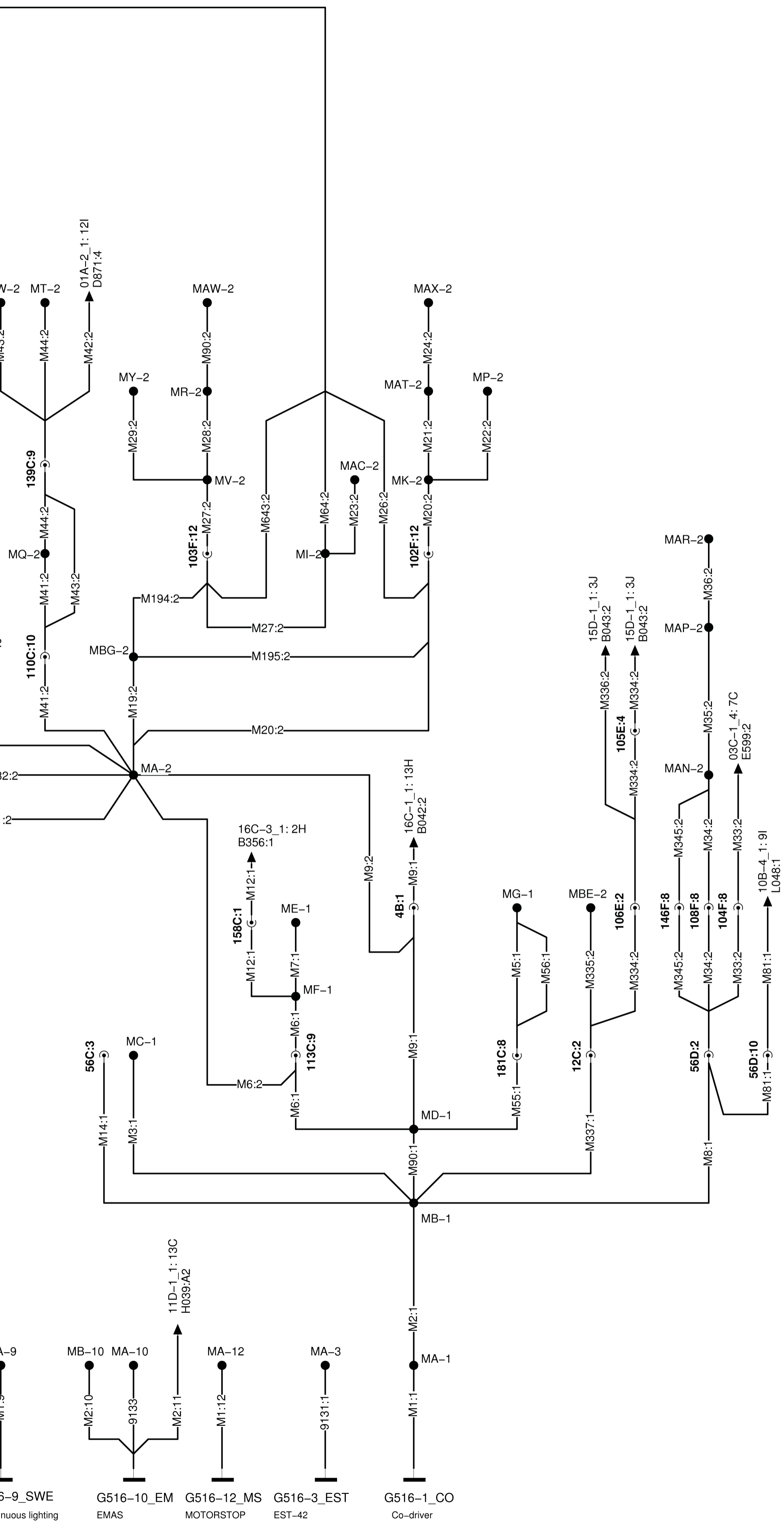


A
B
C
D
E
F
G
H
I
J
K

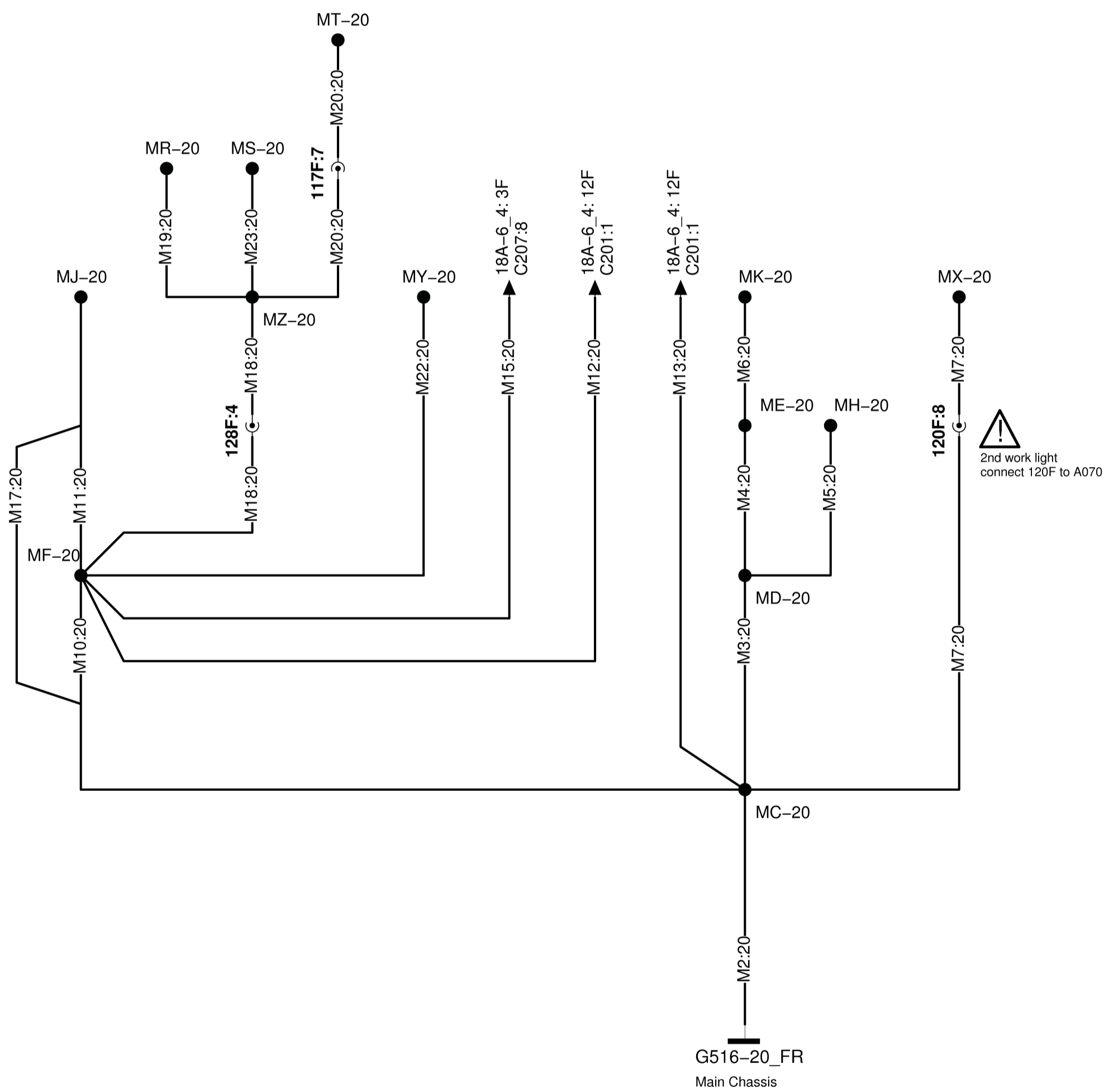
1 2 3 4 5 6 7 8



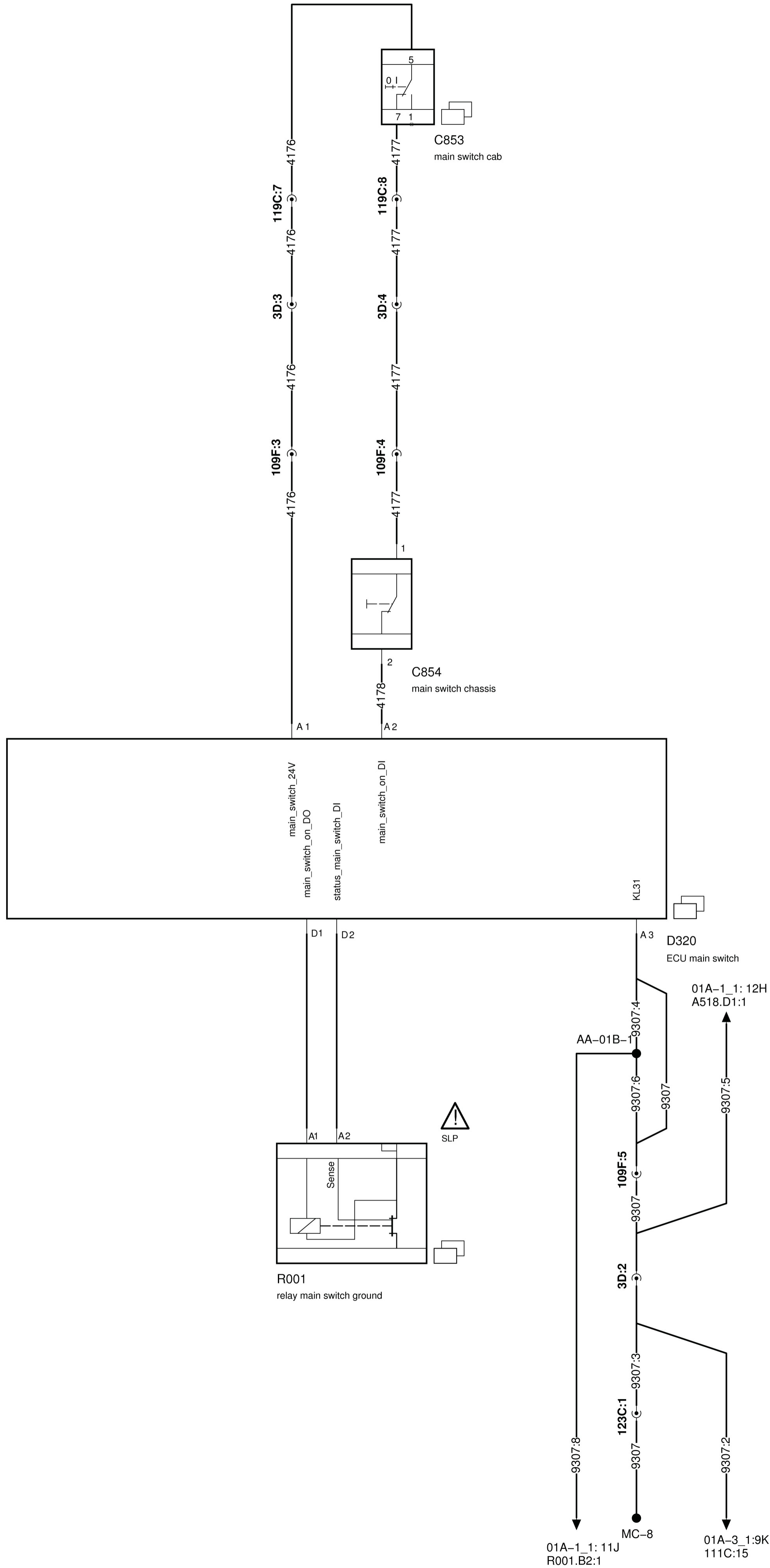
Wire M460:2 & M456:2 splice MBH-2 was MC-2		080208	EVH	10877	01
See 'RD27_SaberOS1' For location see Saber homepage		071019	EVH	10877	00
modification description		date	drawn by	auth. by	mod.no. / Issue
general tolerances	Zie tek.	tolerance principle	title Power supply and ground		
for drawing interpretation, see DAF standard:	material	Power supply 12V			
surfaces/corners	10680	heat/surface treatment	size A1	scale 1:1	sheet
authorised by	date	paint specification	Third angle projection		
drawn by	date	prod.grp.spec.	This drawing is the property of DAF - Trucks N.V., Eindhoven, The Netherlands and may not be copied in whole or in part without the prior written consent of the owner.		
E v Hunsel	071019	spec. indication	drawing / issue number 1790559 / 01		
master no.	Replacement for 1786735	CAD - Saber	Service number 01A-4		



See sheet 2	090205	MP			02
See 'RD32 SaberDS1' rel' doc: For location see Saber homepage	080814	RTh			01
Ground chain -2 changed, splices MBG-2, MBH-2 & MBK-2 added.	080208	EvH			00
modification description	date	drawn by	auth. by	mod. no.	issue
general tolerances	tolerance principle		title		
according drawing			Power supply and ground		
for drawing interpretation, see DAF standard:	material		Ground		
TKB 00801-033			size	scale	sheet
surfaces/corners	heat/surface treatment		A1	1:2	
authorised by	date	paint specification	third angle projection		
drawn by	date	prod.grp.spec.	This drawing is the property of DAF-Trucks N.V. Eindhoven, The Netherlands and may not be copied in whole or in part without the prior written consent of the owner.		
E v Hunsel	080208	spec. indication	drawing / issue number		
master no.	Replacement for	1781655/01	DAF		1794011 / 02
			CAD - Saber		Service number 01A-5

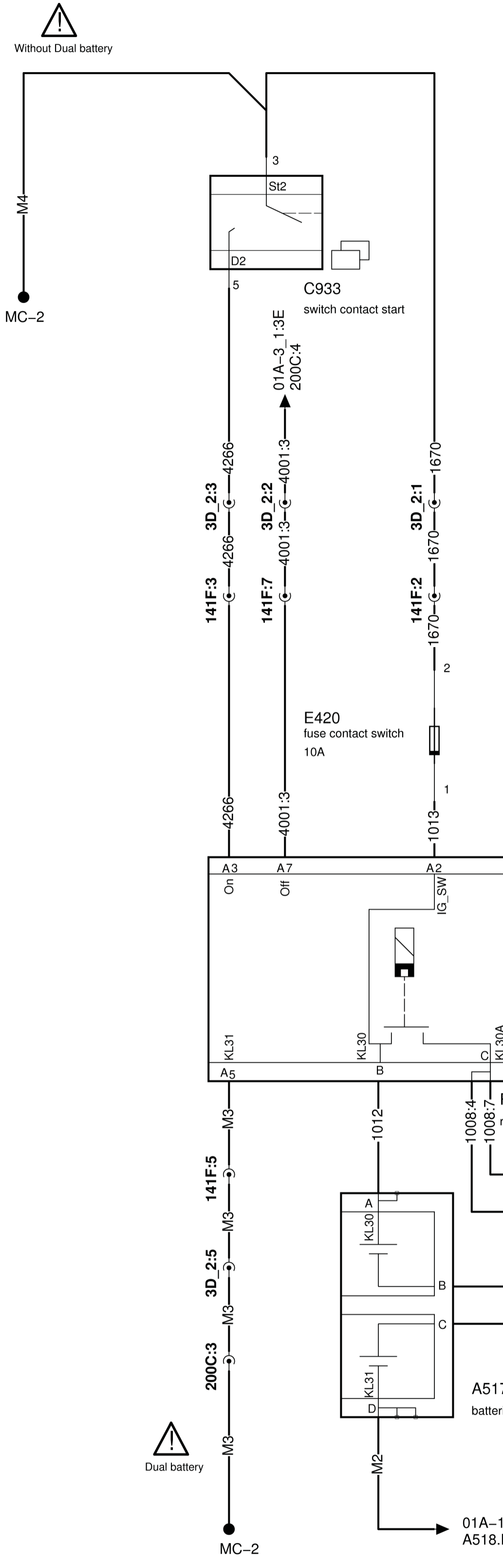


Wire M2:0 changed from PVC to PUR	090205	MP				02
See RD32_SaberOS1_ref doc; For location see Saber homepage	080814	RTh				01
See sheet 01	080208	EvH				00
modification description						
general tolerances	Zie tek.		tolerance principle	title		
for drawing interpretation, see DAF standard:	TKB 00801-033		material	Power supply and ground		
surfaces/corners			heat/surface treatment	size	scale	sheet
authorised by	date	paint specification	Blind angle projection		Ground	
drawn by	date	prod.grp.spec.	spec. indication	drawing / issue number		
master no	Replacement for 1781655/01		CAD - Saber	1794011 / 02		
			Service number		01A-5	



ee 'RD4_SaberDS1' For location see Saber homepage		060127	MP				08
CF65 added		050622	MP				07
Main switch changed to new status.		050422	MP			63789	06
Mainframe changed to new status		050301	MP			63789	05
Hyperlink changed		050118	A	Üzümçü			04
Connector changed C854, G367 wire 1009 connected to pin 88		051104	RTHJKr			10680	03
FRAME wires changed from T1 quality into T2 quality		040716	EvH			10680	02
D924 new symbol, pin C6 added on 1644407		040514	Jkr			63676	01
modification description							
general tolerances	Zie tek.		tolerance principle	title			
for drawing interpretation, see DAF standard:	TKB 00801-033		material	Power supply and ground			
surfaces/corners	10680	heat/surface treatment	size	scale	sheet	Main switch	
authorised by	date	paint specification	A1	1 : 1			
drawn by	date	prod.grp.spec.	Blind angle projection		This drawing is the property of DAF-Trucks N.V., Eindhoven. The Netherlands and may not be copied in whole or in part without the prior written consent of the owner.		
CM/Detech	040420	spec. indication	DAF		drawing / issue number		
master no	Replacement for		CAD - Saber		1644408 / 08		
					Service number		01B-1

A
B
C
D
E
F
G
H
I
J
K
L



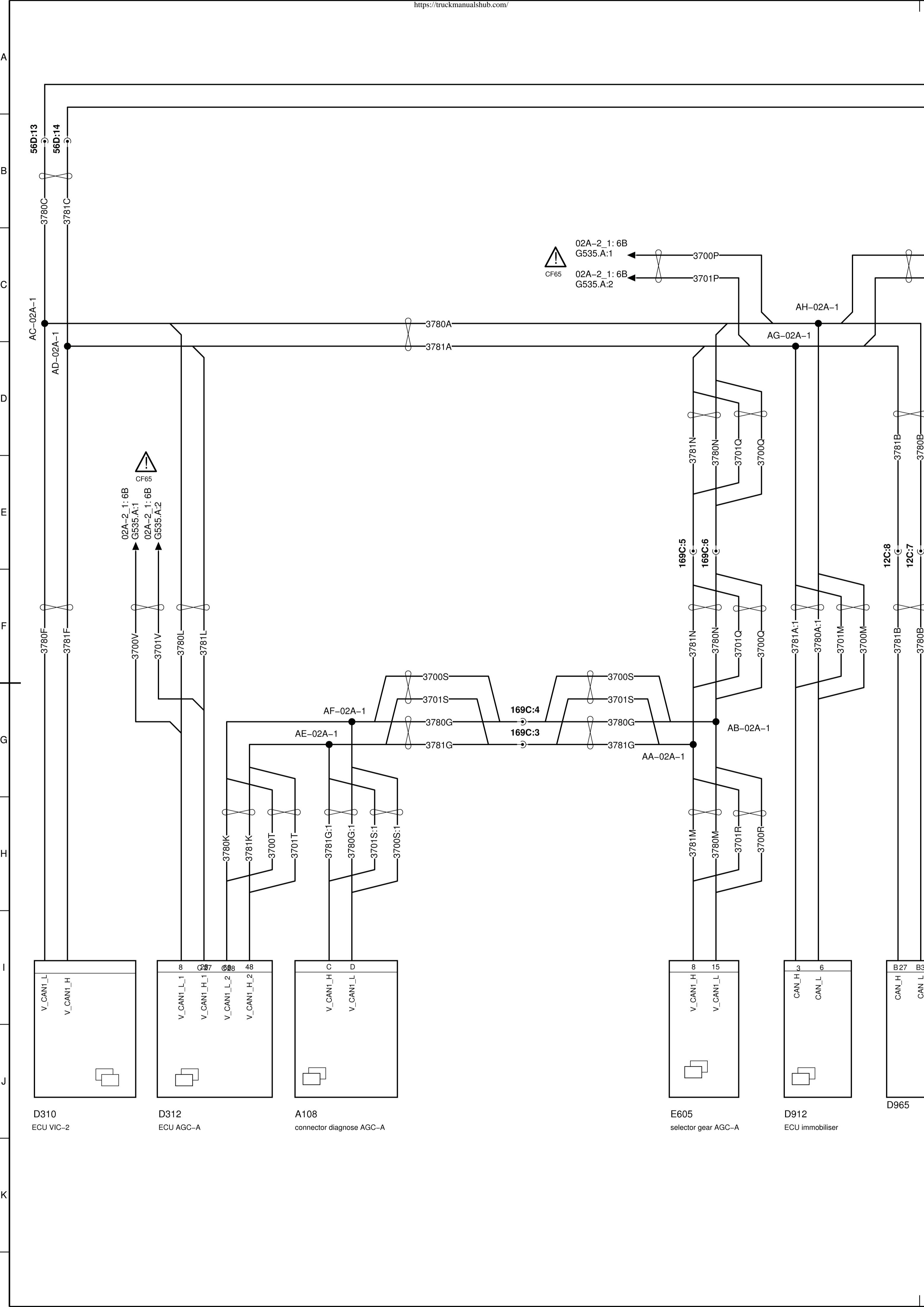
A
B
C
D
E
F
G
H
I
J
K
L

008
lay dual battery
→ 01A-1_1: 8H
B010.A:1
→ 01A-1_1: 12H
A518.A:1

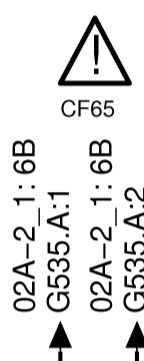
s starter

: 12H
:1

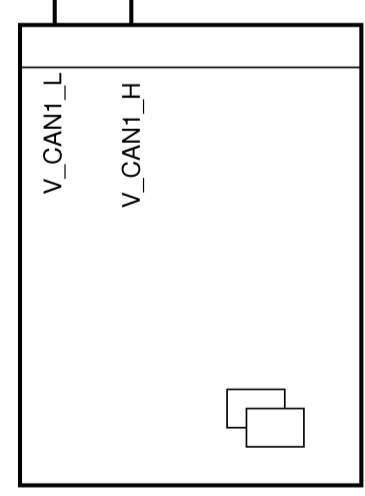
See 'RD01_SaberDS1_ref' doc; For location see Saber homepage		080429	RTh			01
See 'RD20_SaberDS1_ref' doc; For location see Saber homepage		070216	MP			00
modification description		date	drawn by	auth. by	mod. no.	issue
general tolerances	according drawing	tolerance principle	title			
for drawing interpretation, see DAF standard:	TKB 00801-033	material	Power supply and ground			
surfaces/corners		heat/surface treatment	size	scale	sheet	Dual battery
authorised by		paint specification	A1	1 : 1		
drawn by	M Putmans	date	third angle projection		This drawing is the property of DAF-Trucks N.V., Eindhoven, The Netherlands and may not be copied in whole or in part without the prior written consent of the owner	
master no.		date	prod.grp.spec.	spec. indication	drawing / issue number	
		070216		DAF	1779369 / 01	
	Replacement for	1737609/02	CAD - Saber	Service number	01C-1	



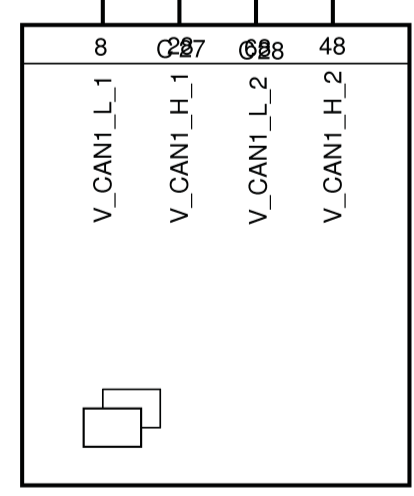
02A-2_1: 6B
 G535.A:1
 02A-2_1: 6B
 G535.A:2



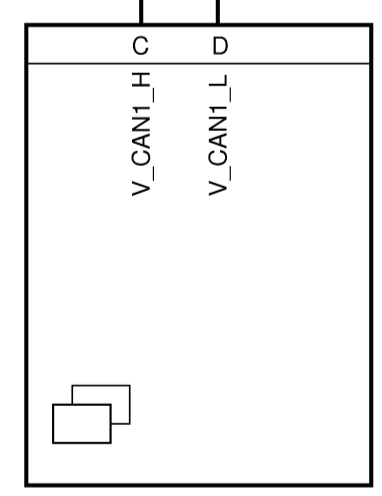
02A-2_1: 6B
 G535.A:1
 02A-2_1: 6B
 G535.A:2



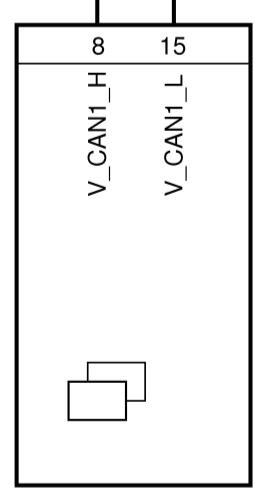
D310
ECU VIC-2



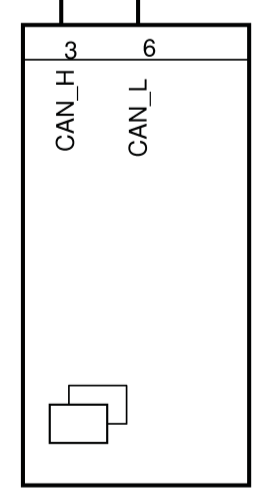
D312
ECU AGC-A



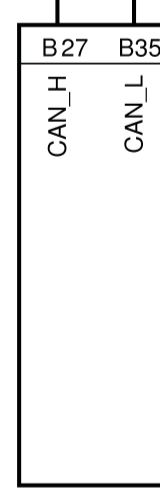
A108
connector diagnose AGC-A



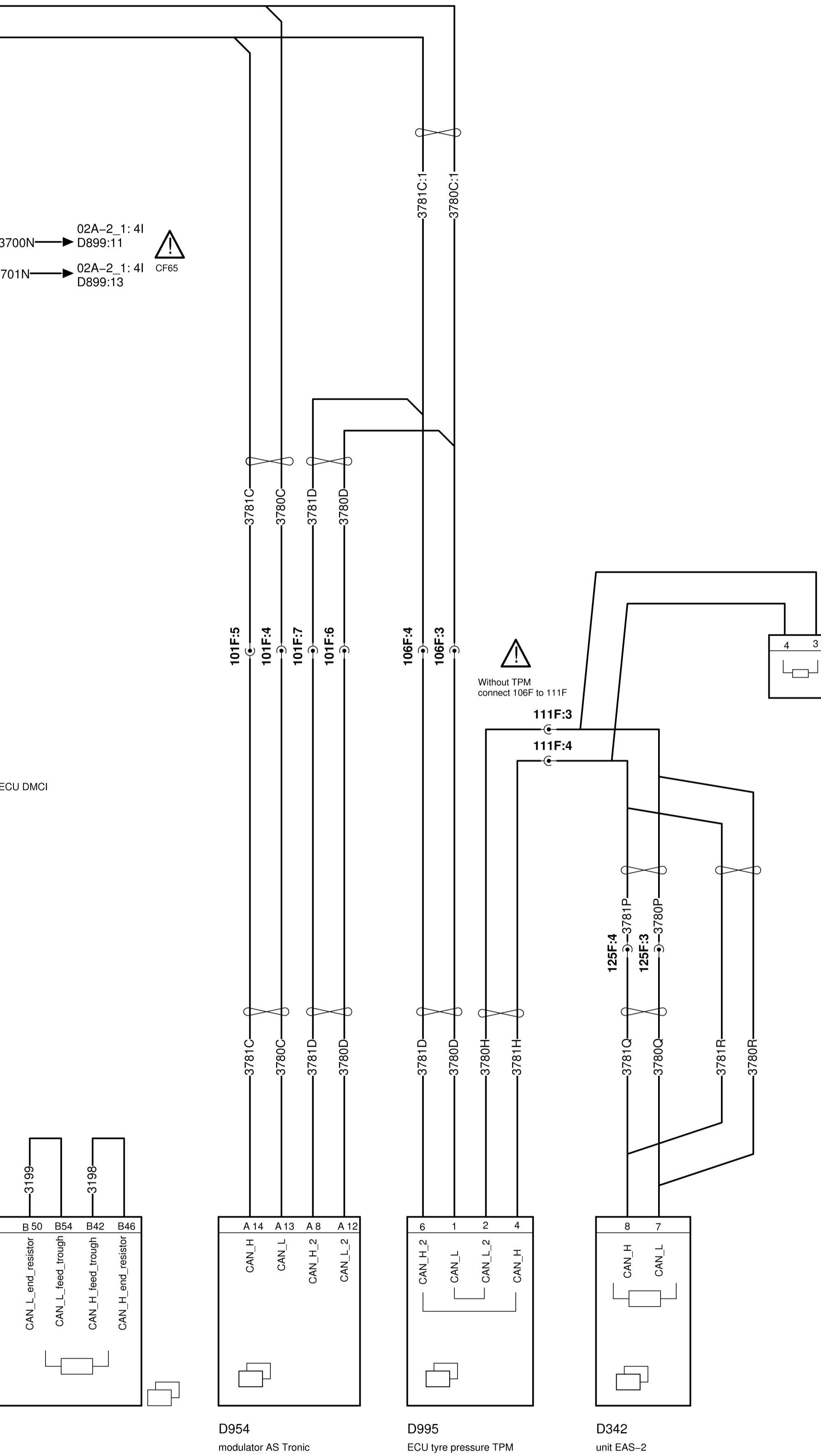
E605
selector gear AGC-A



D912
ECU immobiliser



D965



3700N → 02A-2_1: 4I D899:11
 701N → 02A-2_1: 4I D899:13

⚠ CF65

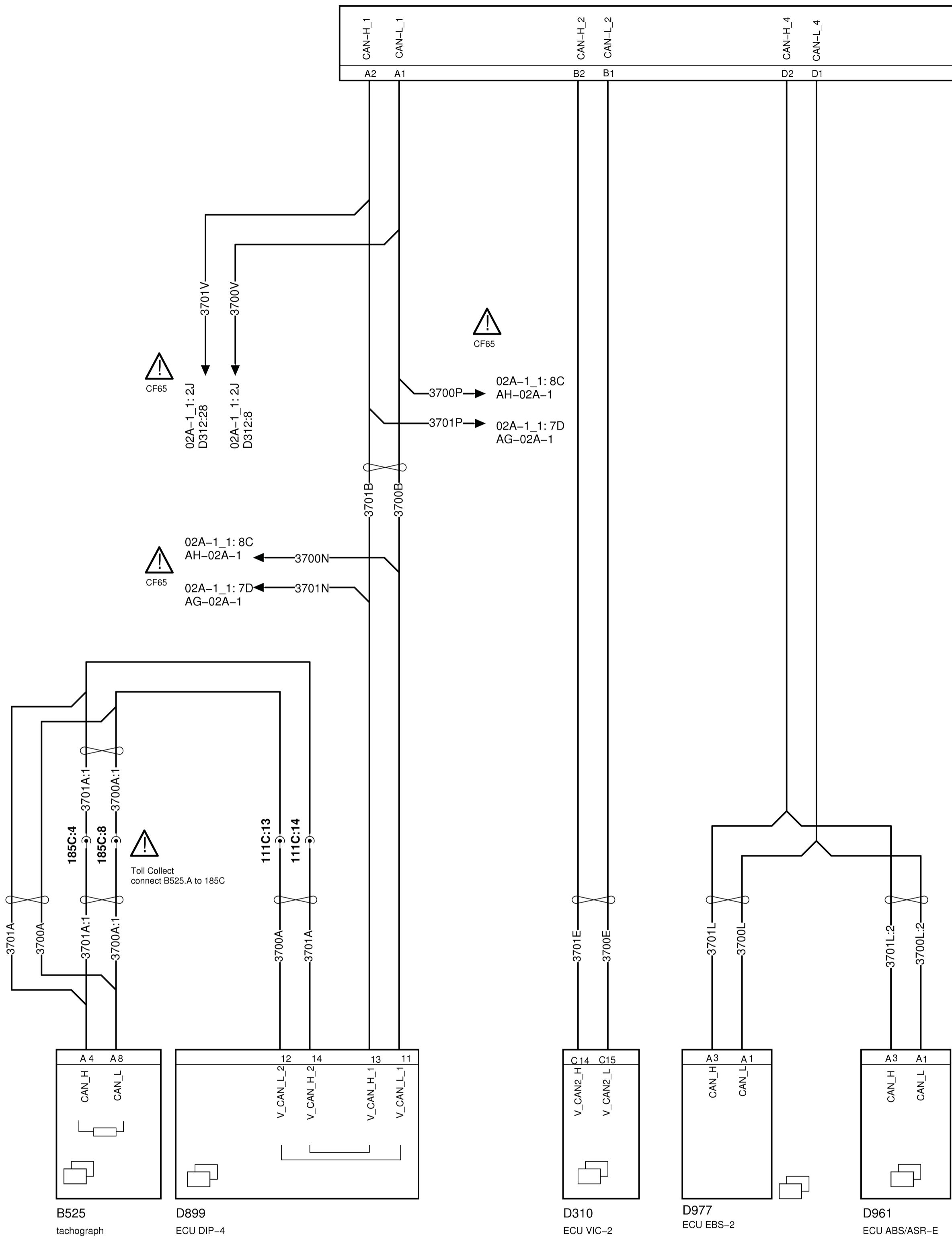
ECU DMCI

D954 modulator AS Tronic

D995 ECU tyre pressure TPM

D342 unit EAS-2

See 'RD32_SaberDS1' For location see Saber homepage	080818	MP			04
See 'RD30_SaberDS1' For location see Saber homepage	080325				03
See 'RD27_SaberDS1' for location see Saber homepage	071030	MP			02
See 'RD23_SaberDS1' for location see Saber homepage	070608	EVH		17815	01
See 'RD20_SaberDS1' for location see Saber homepage	070208	MP			00
modification description	date	drawn by	auth. by	mod. no.	issue
general tolerances	Zie tek.		tolerance principle	title	
for drawing interpretation, see DAF standard:	TKB 00801-033		material	Network topology CAN topology V-CAN1	
surfaces/corners	size	scale	sheet		
authorised by	date	paint specification	third angle projection	This drawing is the property of DAF-Trucks N.V., Eindhoven. The Netherlands and may not be copied in whole or in part without the prior written consent of the owner.	
drawn by	date	prod.grp.spec.	spec. indication	drawing / issue number	
M Putmans	070208			1745297 / 04	
master no.	Replacement for	1644409/13	CAD - Saber	Service number	02A-1



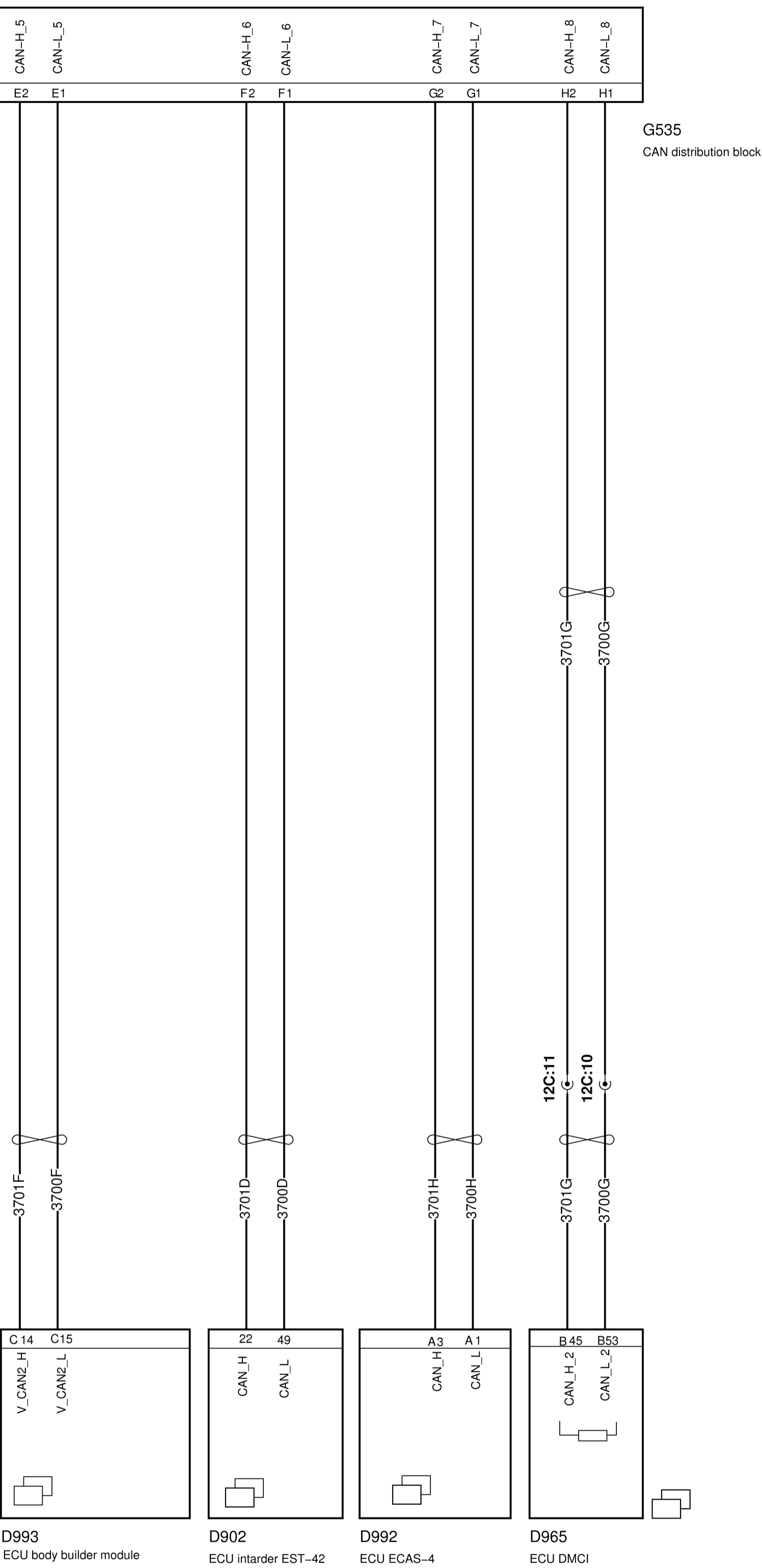
B525 tachograph

D899 ECU DIP-4

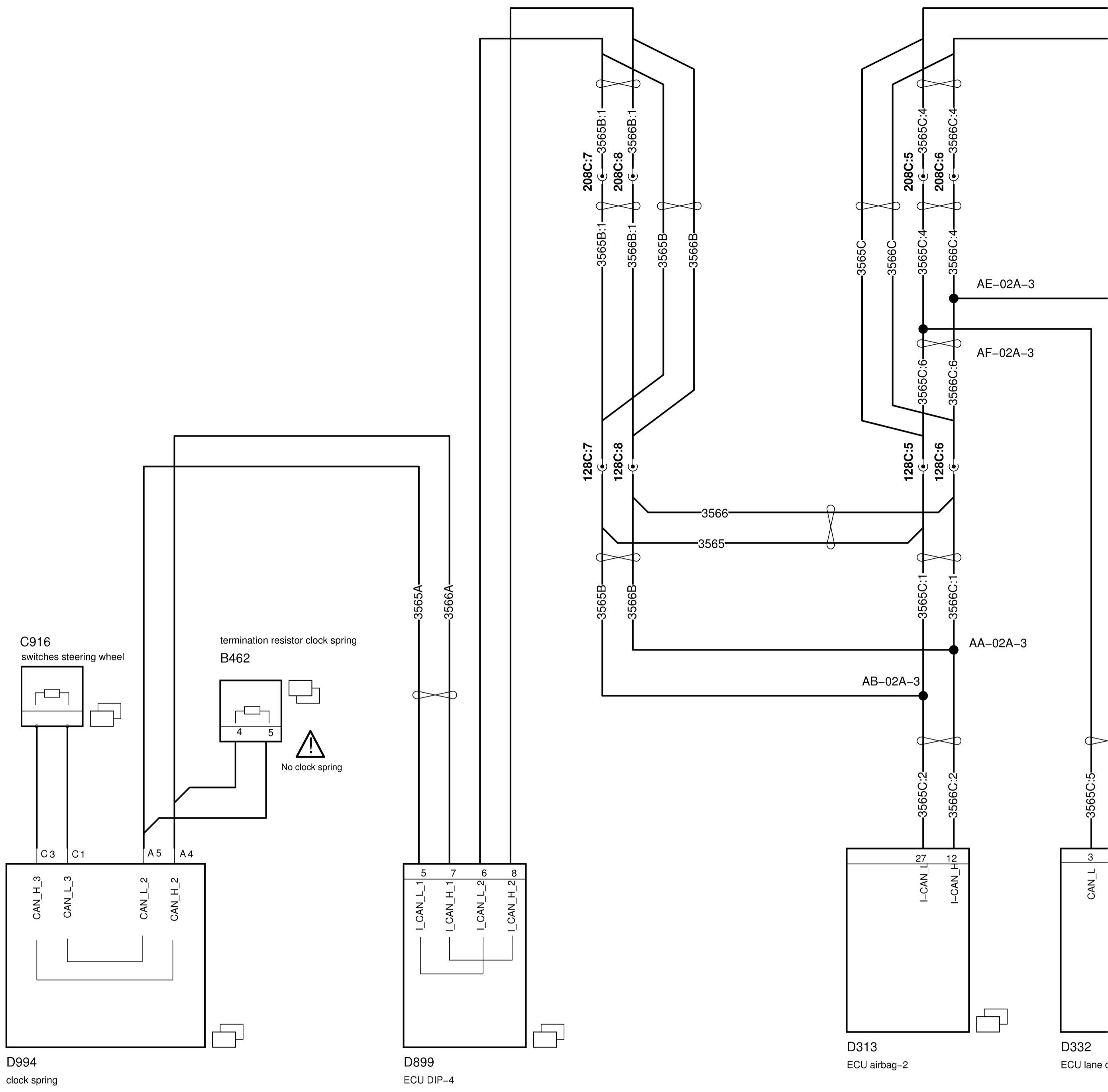
D310 ECU VIC-2

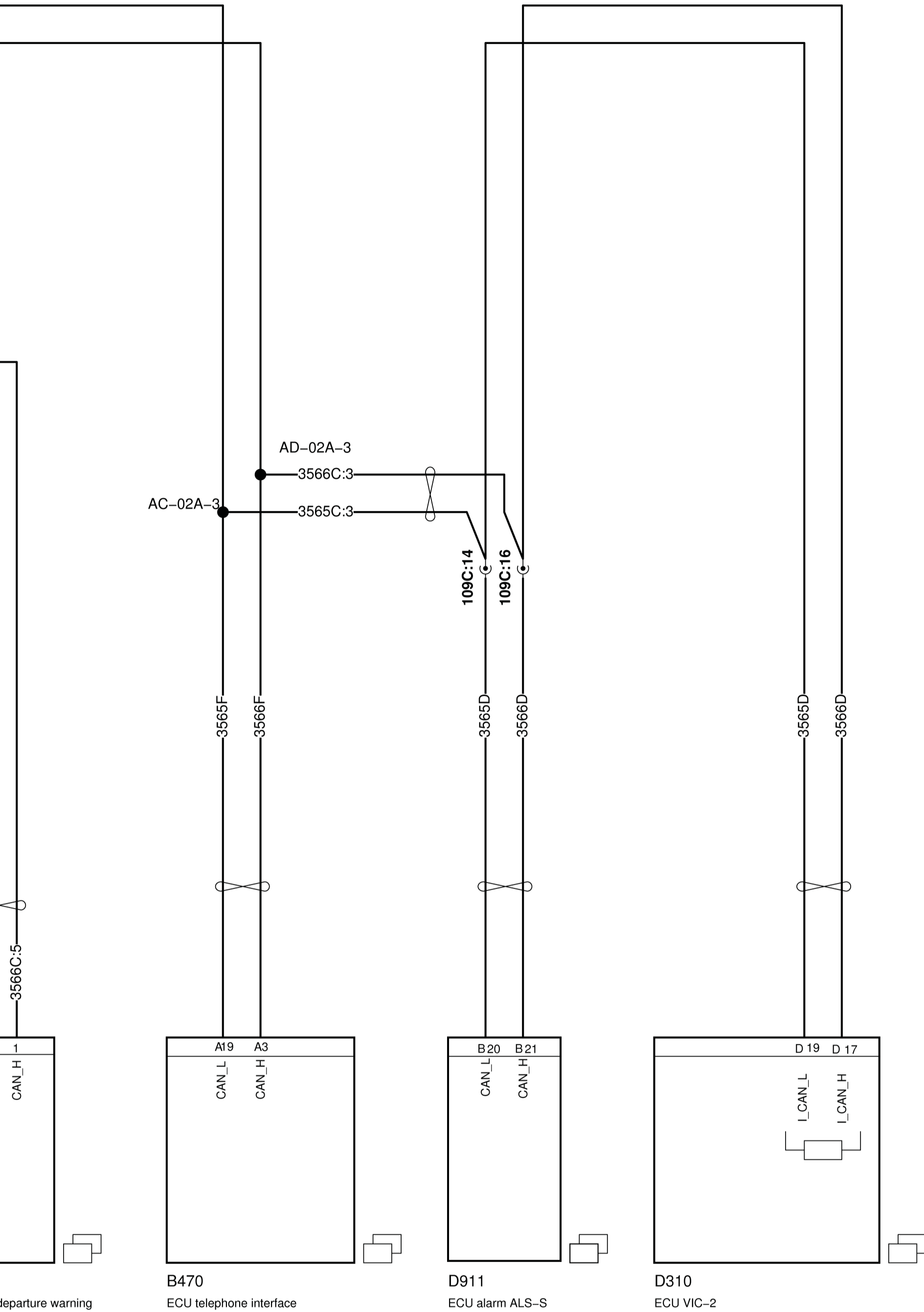
D977 ECU EBS-2

D961 ECU ABS/ASR-E



See 'RD32 - SaberDS1' For location see Saber homepage		080815	MP		00
modification description		date	drawn by	auth. by	mod. no. / issue
general tolerances		tolerance principle		title	
according drawing				Network Topology CAN Topology V-CAN2	
for drawing interpretation, see DAF standard: TKB 00801-033		material		size	sheet
surfaces/corners		heat/surface treatment		A1	1 : 1
authorised by	date	paint specification	third angle projection		This drawing is the property of DAF - Trucks N.V. Eindhoven. The Netherlands and may not be copied in whole or in part without the prior written consent of the owner.
M Putmans	080815	prod.grp.spec.	spec. indication	DAF	
master no.		Replacement for		drawing / issue number	
		1790558		1812966 / 00	
			CAD - Saber		Service number
					02A-2





departure warning

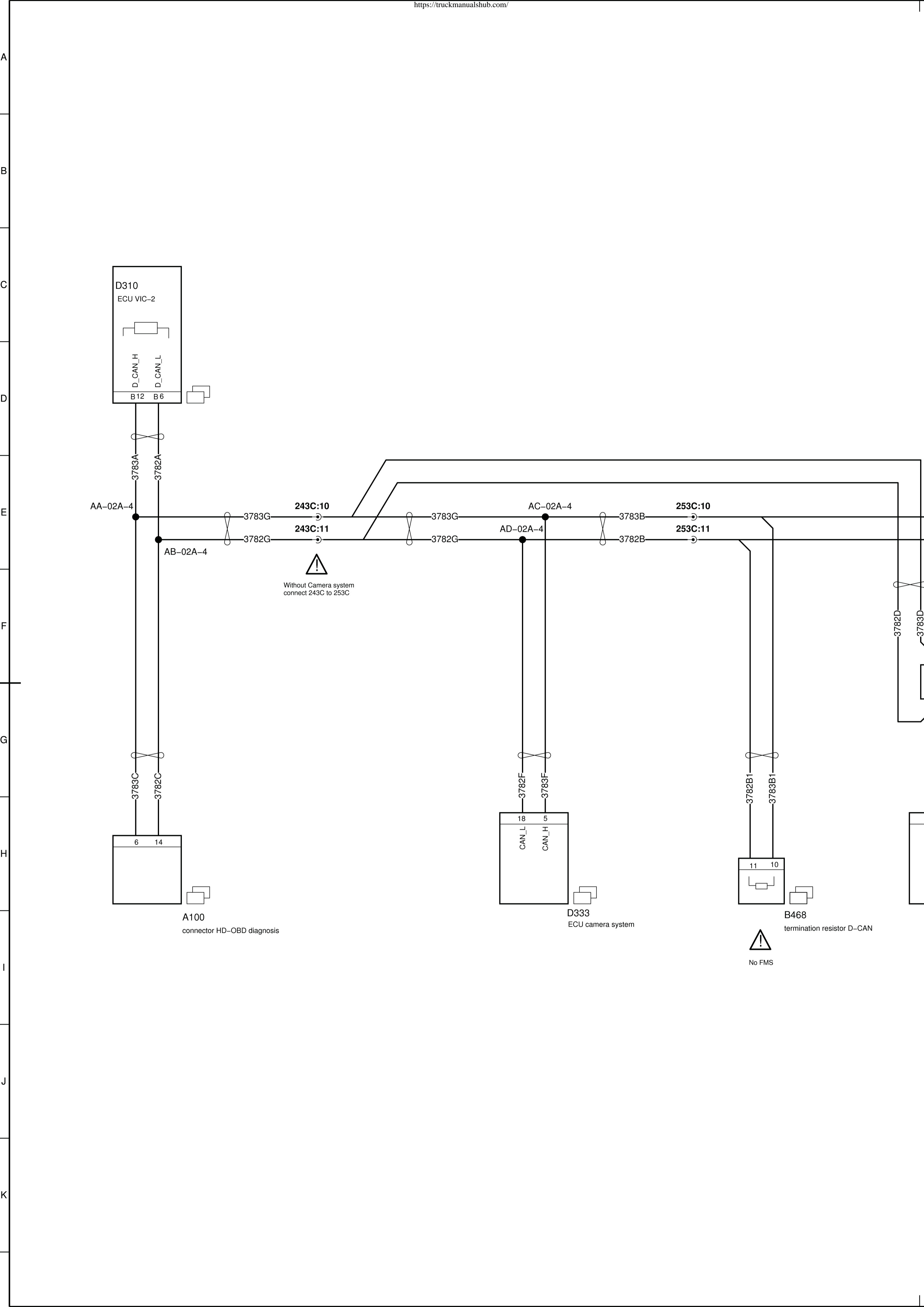
B470
ECU telephone interface

D911
ECU alarm ALS-S

D310
ECU VIC-2

See 'RD27_SaberDS1' For location see Saber homepage	071101	MP			08
See 'RD9_SaberDS1' For location see Saber homepage	060512	MP			07
See 'RD1_SaberDS1' For location see Saber homepage	080905	R.Thijs			06
New drawing method adopted	050414	MP			05
Sheet size changed to A1	050125	MP			04
Twisted wires adjusted	041112	A. Özümçü			03
B426 TERMINATION END RESISTOR ADDED.	040902	JKr			10680 02
B470 PINNING CHANGED TO PRODUCTION STATUS.	040518	JKr			10680 01
modification description	date	drawn by	auth. by	mod. no.	issue

general tolerances	Zie tek.		tolerance principle	title		
for drawing interpretation, see DAF standard:	TKB 00801-033		material	Network topology CAN topology I-CAN		
surfaces/corners	10680	heat/surface treatment	size	scale	sheet	
authorised by	date	paint specification	A1	1 : 1		
drawn by	date	prod.grp.spec.	Blind angle projection		This drawing is the property of DAF - Trucks N.V., Eindhoven. The Netherlands and may not be copied in whole or in part without the prior written consent of the owner.	
CM/Detech	040420	spec. indication	DAF		drawing / issue number	
master no.	Replacement for		CAD - Saber		1644411 / 08	
					Service number	
					02A-3	



D310
ECU VIC-2

AA-02A-4

6 14

A100
connector HD-OBD diagnosis

Without Camera system
connect 243C to 253C

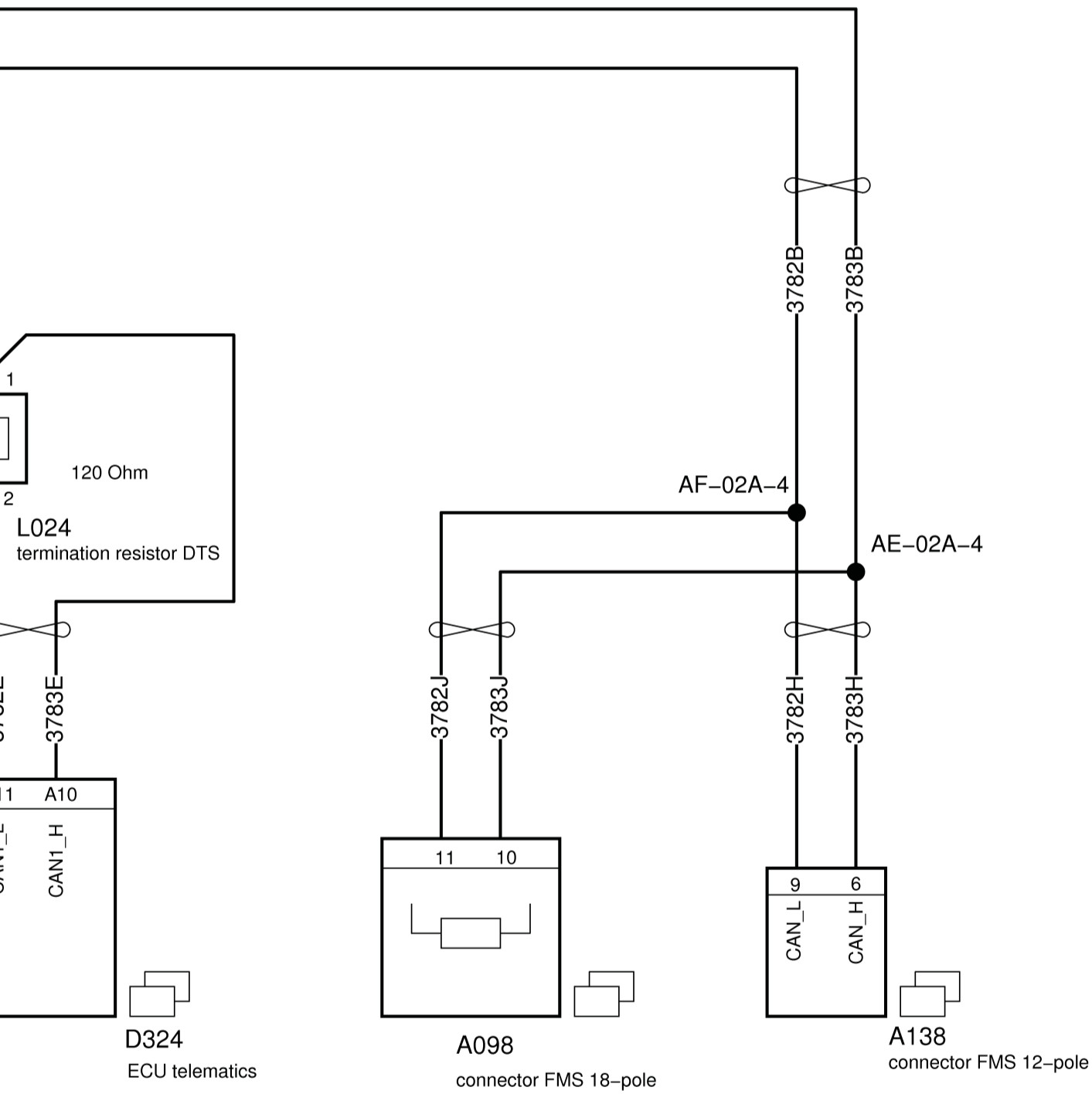
18 5
CAN_L
CAN_H

D333
ECU camera system

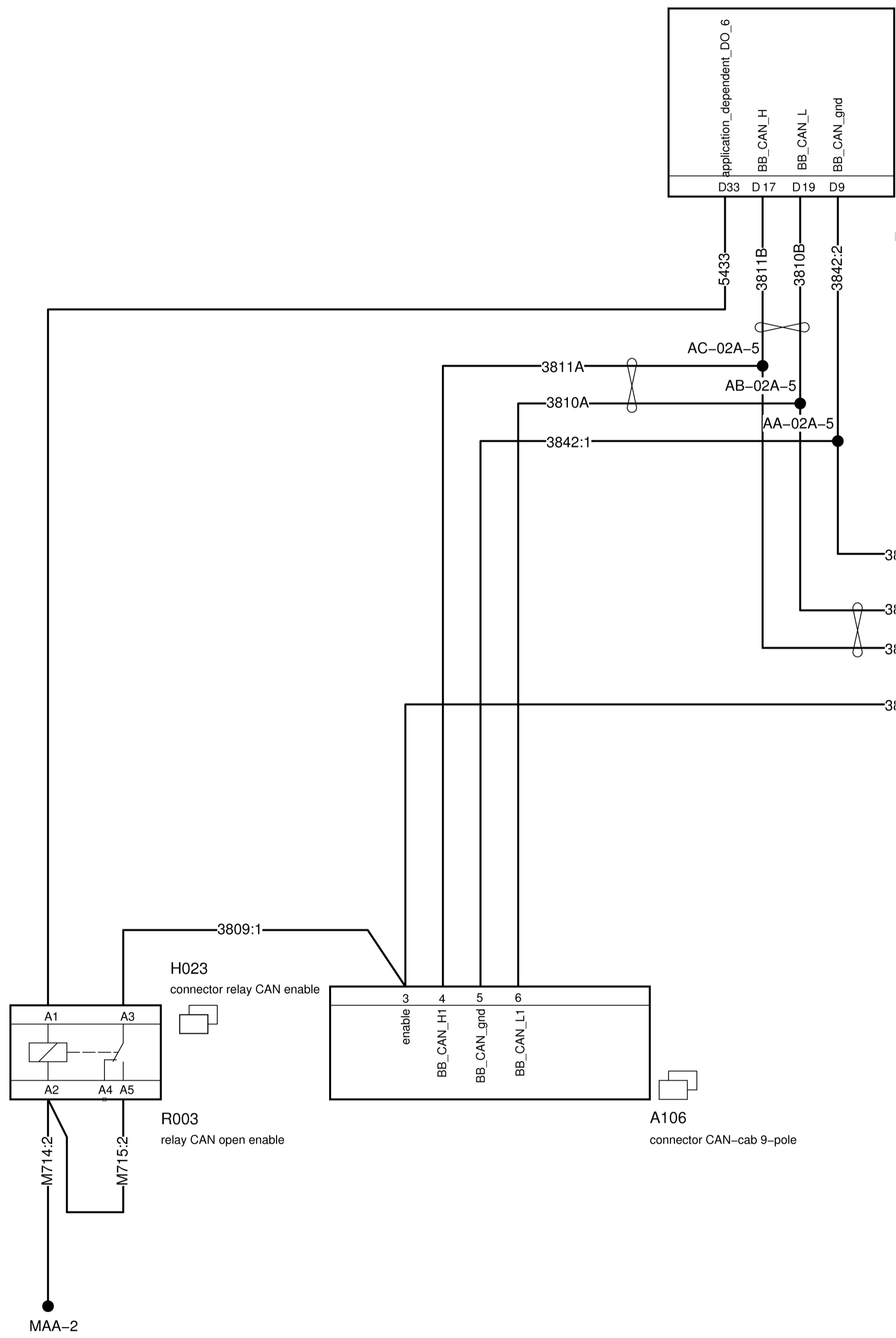
11 10

B468
termination resistor D-CAN

No FMS

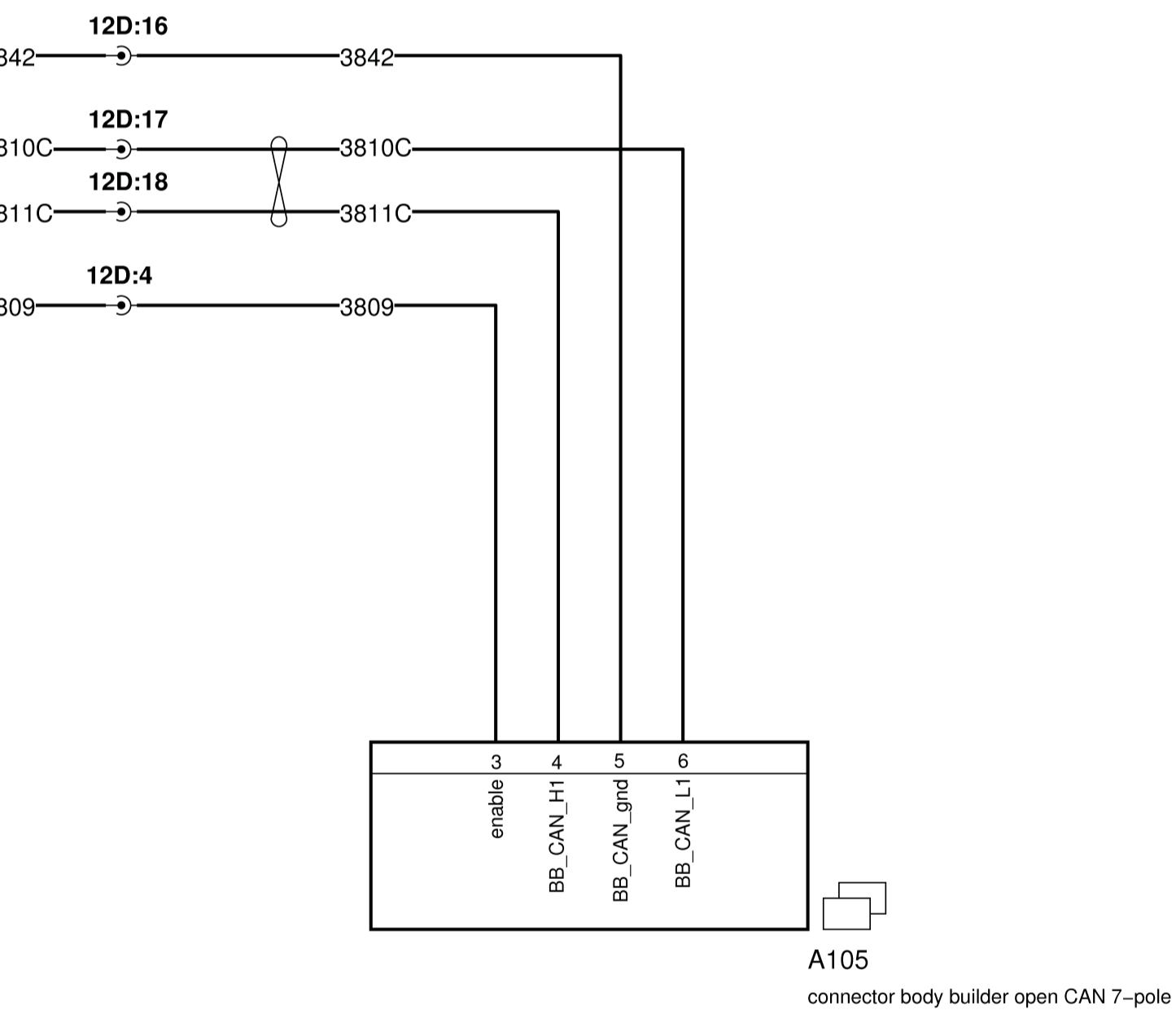


See RD27_SaberDS1 For location see Saber homepage		071026	EVH	10877	01
See RD20_SaberDS1 For location see Saber homepage		070220	EVH	PMR 64752	00
modification description		date	drawn by	auth. by	mod. no.
general tolerances	Zie tek.	tolerance principle	title		
for drawing interpretation, see DAF standard:	TKB 00801-033	material	Network topology CAN topology D-CAN		
surfaces/corners		heat/surface treatment	size	scale	sheet
authorised by	date	paint specification	A1	1 : 1	
drawn by	date	prod.grp.spec.	Blind angle projection		This drawing is the property of DAF - Trucks N.V., Eindhoven. The Netherlands and may not be copied in whole or in part without the prior written consent of the owner.
E v Hunsel	070220	spec. indication			
master no	1732569	Replacement for	DAF		drawing / issue number
		1732569	CAD - Saber		1779815 / 01
			Service number		02A-4

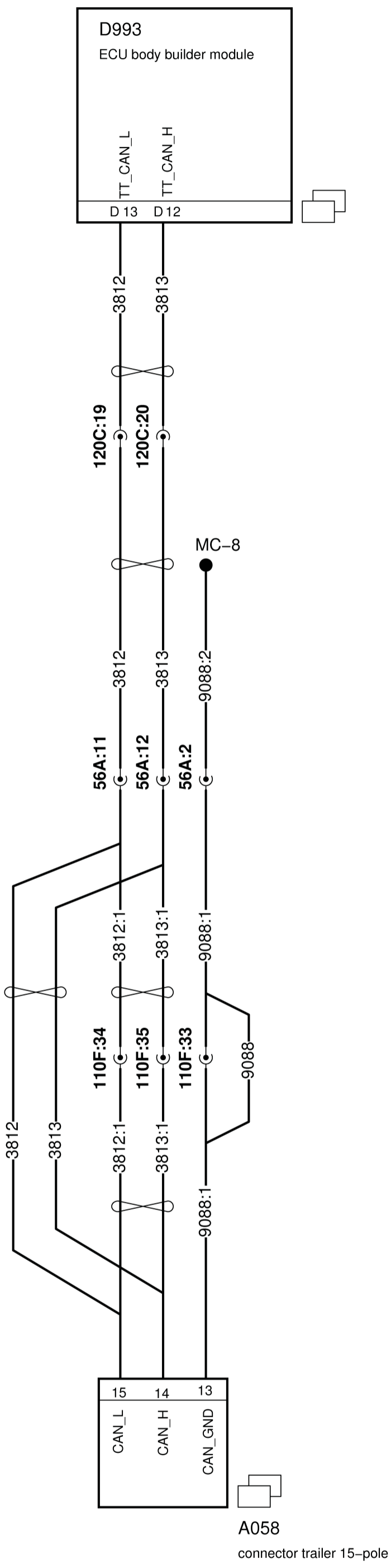


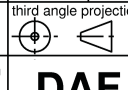


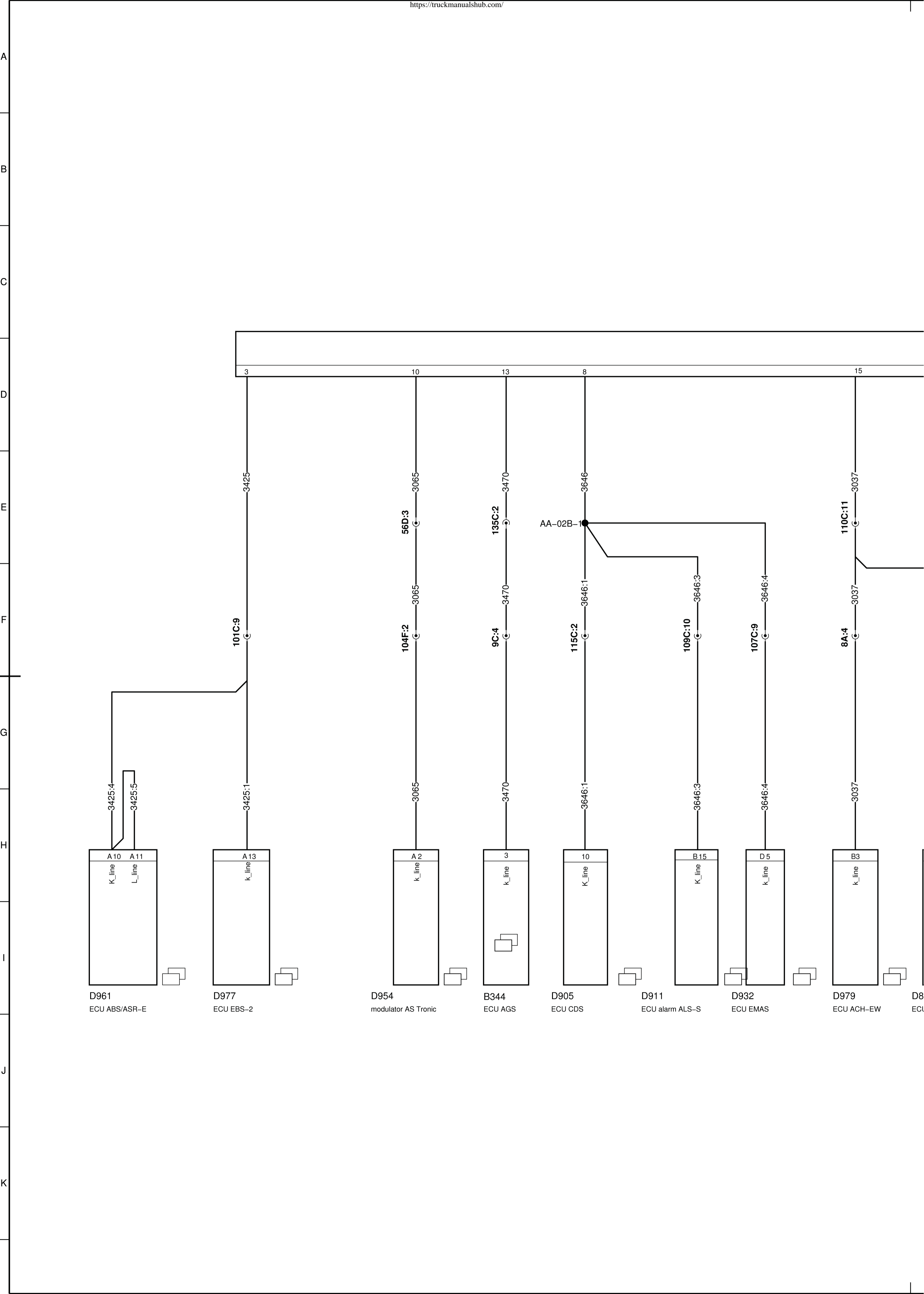
D993
ECU body builder module

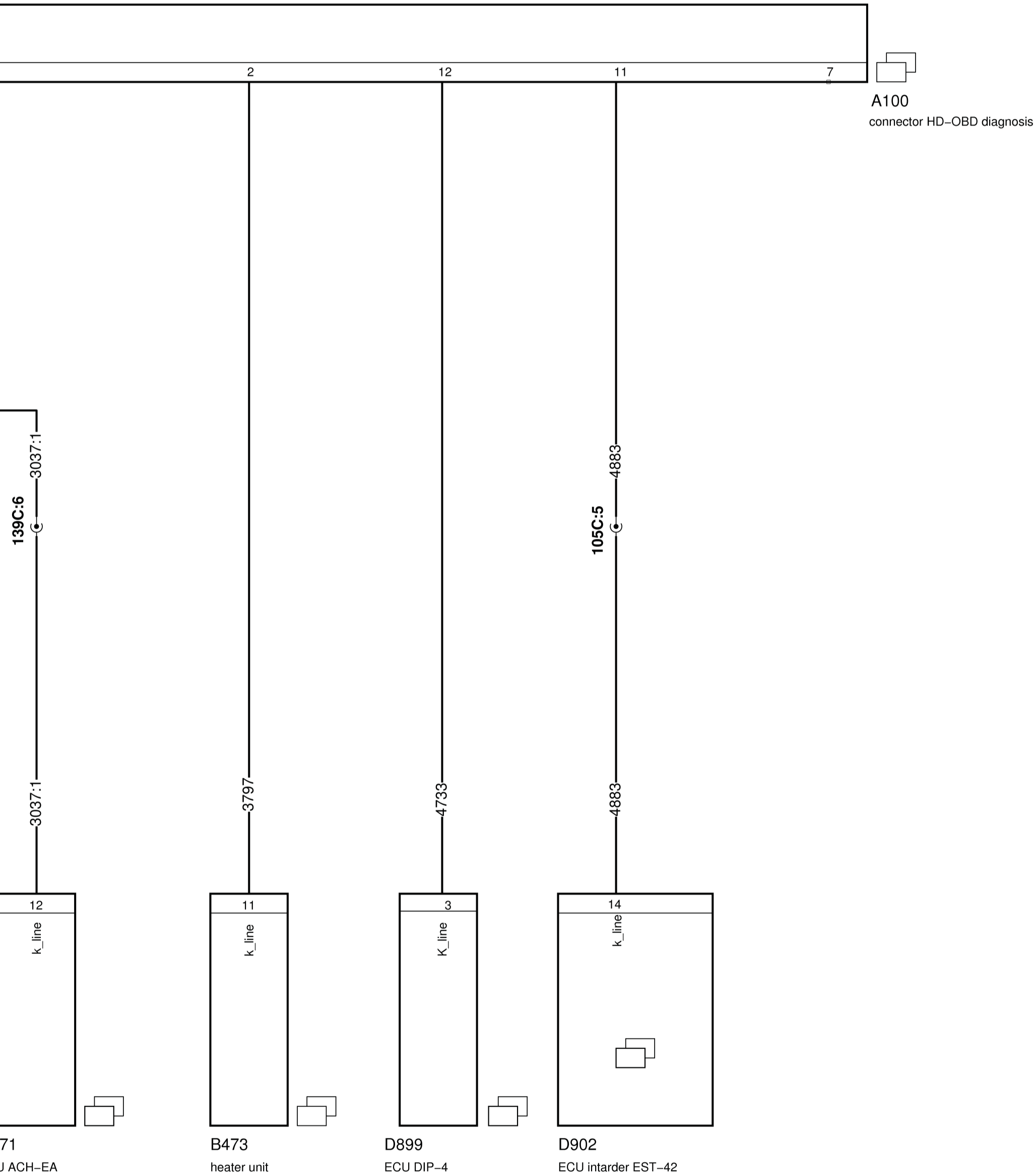


See 'RD4_SaberDS1' For location see Saber homepage	060109	MP			07
CF65 variants added	050622	MP			06
Cables assigned	050518	MP			05
120C and 150C removed / CAN structure changed	050314	GHo		10.680	04
Sheet size changed to A1	050124	MP			03
D993 Modified	041101	JKr		63753	02
Twisted pairs cabin changed from T2 to T1	040826	A. Üzümcü			01
modification description	date	drawn by	auth. by	mod. no.	Issue
general tolerances	Zie tek.		tolerance principle	title	
for drawing interpretation, see DAF standard:	TKB 00801-033		material	Network topologie CAN topologie BB-CAN	
surfaces/corners	10680	heat/surface treatment	size	scale	sheet
authorised by	date	paint specification	A1	1 : 1	
drawn by	date	prod.grp.spec.	third angle projection	This drawing is the property of DAF-Trucks N.V., Eindhoven, The Netherlands and may not be copied in whole or in part without the prior written consent of the owner	
CM/Detech	040420	spec. indication		drawing / issue number	1644414 / 07
master no.	Replacement for	DAF	CAD - Saber	Service number	02A-5

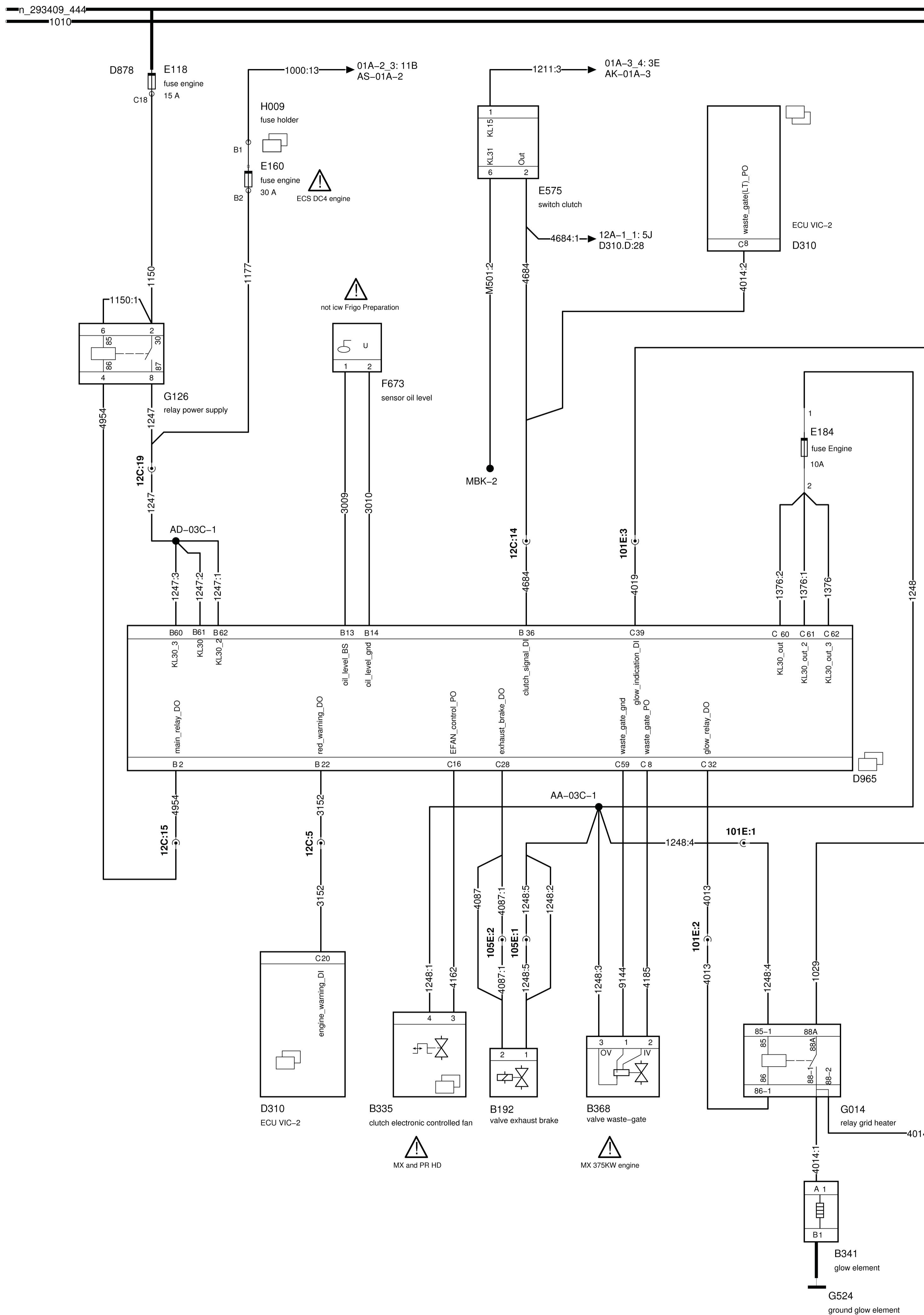


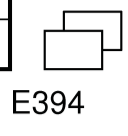
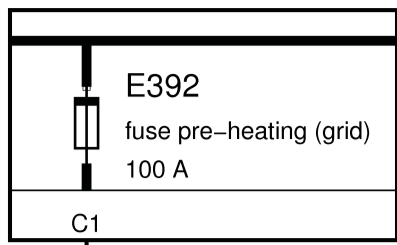
See 'RD1_SaberDS1' For location see Saber homepage		050915	MP		05
Symbol component D933 changed		050316	GHo	10680	04
Sheet size changed to A1		050125	MP		03
D993 modified		041101	Jkr	63753	02
Twisted pairs cabin changed from T2 to T1 – BATCH 1C.		041011	Jkr		01
modification description		date	drawn by	auth. by	mod.no.
general tolerances	Zie tek.	tolerance principle	title		
for drawing interpretation, see DAF standard:	TKB 00801-033	material	Network topology CAN topology TT-CAN		
surfaces/corners	10680	heat/surface treatment	size	scale	sheet
authorised by		paint specification	A1	1 : 1	
drawn by	CM/Detech	date	third angle projection		This drawing is the property of DAF-Trucks N.V. Eindhoven. The Netherlands and may not be copied in whole or in part without the prior written consent of the owner
master no		040420			
	Replacement for	prod.grp.spec.	spec. indication	DAF	drawing / issue number
					1644424 / 05
				CAD – Saber	Service number
					02A-6





See 'RD32_SaberDS1' For location see Saber homepage		080828	SB			01
See 'RD27_SaberDS1' For location see Saber homepage		071030	EvH			00
modification description		date	drawn by	auth. by	mod. no.	Issue
general tolerances	Zie tek.	tolerance principle	title			
for drawing interpretation, see DAF standard:	TKB 00801-033	material	Network topology K-line topology K-line			
surfaces/corners	10680	heat/surface treatment	size	scale	sheet	
authorised by		paint specification	A1	1 : 1		
drawn by	E. v Hunsel	date	Blind angle projection		This drawing is the property of DAF - Trucks N.V., Eindhoven. The Netherlands and may not be copied in whole or in part without the prior written consent of the owner.	
date	071030	prod.grp.spec.	DAF		drawing / issue number	1786738 / 01
master no.		Replacement for	1735526	CAD - Saber	Service number	02B-1

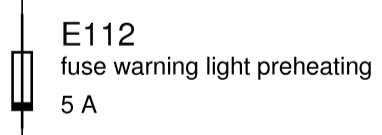




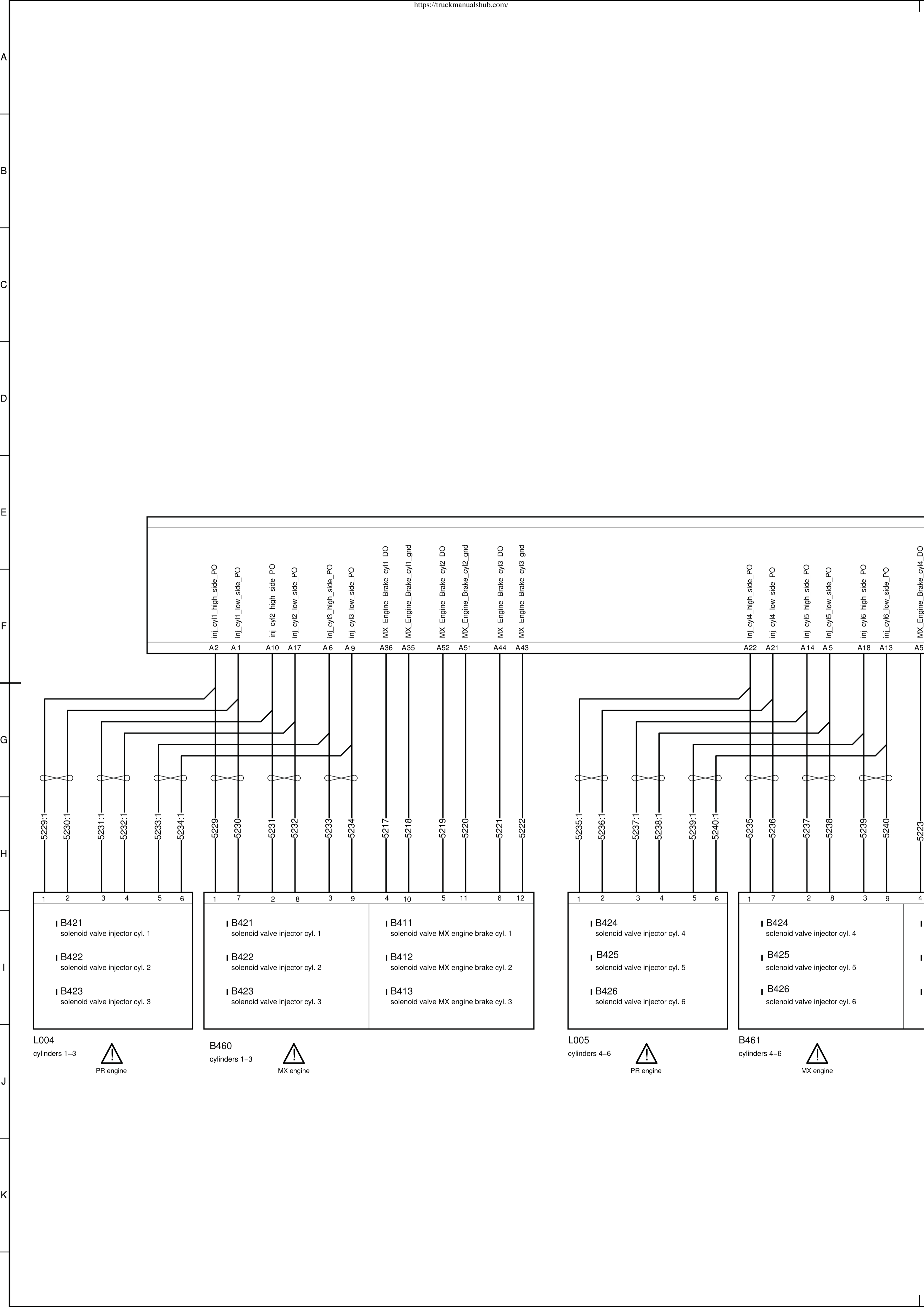
E392 fuse box 3 fold

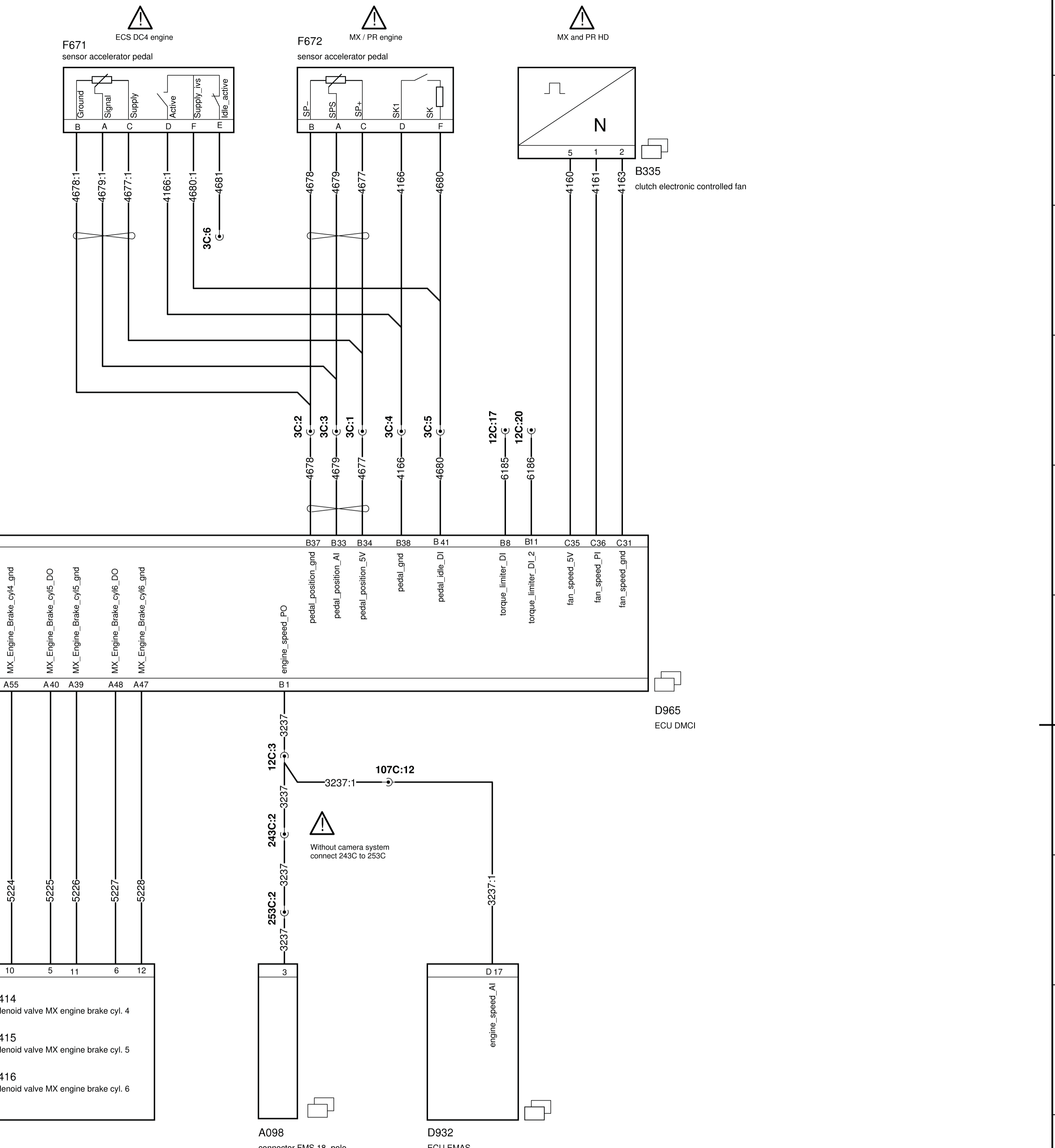
4019

B1

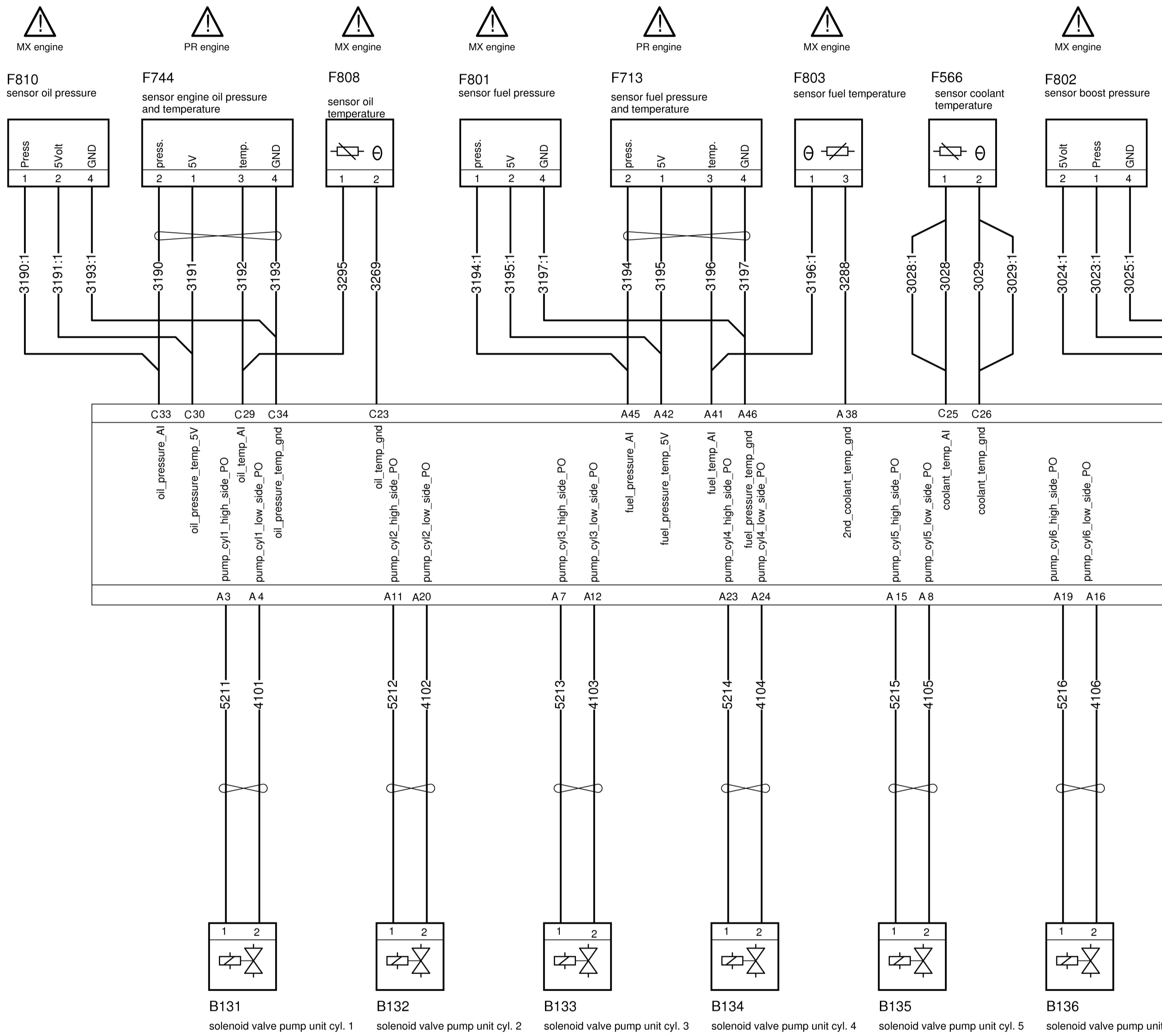


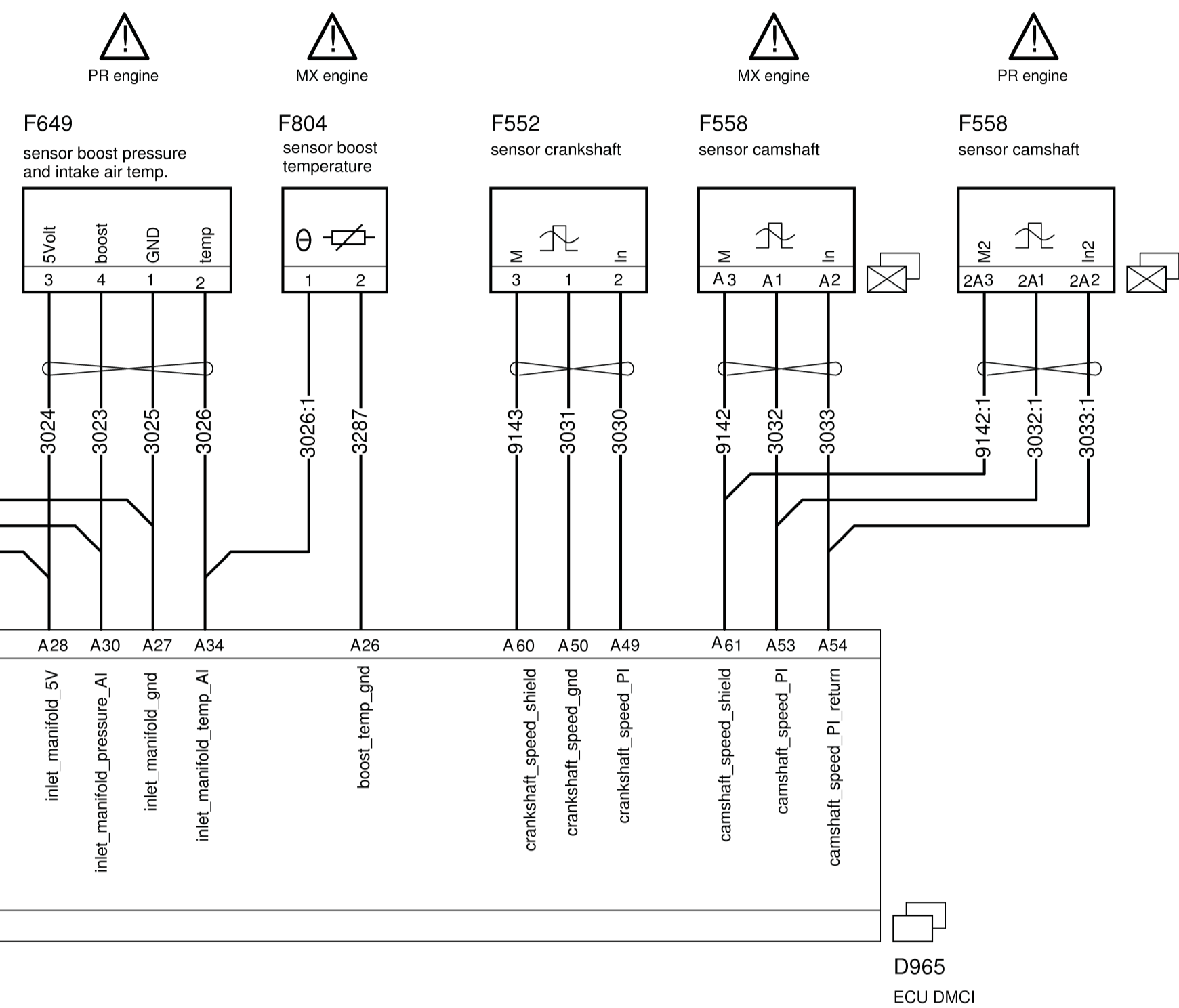
See RD32, SaberOS1; For location see Saber homepage		080814	RTh			02
Wire M501.2: splice MBK-2 was MD-2 wire M455.2 moved		080208	EvH		10877	01
See RD27, SaberOS1; For location see Saber homepage		071026	EvH		10877	00
modification description		date	drawn by	auth. by	mod. no.	issue
general tolerances		tolerance principle		title		
Zie tek.				Engine system DMCI		
for drawing interpretation, see DAF standard: TKB 00801-033		material				
surfaces/corners		heat/surface treatment		size	scale	sheet
				A1	1 : 4	
authorised by	date	paint specification		third angle projection		This drawing is the property of DAF - Trucks N.V., Eindhoven. The Netherlands and may not be copied in whole or in part without the prior written consent of the owner.
drawn by	date	prod.grp.spec.	spec. indication	drawing / issue number		
E. v Hunsel	071026			DAF 1793621 / 02		
master no.		Replacement for		Service number		
		1784158		03C-1		





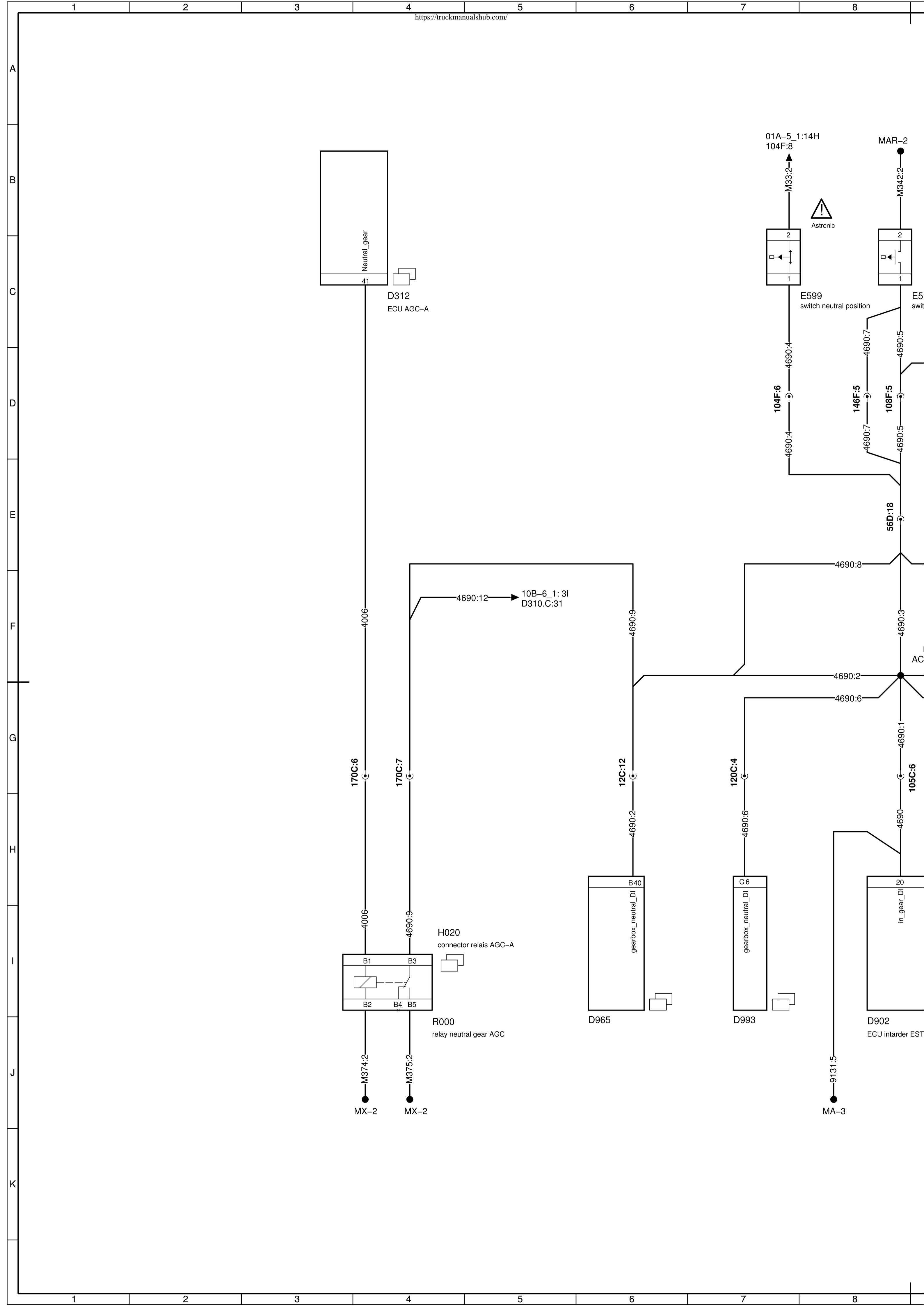
See RD27_SaberOS1; For location see Saber homepage	080614	RTh			02
See sheet 01	080208	EVH		10877	01
See RD27_SaberOS1; For location see Saber homepage	071026	EVH		10877	00
modification description	date	drawn by	auth. by	mod. no.	issue
general tolerances	Zie tek.		tolerance principle	title	
for drawing interpretation, see DAF standard:	TKB 00801-033		material	Engine system DMCI	
surfaces/corners	size	scale	sheet		
authorised by	date	paint specification	third angle projection	This drawing is the property of DAF - Trucks N.V., Eindhoven. The Netherlands and may not be copied in whole or in part without the prior written consent of the owner.	
drawn by	date	prod.grp.spec.	spec. indication	drawing / issue number	
E. v Hunsel	071026			1793621 / 02	
master no.	Replacement for	1784158	CAD - Saber	Service number	03C-1

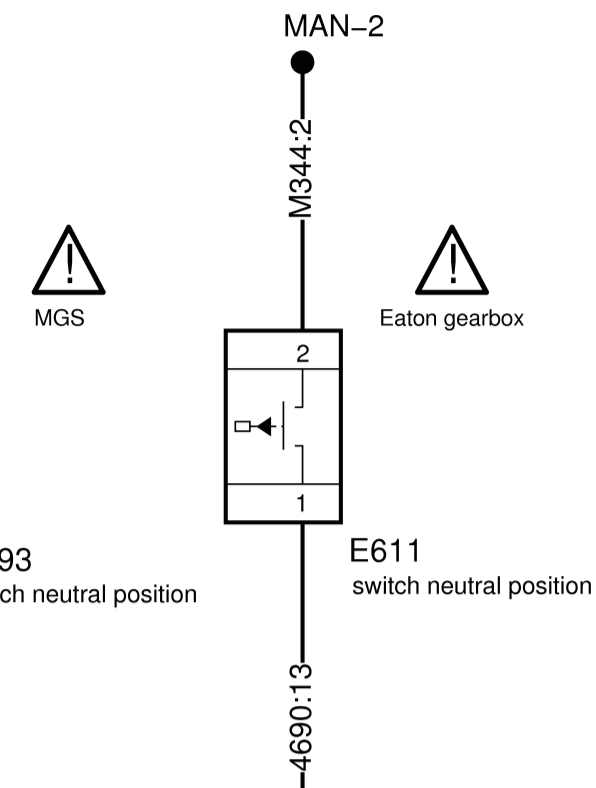




cyl. 6

See RD27_SaberOS1; For location see Saber homepage	080614	RTh			02
See sheet 01	080208	EvH		10877	01
See RD27_SaberOS1; For location see Saber homepage	071026	EvH		10877	00
modification description					
general tolerances	Zie tek.		tolerance principle	title	
for drawing interpretation, see DAF standard:	TKB 00801-033		material	Engine system DMCI	
surfaces/corners	heat/surface treatment	size	scale	sheet	
authorised by	date	paint specification	size	scale	sheet
drawn by	date	prod.grp.spec.	spec. indication	size	scale
master no	Replacement for	1784158	CAD - Saber	Service number	03C-1



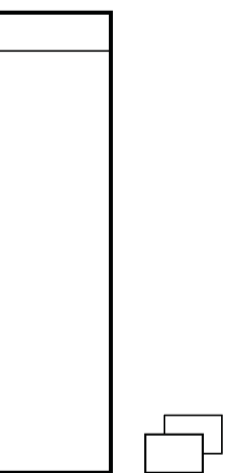


4690:11 → 10B-6_1:3I
D310.C:31

ECU DMCI builder module
-03C-1

4721:1 → 16C-2_1:9F
7C:3


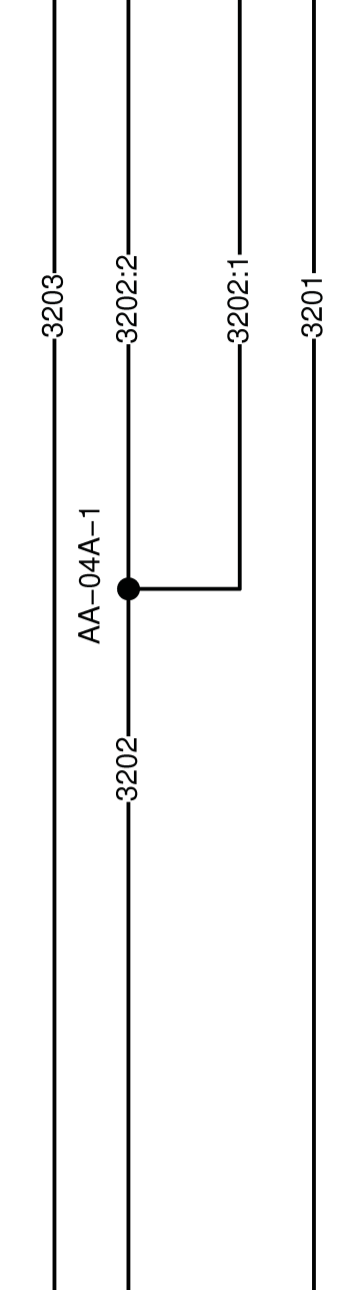
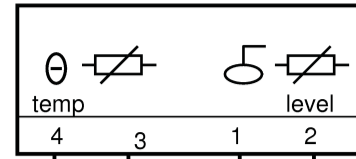
4690:10 → 10B-6_1:3I
D310.C:31



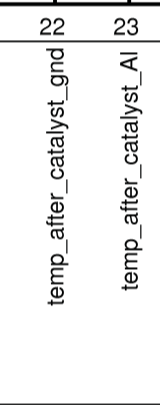
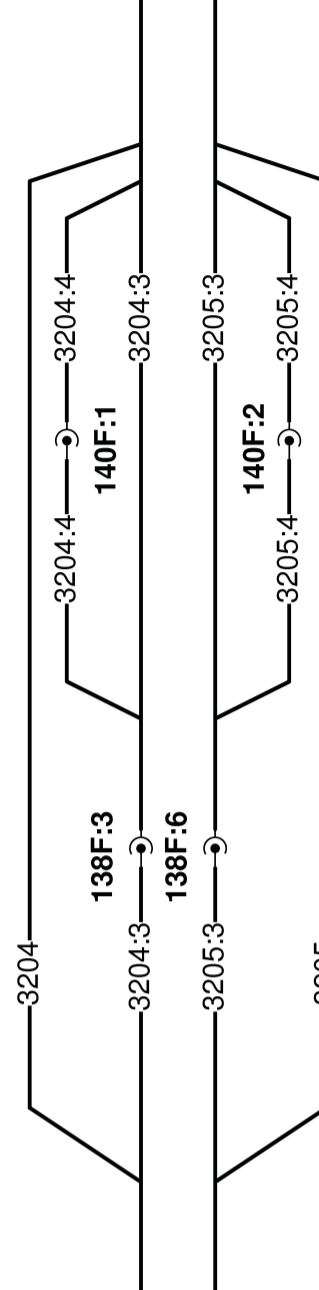
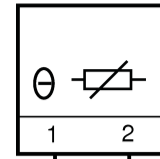
-42

See RD32_SaberOS1; For location see Saber homepage	080818	MP			02
See sheet 01	080208	EVH		10877	01
See RD27_SaberOS1; For location see Saber homepage	071026	EVH		10877	00
modification description	date	drawn by	auth. by	mod. no.	issue
general tolerances	Zie tek.		tolerance principle	title Engine system DMCI	
for drawing interpretation, see DAF standard:	TKB 00801-033		material		
surfaces/corners	size	scale	sheet		
	A1	4 : 4			
authorised by	date	paint specification	first angle projection	This drawing is the property of DAF - Trucks N.V., Eindhoven. The Netherlands and may not be copied in whole or in part without the prior written consent of the owner.	
drawn by	date	prod.grp.spec.	spec. indication	drawing / issue number	
E. v Hunsel	071026			1793621 / 02	
master no.	Replacement for	1784158	CAD - Saber	Service number	03C-1

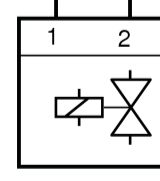
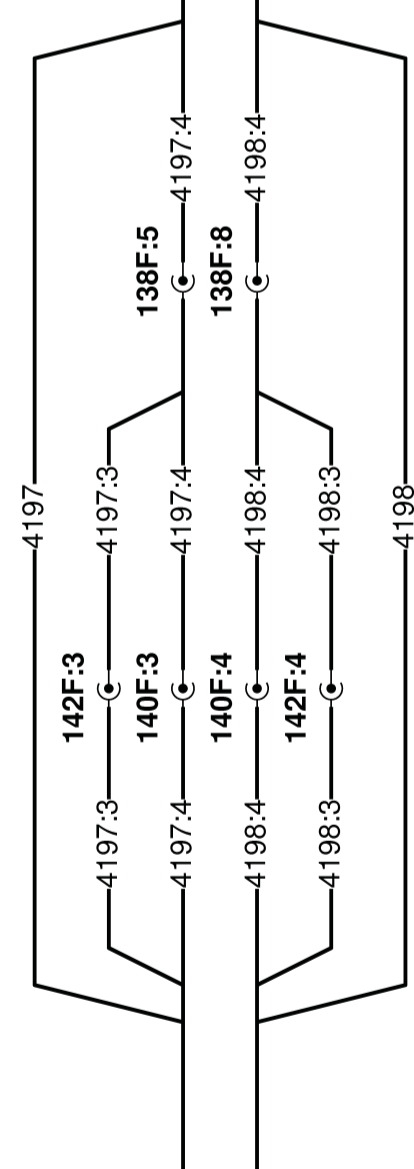

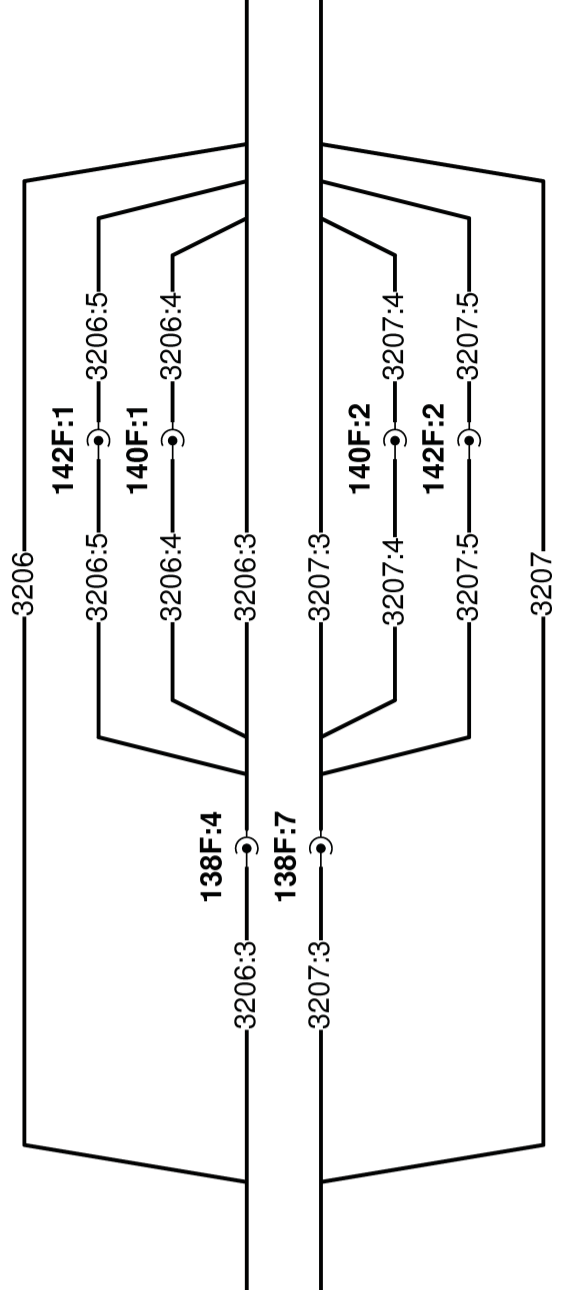
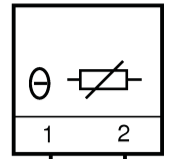
F723
sensor AdBlue temp/level



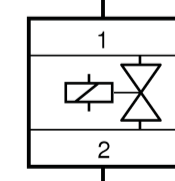
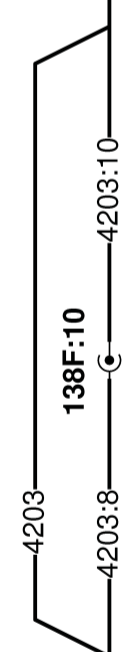
F718
sensor exhaust temp. after catalyst



F719
sensor exhaust temp. before catalyst

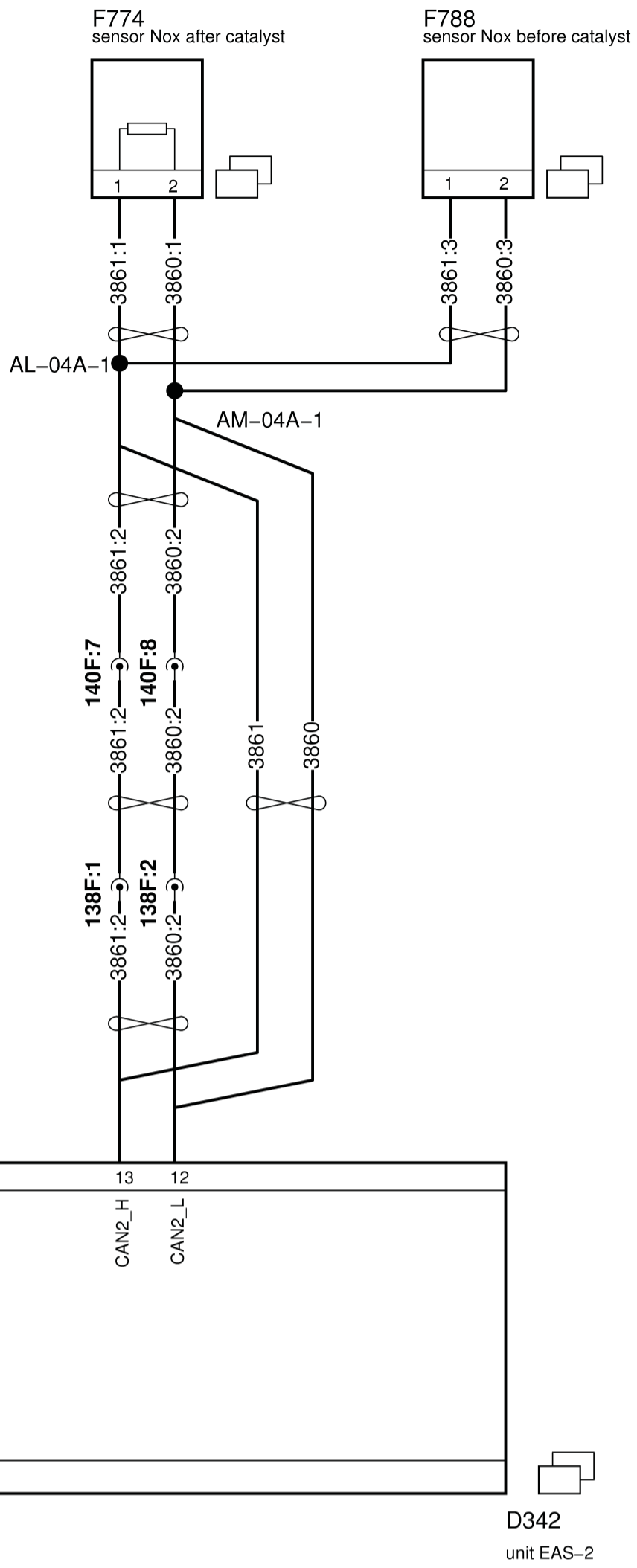


B455
dosing module



EAS Heating

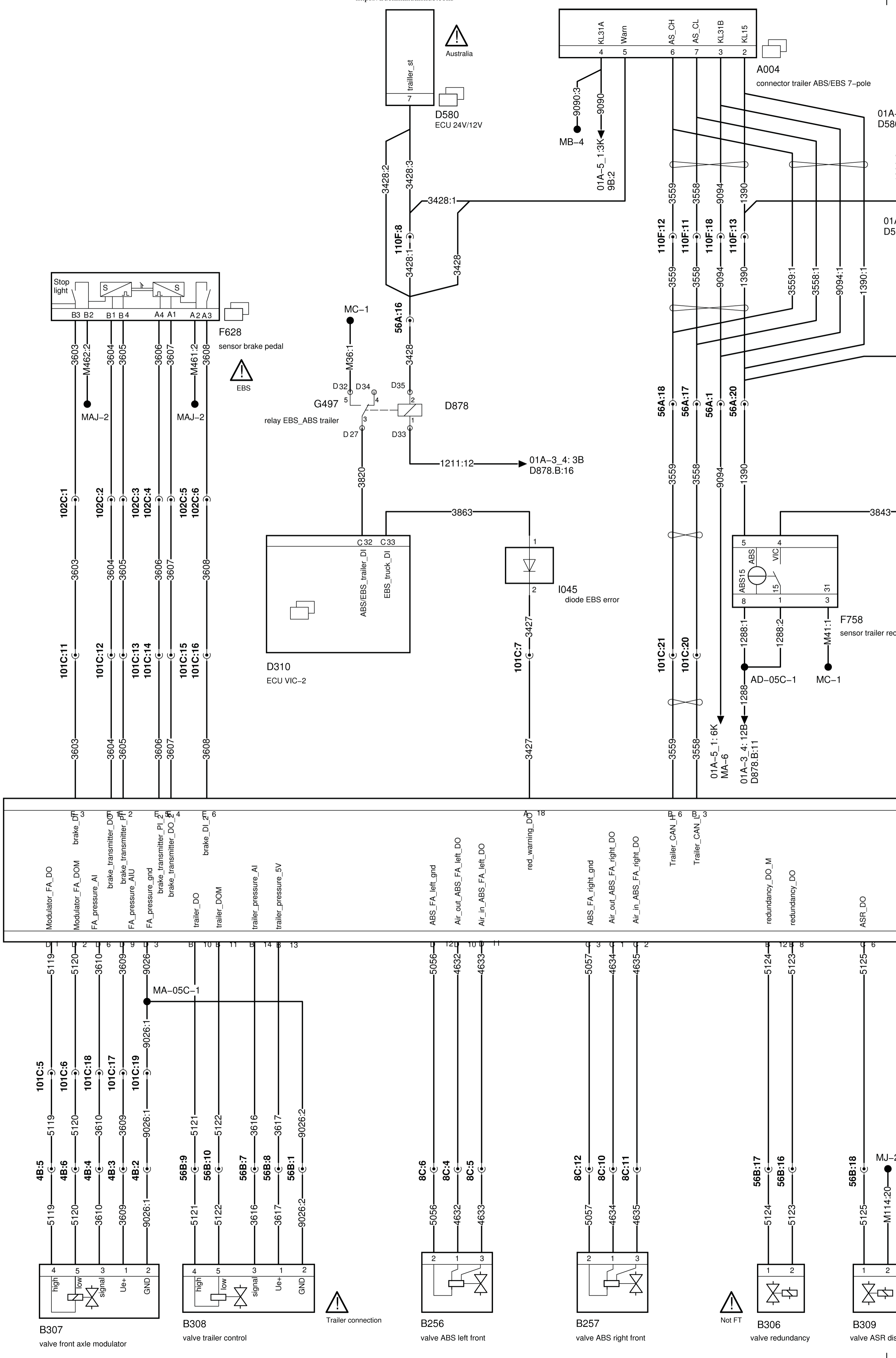
B317
valve tank heater EAS



D342
unit EAS-2

See 'RD28 SaberDS1' For location see Saber homepage		071203	MP		01
See 'RD20 SaberDS1' For location see Saber homepage		070208	MP		00
modification description		date	drawn by	auth. by	mod. no.
general tolerances		tolerance principle		title	
according drawing				After treatment system EAS-2	
for drawing interpretation, see DAF standard: TKB 00801-033		material		size	sheet
surfaces/corners		heat/surface treatment		A1	1 : 1
authorised by	date	paint specification	third angle projection		This drawing is the property of DAF-Trucks N.V. Eindhoven. The Netherlands and may not be copied in whole or in part without the prior written consent of the owner.
drawn by	date	prod.grp.spec.	spec. indication	DAF	
master no.	Replacement for	1734126/05	CAD - Saber	drawing / issue number	1779365 / 01
				Service number	04C-1

A
B
C
D
E
F
G
H
I
J
K



1 2 3 4 5 6 7 8

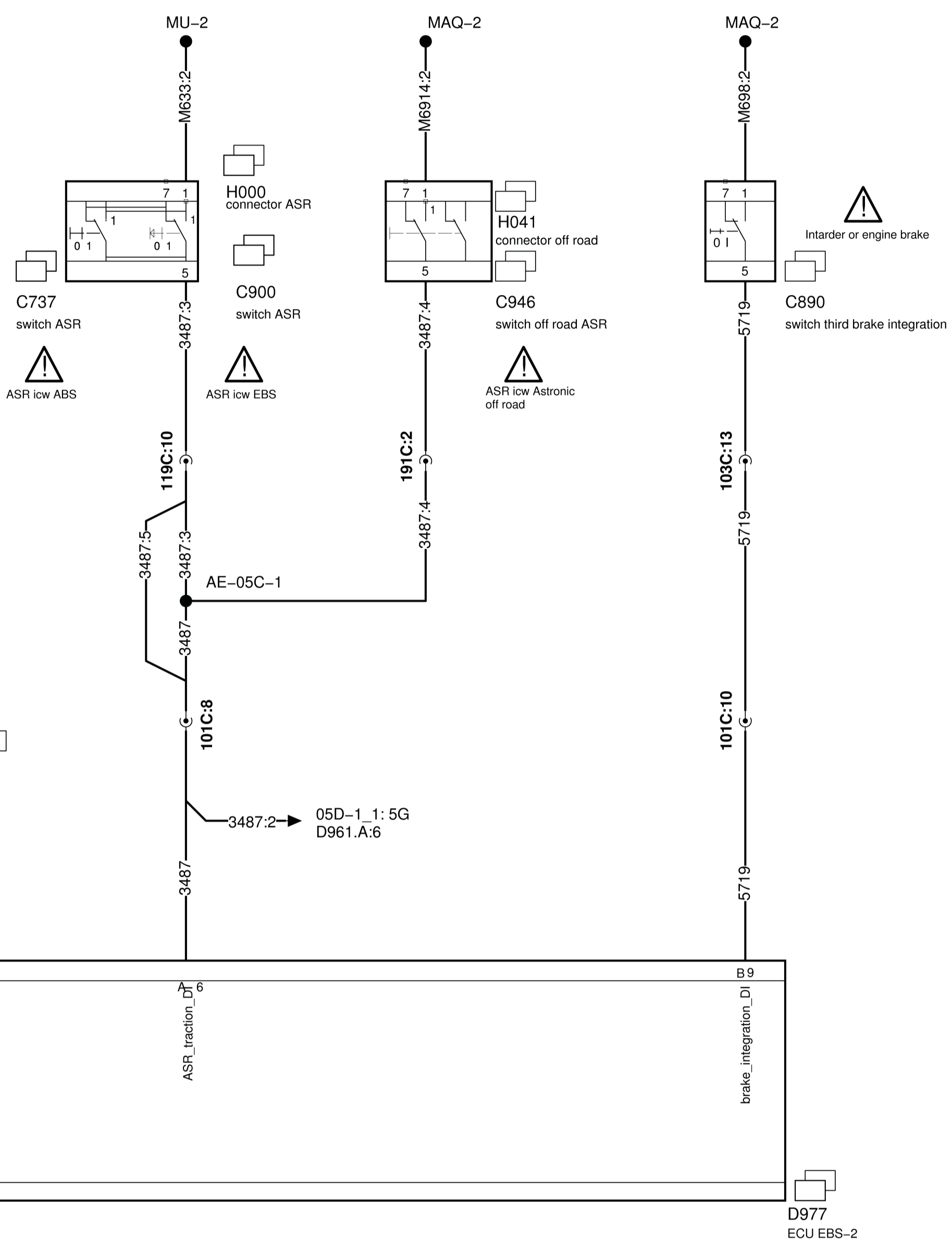
3_4: 12G
0:6

3_4: 12G
0:6

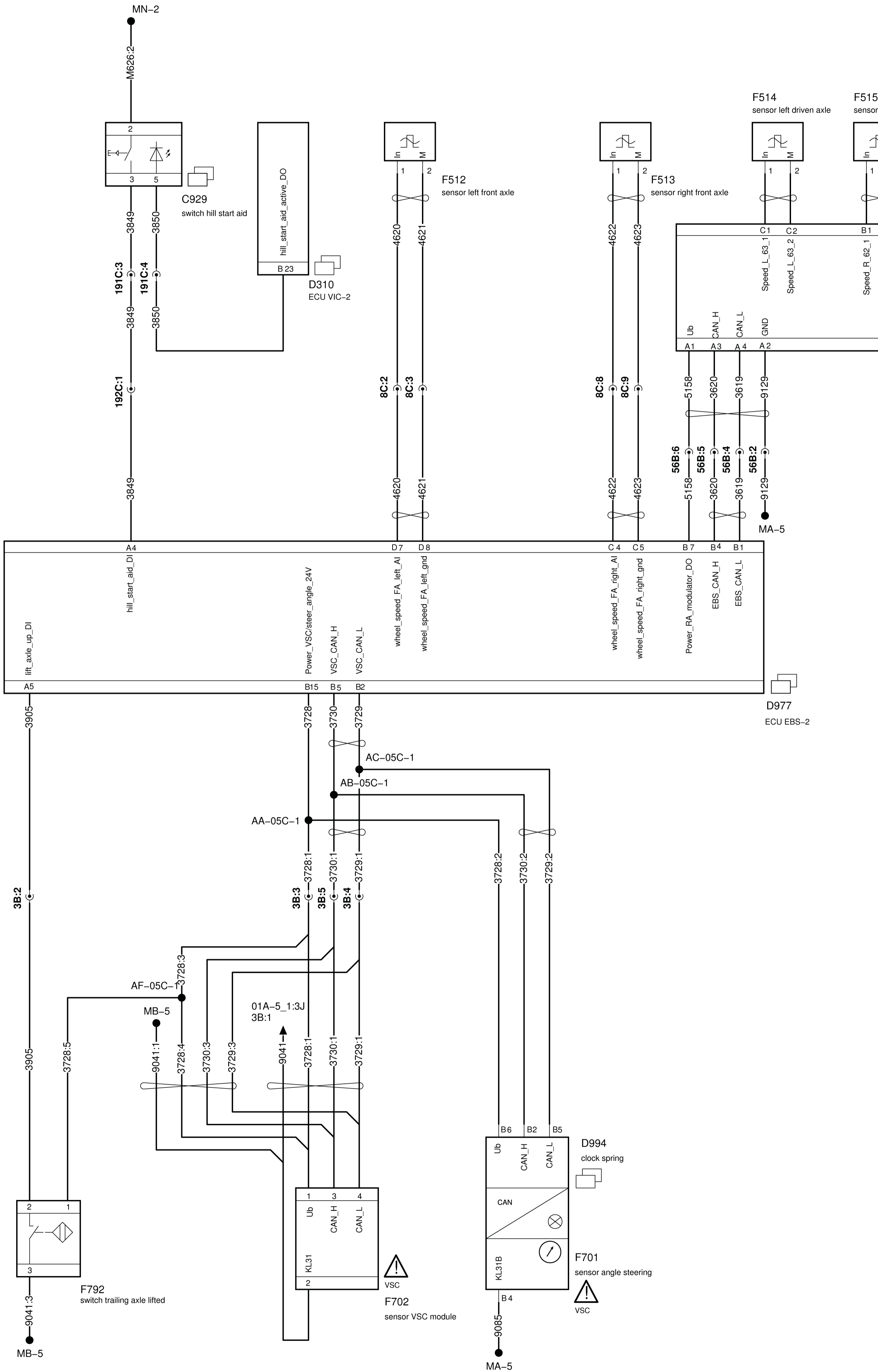
1390:3

gnition

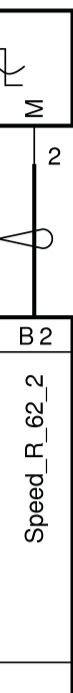
ASR icw non 4x2



See 'RD32_SaberDS1' For location see Saber Homepage		080815	MP			00
modification description		date	drawn by	auth. by	mod. no.	issue
general tolerances		Zie tek.		tolerance principle		
for drawing interpretation, see DAF standard:		TKB 00801-033		material		
surfaces/corners		heat/surface treatment		size	scale	sheet
authorised by		date	paint specification	A1	1:2	1:2
drawn by		date	prod.grp.spec.	spec. indication		third angle projection
M Putmans		080815		DAF		This drawing is the property of DAF - Trucks N.V., Eindhoven, The Netherlands and may not be copied in whole or in part without the prior written consent of the owner.
master no.		Replacement for		drawing / issue number		
		1793549		1812965 / 00		
		CAD - Saber		Service number		
				05C-1		



right driven axle

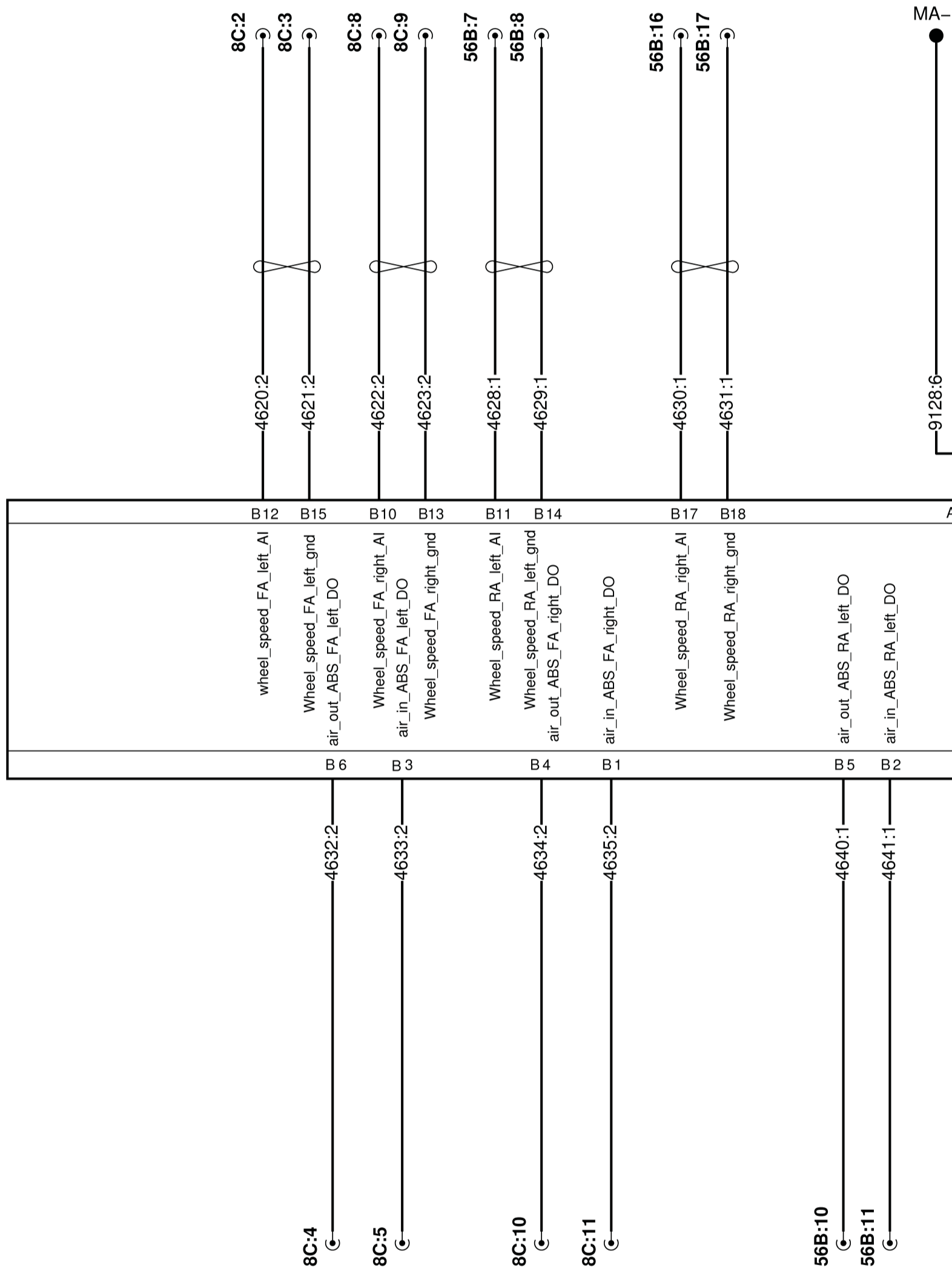


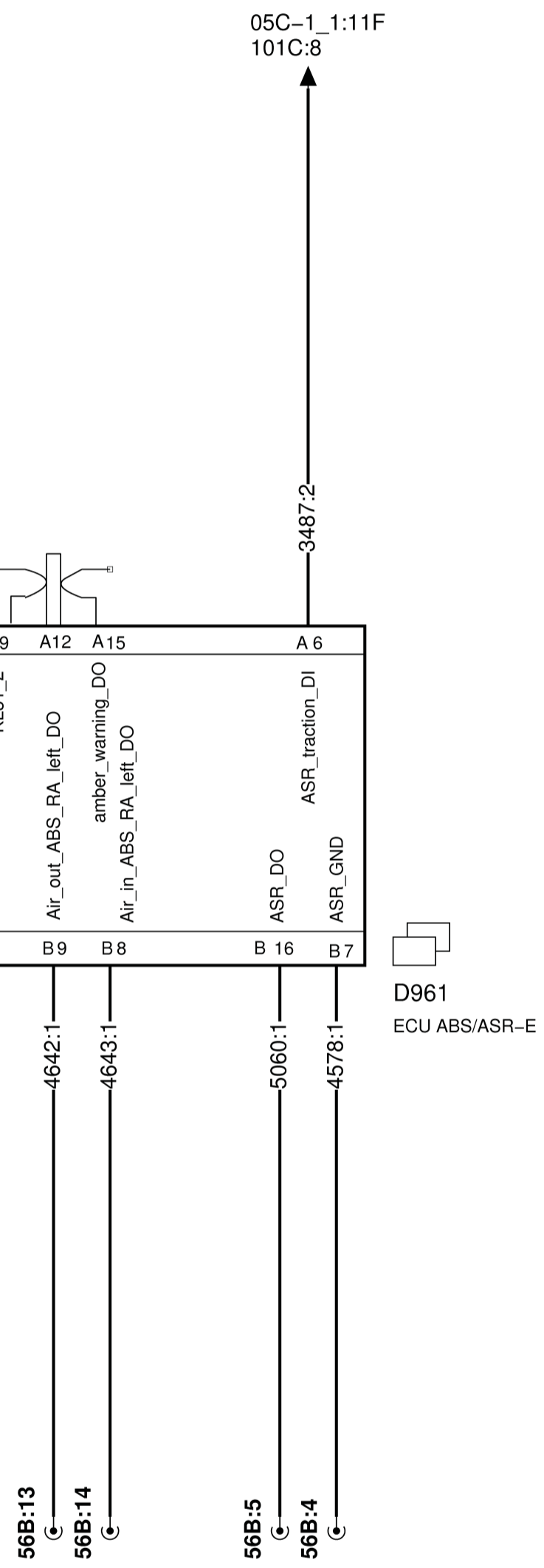
D978 modulator rear axle

See 'RD32_SaberOS1' For location see Saber Homepage				080815	MP			00
modification description		date		drawn by	auth. by	mod. no.		Issue
general tolerances		tolerance principle		title				
Zie tek.				Brake system EBS-2				
for drawing interpretation, see DAF standard:		material						
TKB 00801-033								
surfaces/corners		heat/surface treatment		size	scale	sheet		
				A1	2 : 2			
authorised by		date	paint specification	blind angle projection		This drawing is the property of DAF - Trucks N.V., Eindhoven. The Netherlands and may not be copied in whole or in part without the prior written consent of the owner.		
drawn by		date	prod.grp.spec.	spec. indication	drawing / issue number			
M Putmans		080815			1812965 / 00			
master no.		Replacement for		CAD - Saber		Service number		
		1793549				05C-1		

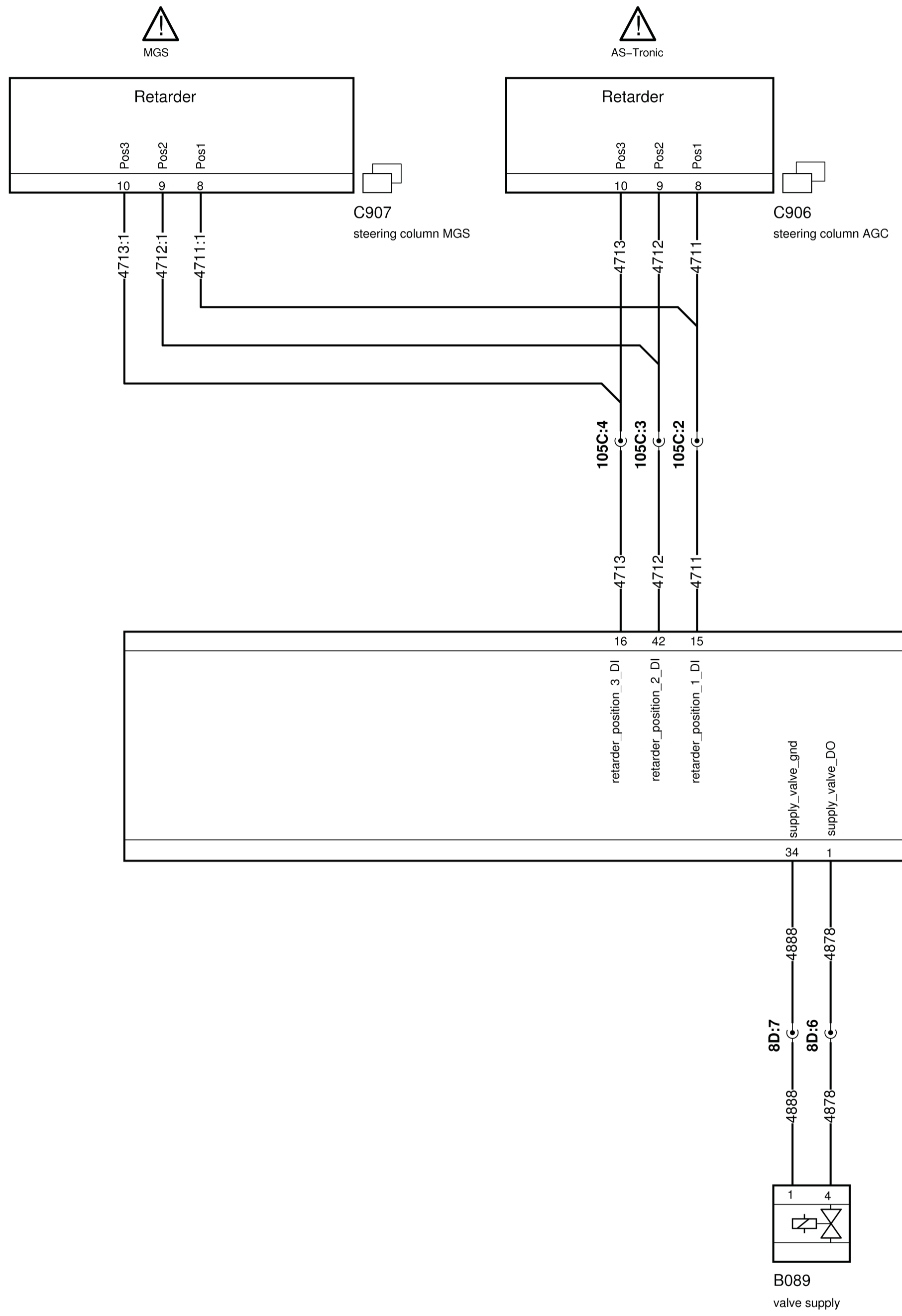
1 2 3 4 5 6 7 8

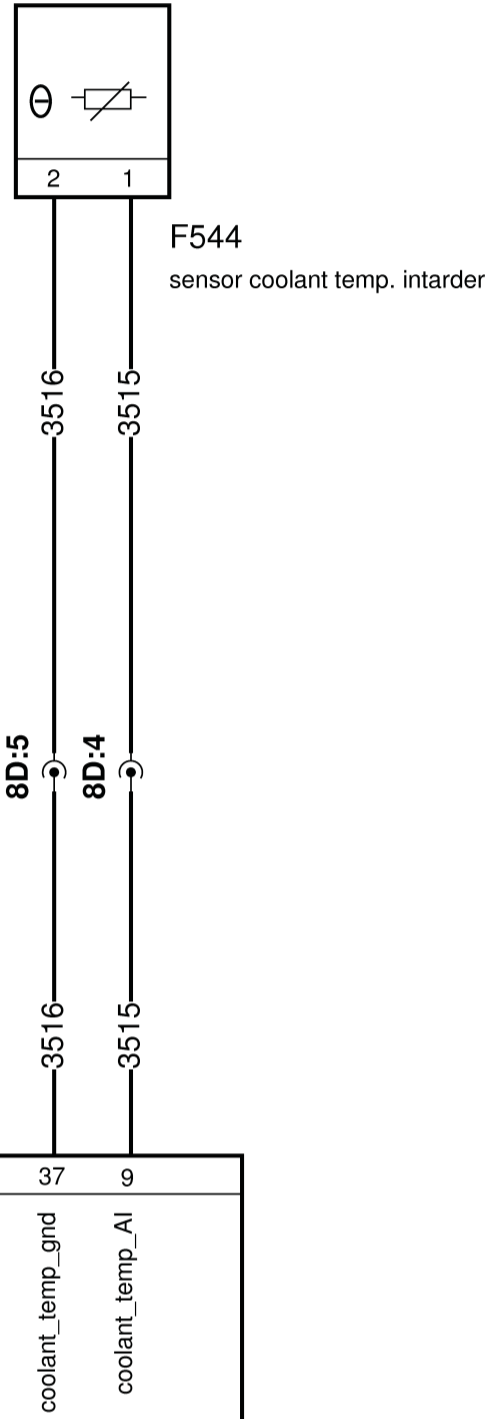
A B C D E F G H I J K L





See 'RD27_SaberDS1' For location see Saber homepage		071030				02
See 'RD3_SaberDS1' For location see Saber homepage		051128	MP			01
modification description		date	drawn by	auth. by	mod.no.	issue
general tolerances		tolerance principle		title		
according drawing		material		Brake system ABS--E		
for drawing interpretation, see DAF standard: TKB 00801-033		heat/surface treatment		size	scale	sheet
surfaces/corners				A1	1 : 1	
authorised by	date	paint specification		third angle projection		This drawing is the property of DAF-Trucks N.V., Eindhoven. The Netherlands and may not be copied in whole or in part without the prior written consent of the owner.
drawn by M Putmans	date 050602	prod.grp.spec.	spec. indication	DAF		
master no.		Replacement for		CAD - Saber		Service number 05D-1
drawing / issue number		1674954 / 02				

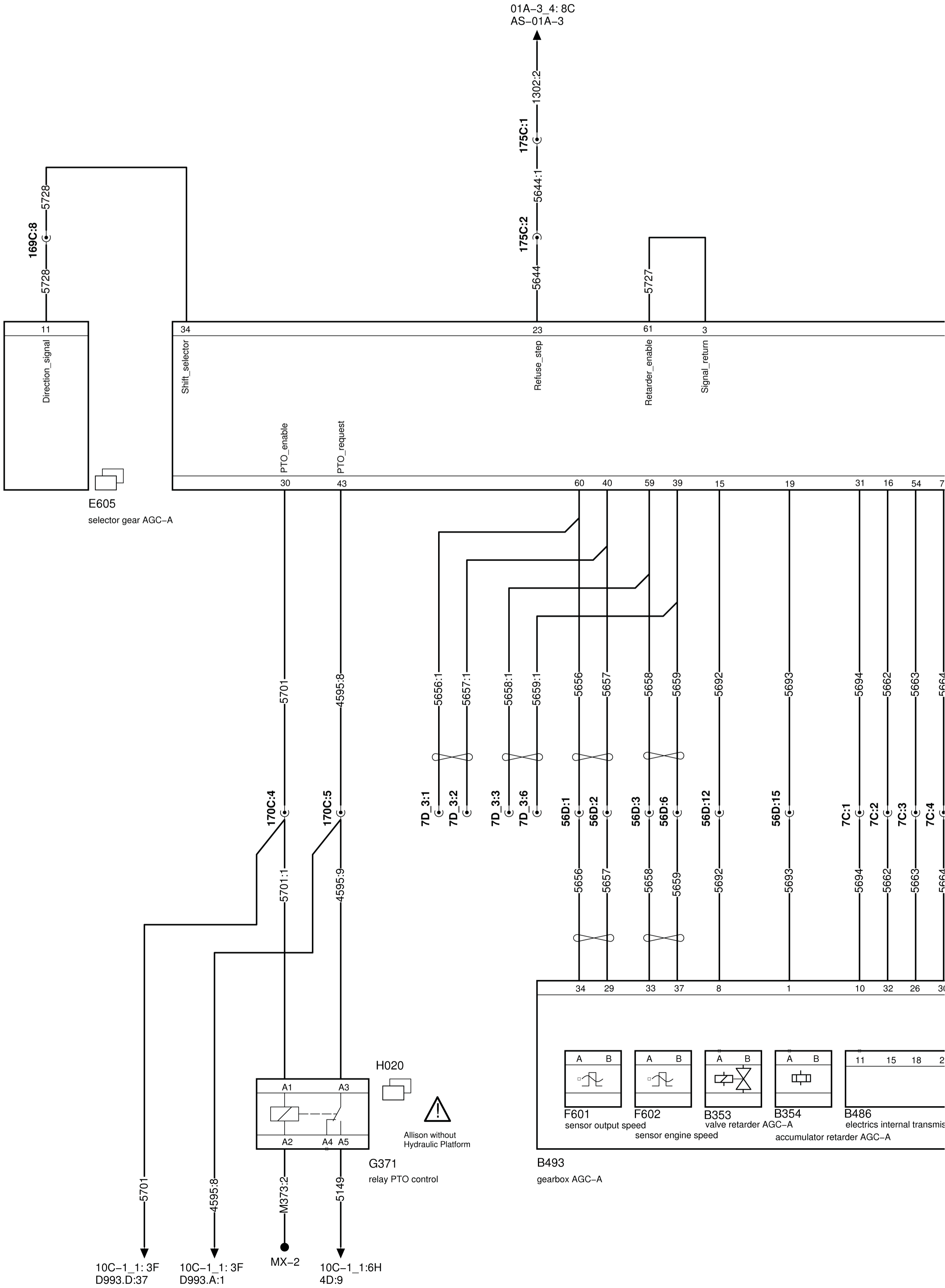


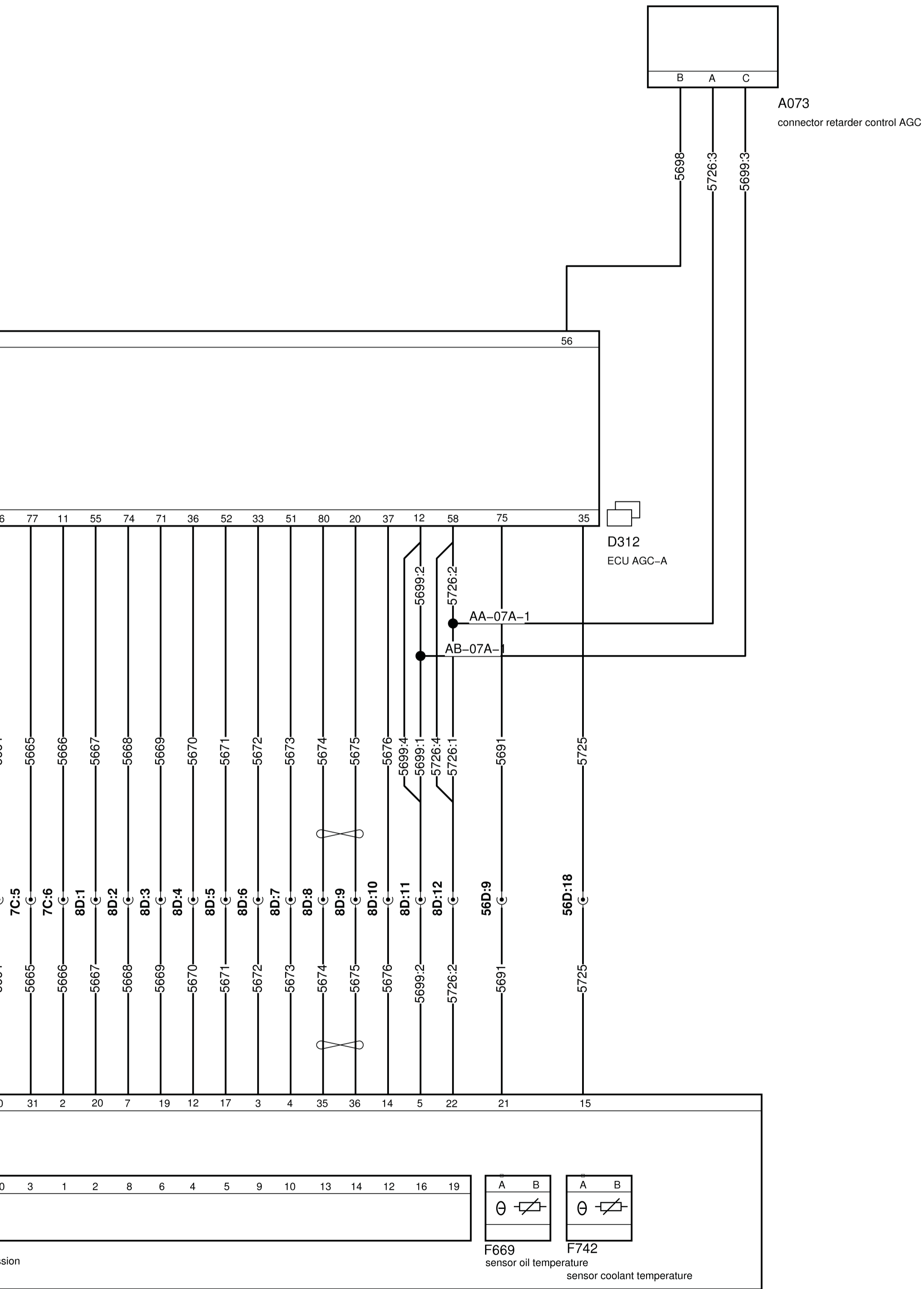


F544
sensor coolant temp. intarder

D902
ECU intarder EST-42

See 'RD27_SaberDS1' For location see Saber homepage	071030	MP			06
Foden added	050614				05
New drawing method adapted	050415	MP			04
Sheet size changed to A1	050211	MP			03
F544 New connector.	041109	JKr			02
105C changed from 12p to 9p	040621	A. Özümçü			01
modification description	date	drawn by	auth. by	mod. no.	Issue
general tolerances	Zie tek.		tolerance principle	title Retarder system EST-42	
for drawing interpretation, see DAF standard:	TKB 00801-033		material		
surfaces/corners	10680	heat/surface treatment	size A1	scale 1 : 1	sheet
authorised by	date	paint specification	third angle projection	This drawing is the property of DAF - Trucks N.V., Eindhoven. The Netherlands and may not be copied in whole or in part without the prior written consent of the owner.	
drawn by	date	prod.grp.spec.	spec. indication	DAF	drawing / issue number 1644419 / 06
master no	Replacement for		CAD - Saber	Service number	06A-1





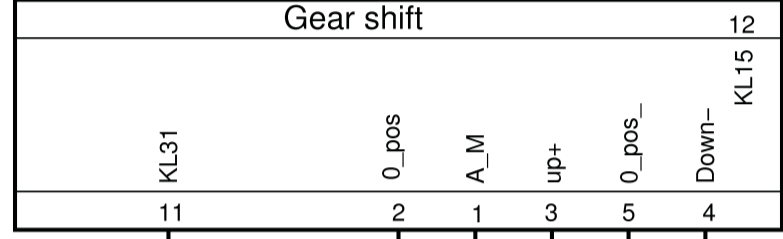
See 'RD21_SaberDS1_ref' doc; For location see Saber homepage		070327	MP	10830	00
modification description		date	drawn by	auth. by	mod. no. / Issue
general tolerances	Zie tek.	tolerance principle	title Transmission system AGC-A		
for drawing interpretation, see DAF standard:	TKB 00801-033	material			
surfaces/corners	10680	heat/surface treatment	size A1	scale 1 : 1	sheet
authorised by	date	paint specification	third angle projection		
drawn by M. Putmans	date 070327	prod.grp.spec.	spec. indication		DAF drawing / issue number 1779372 / 00
master no.	Replacement for	1644420/07	CAD - Saber	Service number	07A-1

01A-3 4:3E
AK-01A-3

C906
steering column AGC



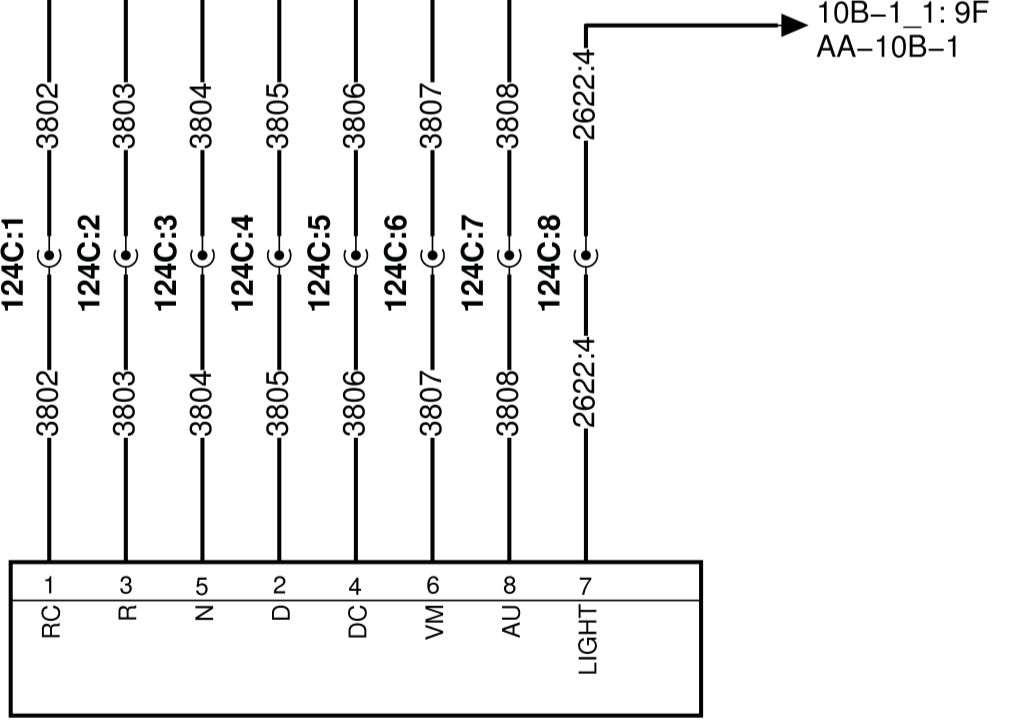
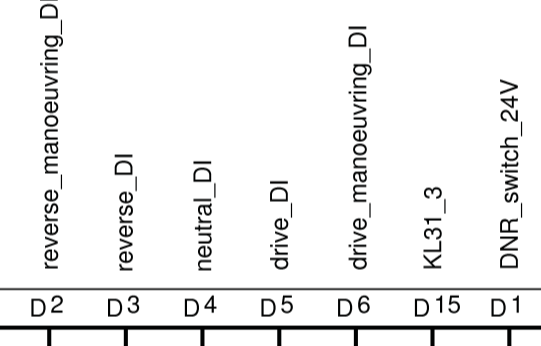
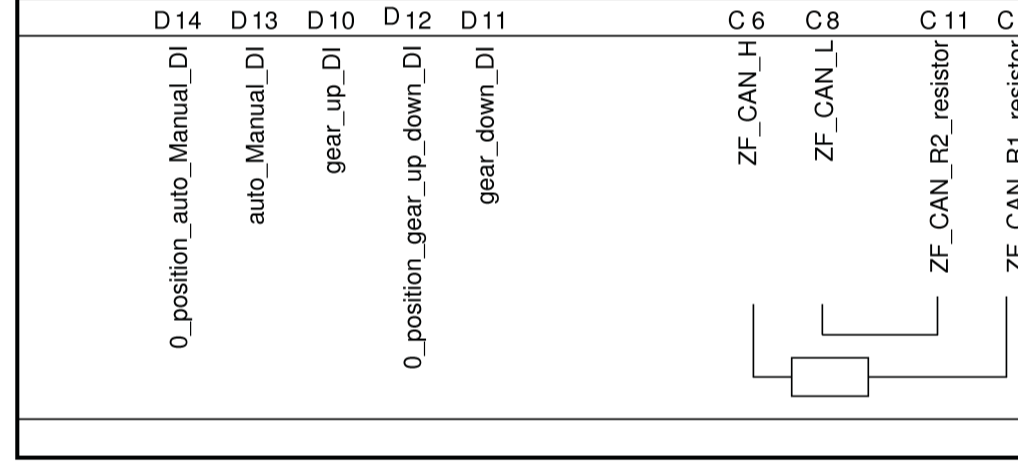
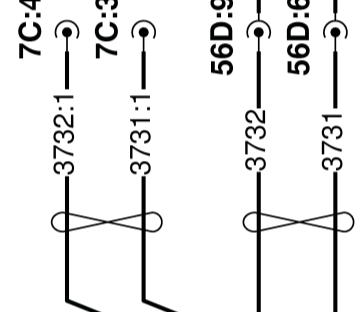
AS Tronic



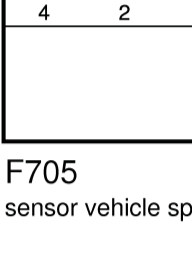

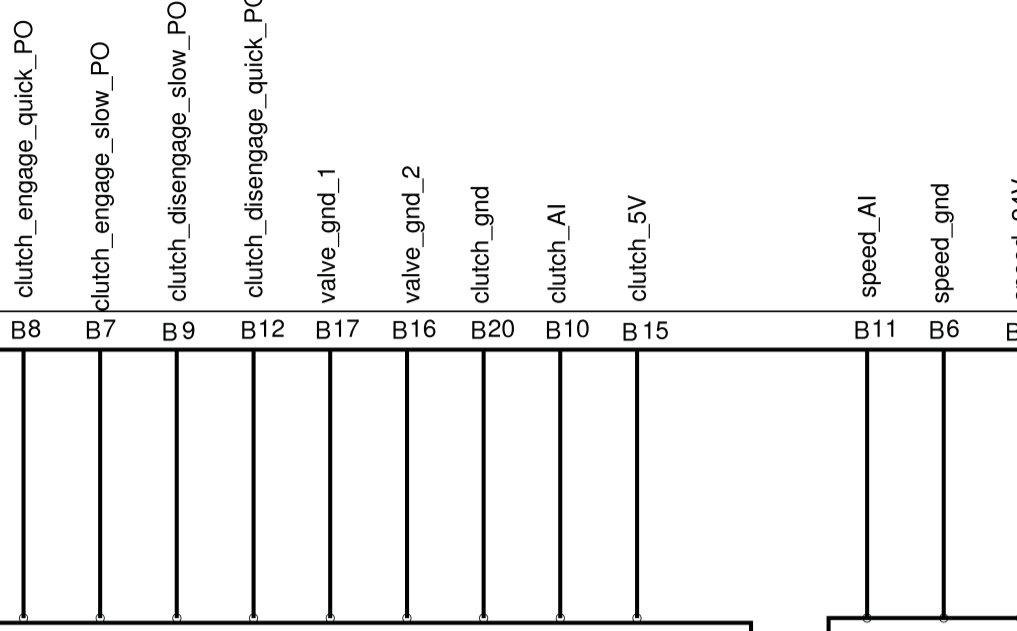
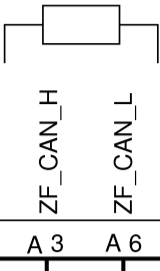
MC-2

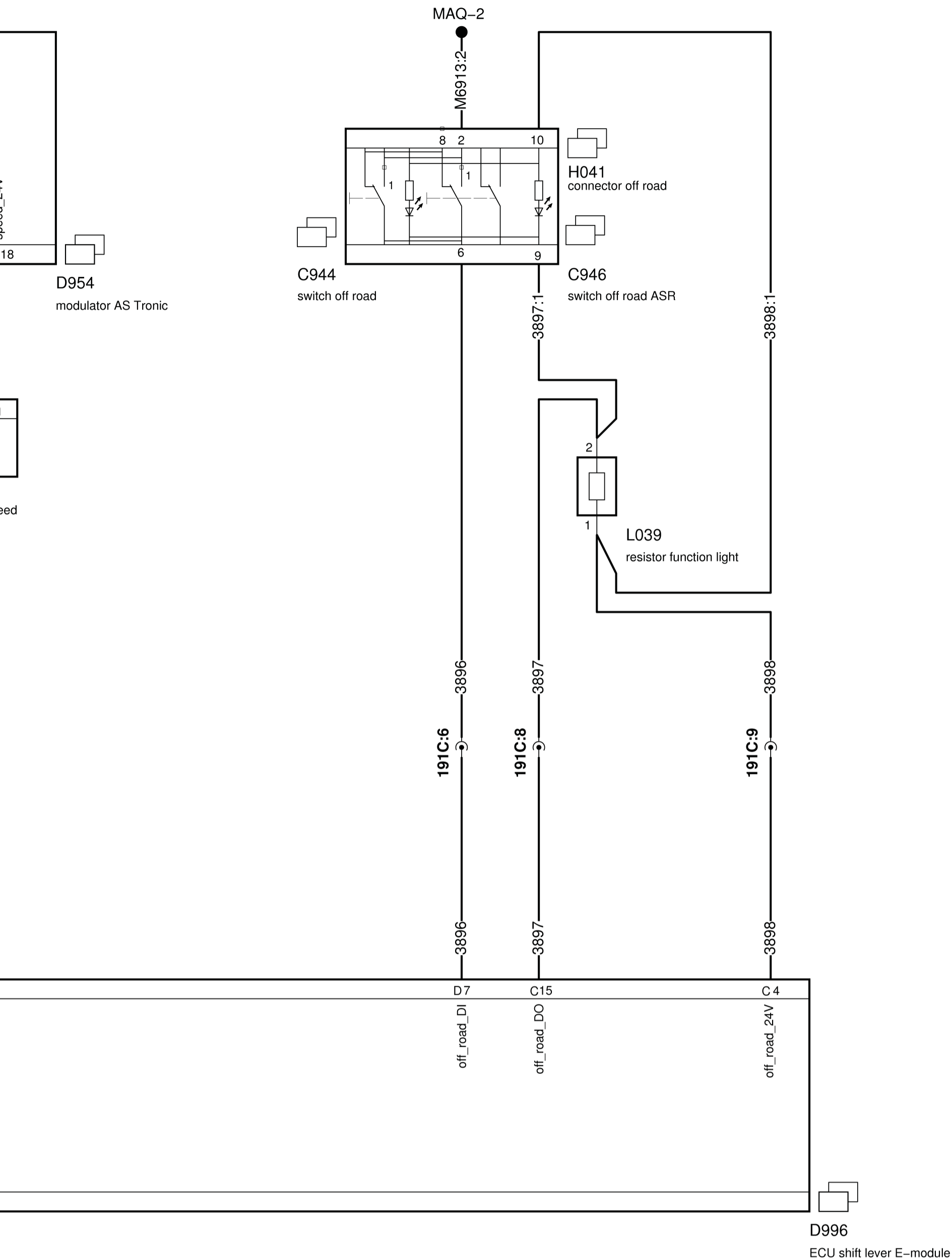


CF65

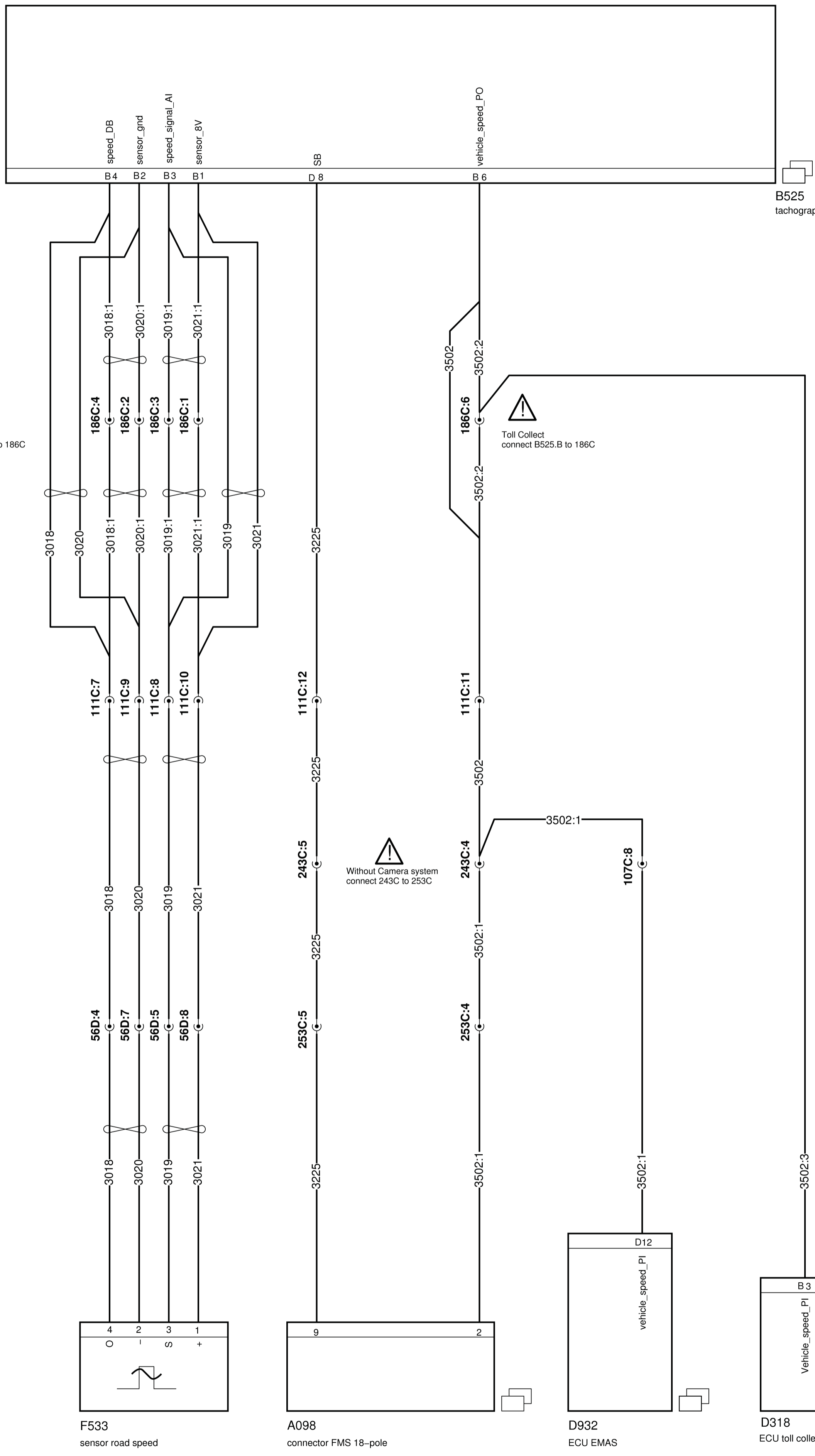



E602
switch drive mode






See RD27_SaberOS1 For location see Saber homepage	071030				03
Connector H041 (switch C944 & C946) corrected	070507	MP			02
See RD19_SaberOS1 For location see Saber homepage	070130	MP		PMR64756	01
See RD18_SaberOS1 For location see Saber homepage	061215	EVH		10830	00
modification description	date	drawn by	auth. by	mod. no.	issue
general tolerances	Zie tek.		tolerance principle	title	
for drawing interpretation, see DAF standard:	TKB 00801-033		material	Transmission system AS Tronic	
surfaces/corners	10680	heat/surface treatment	size	scale	sheet
authorised by	date	paint specification	A1	1 : 1	
drawn by	date	prod.grp.spec.			This drawing is the property of DAF - Trucks N.V., Eindhoven. The Netherlands and may not be copied in whole or in part without the prior written consent of the owner.
E. v Hunsel	061215	spec. indication			drawing / issue number
master no	Replacement for	1644421/08	CAD - Saber	Service number	1747240 / 03
					07B-1



 Toll Collect connect B525.B to 186C

 Toll Collect connect B525.B to 186C

 Without Camera system connect 243C to 253C

F533
sensor road speed

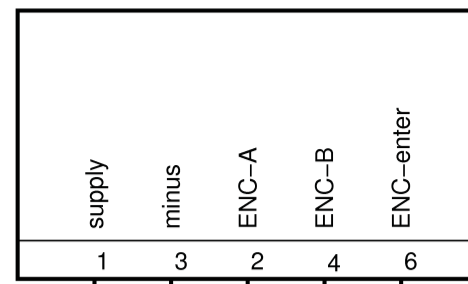
A098
connector FMS 18-pole

D932
ECU EMAS

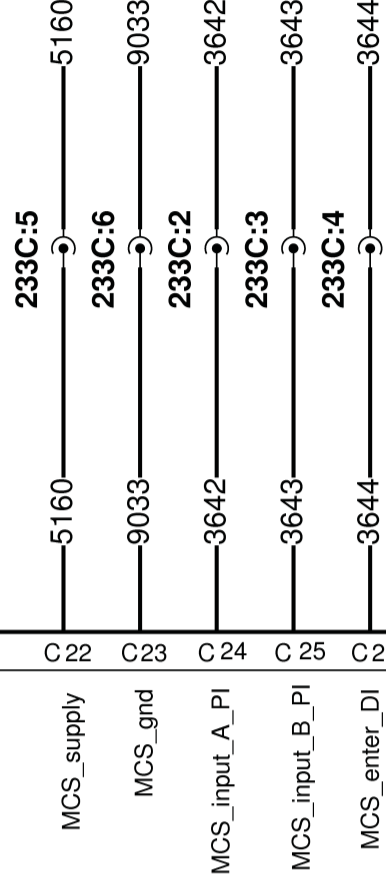
D318
ECU toll collec

B525
tachograph

See 'RD27 - Saber031' For location see Saber homepage				071026	EvH		10877	00
modification description				date	drawn by	auth. by	mod. no.	Issue
general tolerances	Zie tek.		tolerance principle	title				
for drawing interpretation, see DAF standard:			material	Tachograph				
TKB 00801-033			heat/surface treatment	size	scale	sheet		
surfaces/corners	10680			A1	1 : 1			
authorised by	date	paint specification		third angle projection		This drawing is the property of DAF - Trucks N.V., Eindhoven. The Netherlands and may not be copied in whole or in part without the prior written consent of the owner.		
drawn by	071026	prod.grp.spec.	spec. indication	DAF		drawing / issue number		
E. v Hunsel						1794008 / 00		
master no.	Replacement for		1742200	CAD - Saber		Service number		
						08A-1		



D904
Menu Control Switch

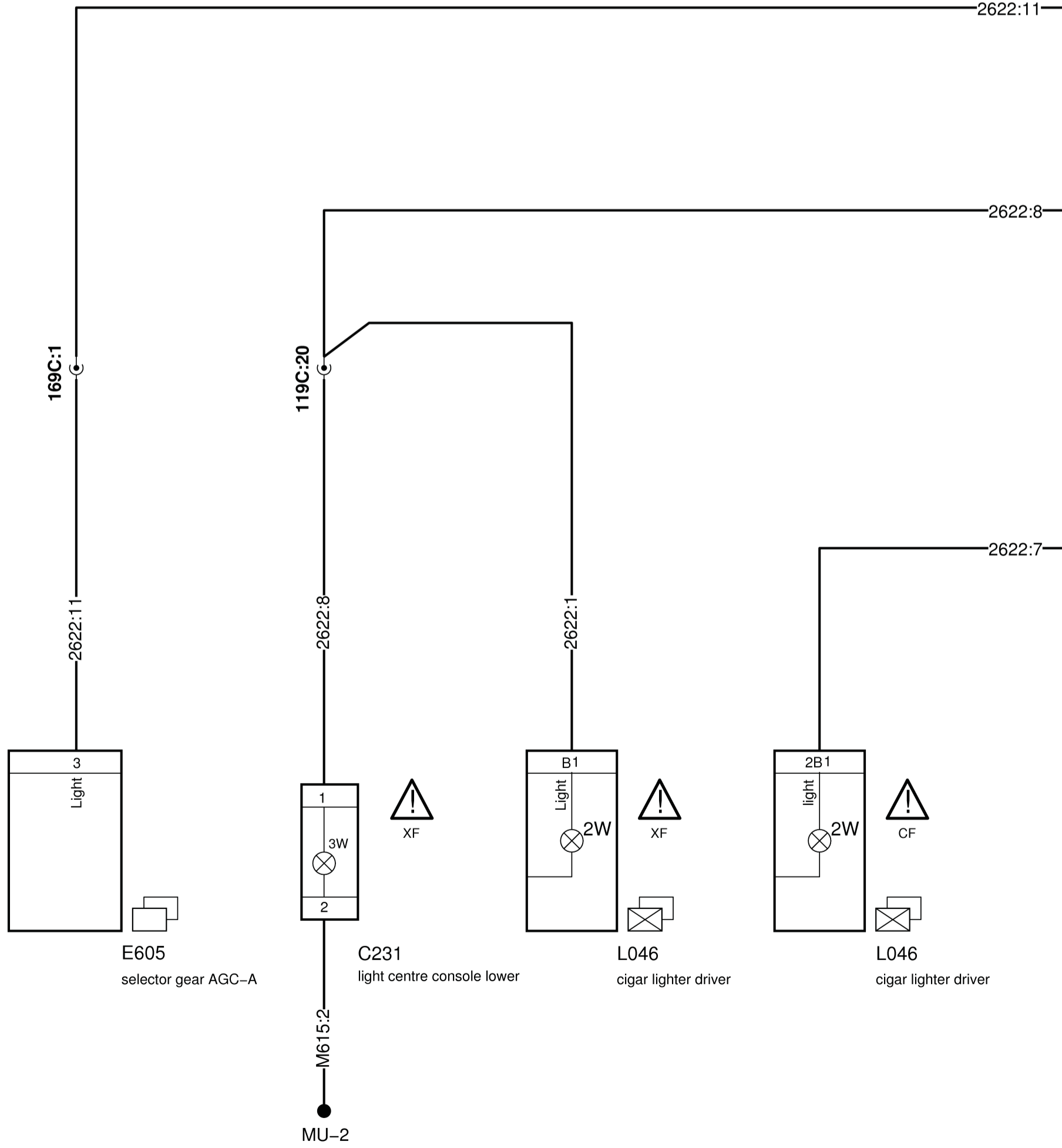


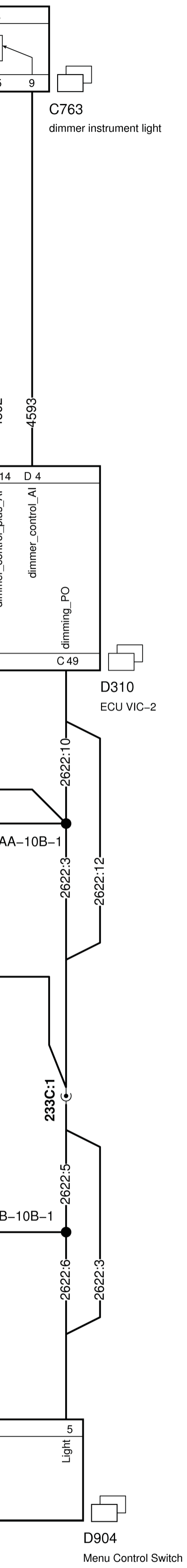
07B-1_1:7H
124C:8 ← 2622:4

2622:11

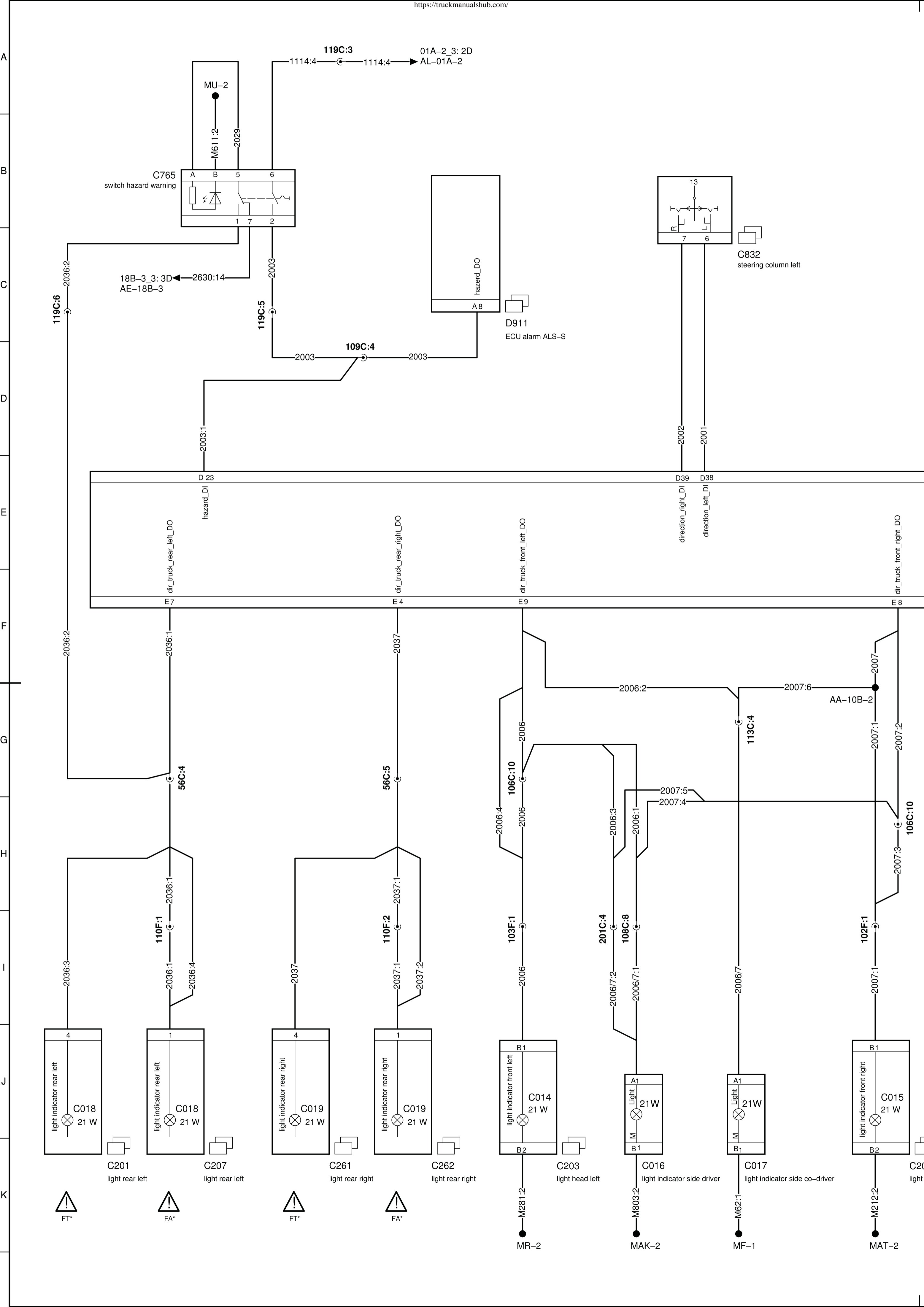
2622:8

2622:7





See RD27, SaberOS1 For location see Saber homepage		071106	EvH			00
modification description		date	drawn by	auth. by	mod. no.	issue
general tolerances Zie tek.		tolerance principle	title Vehicle control system VIC-2 Lighting			
for drawing interpretation, see DAF standard: TKB 00801-033		material	size	scale	sheet	
surfaces/corners		heat/surface treatment	A1	1 : 1		
authorised by	date	paint specification	blind angle projection 		This drawing is the property of DAF - Trucks N.V., Eindhoven. The Netherlands and may not be copied in whole or in part without the prior written consent of the owner.	
drawn by E. van Hunsel	date 071106	prod.grp.spec.	spec. indication	DAF		drawing / issue number 1790560 / 00
master no.	Replacement for 1782575		CAD - Saber		Service number 10B-1	



A
B
C
D
E
F
G
H
I
J
K

1 2 3 4 5 6 7 8

FT* FA* FT* FA* MR-2 MAK-2 MF-1 MAT-2

C201 light rear left C207 light rear left C261 light rear right C262 light rear right C203 light head left C016 light indicator side driver C017 light indicator side co-driver C204 light head right

C018 21 W light indicator rear left C019 21 W light indicator rear right C014 21 W light indicator front left C015 21 W light indicator front right

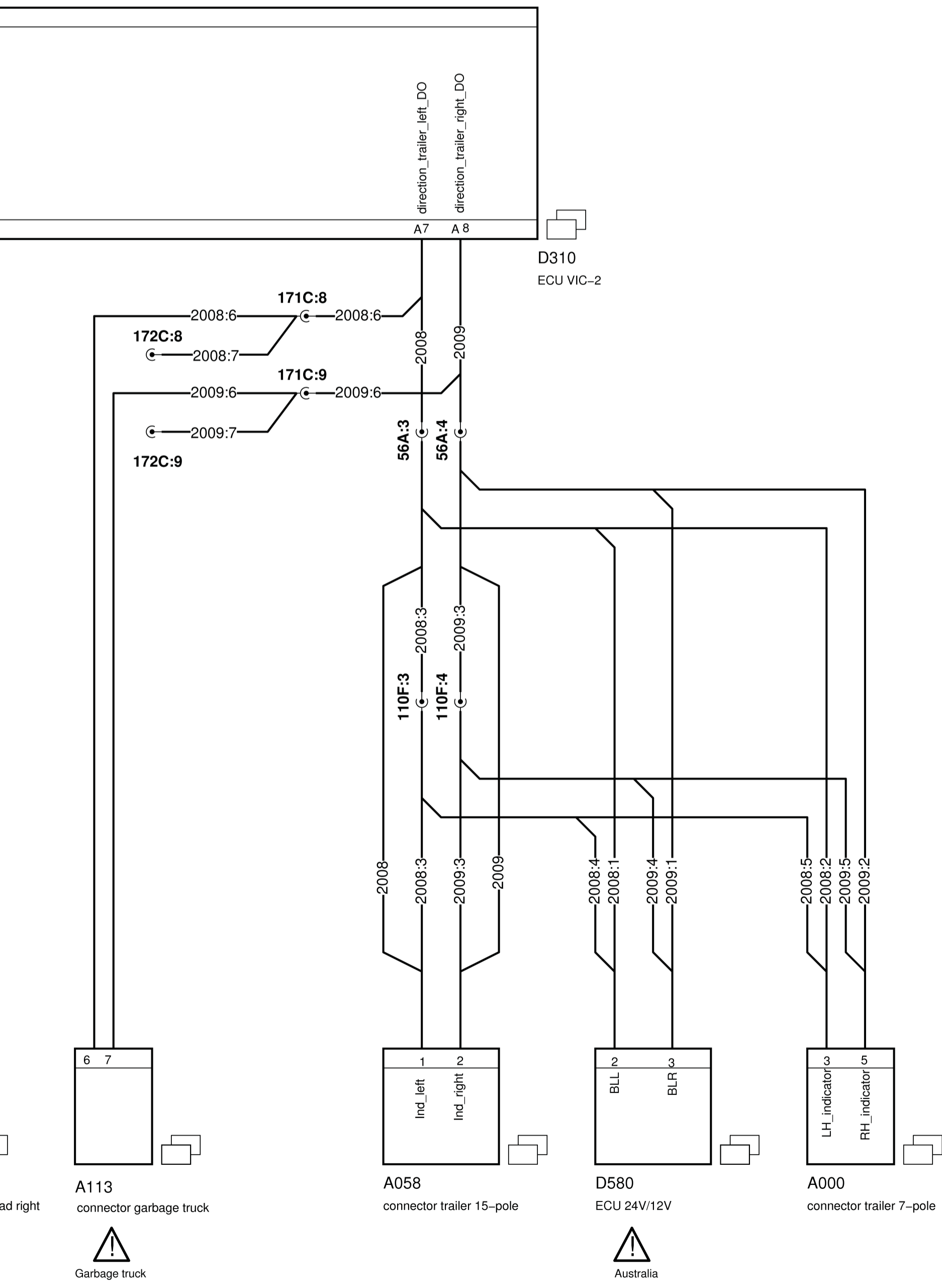
110F:1 110F:2 106C:10 102F:1

2036:1 2037:1 2037:2 2006:2 2006:3 2006:4 2006:5 2006:6 2006:7 2006:7:1 2006:7:2 2007:1 2007:2 2007:3 2007:4 2007:5 2007:6

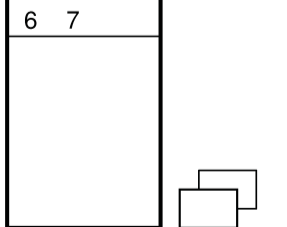
dir_truck_rear_left_DO hazard_DI dir_truck_rear_right_DO dir_truck_front_left_DO dir_truck_front_right_DO direction_right_DI direction_left_DI

119C:6 119C:5 109C:4 119C:3 2003 2002 2001

MU-2 M611:2 2029 18B-3_3:3D AE-18B-3 2630:14 01A-2_3:2D AL-01A-2 1114:4 1114:4



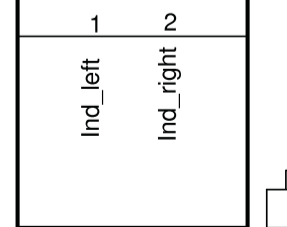
D310
ECU VIC-2



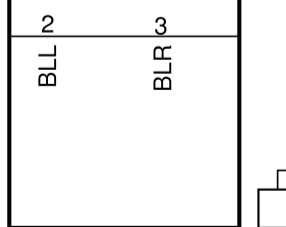
A113
connector garbage truck



Garbage truck



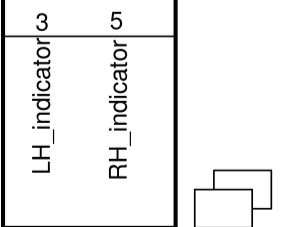
A058
connector trailer 15-pole



D580
ECU 24V/12V



Australia



A000
connector trailer 7-pole

DIV 301 wire 2103-Z removed for AUS		080115	SB	DIV 301	01
See 'RD23_SaberOS1'. For location see Saber homepage		070624	EVH	10877	00
modification description		date	drawn by	auth. by	mod. no. / issue
general tolerances	Zie tek.	tolerance principle	title		
for drawing interpretation, see DAF standard:	TKB 00801-033	material	Vehicle control system VIC-2		
surfaces/corners	10680	heat/surface treatment	size	scale	sheet
authorised by		paint specification	A1	1 : 1	
drawn by	E. v Hunsel	prod.grp.spec.			This drawing is the property of DAF-Trucks N.V., Eindhoven, The Netherlands and may not be copied in whole or in part without the prior written consent of the owner.
date	070624	spec. indication			drawing / issue number
master no.		Replacement for	1747163/01	CAD - Saber	Service number
					1786736 / 01
					10B-2

n_293409_444

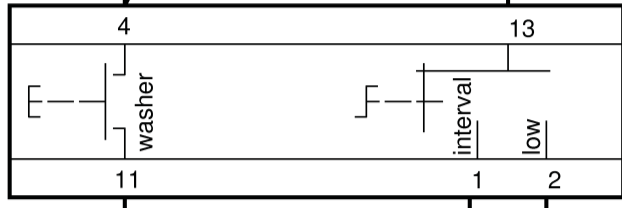
1010

01A-3_4: 3E
AK-01A-3

1211:6

1211:16

C832
steering column left



D878 E025
fuse wiper
15 A

A31

1205

AA-10B-3

1205:1

D878

A 11

A 20

A 9

A 10

G237
relay windscreen wiper
(0 position)

AD-10B-3

4505:2

D33

D37

D9

C50

window_washer_DO

washer_status_DI

headlamp_washer_DO

wiper_interval_DI

wiper_low_speed_DI

wiper_low_speed_DO

wiper_stop_DI

D310
ECU VIC-2

AB-10B-3

D878

A 16

A 12

A 14

A 15

G238
relay headlamp washer

106C:15

53

M

B001
pump windscreen washer

M332:2

M233:2

MBG-2

MAC-2

106C:16

53

M

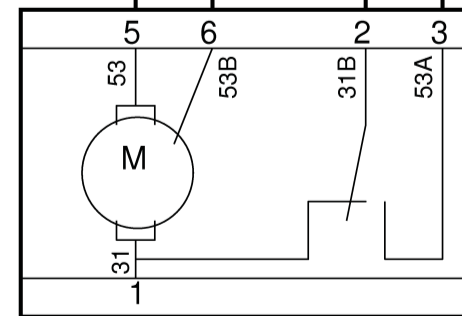
B002
pump headlamp washer

M333:2

M231:2

MBG-2

MAC-2



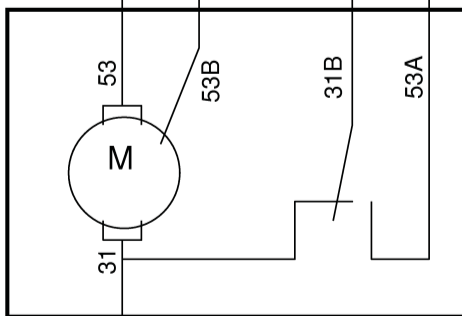
B000
motor windscreen wiper

M454:2



XF

MC-2



B484

M459:2



CF

MC-2

C10

D878

1

2

C12

D7

dioc

4504:1

4504:1

4509:1

4509:1

4509:1

4509:1

4509:1

4509:1

4509:1

4509:1

4509:1

4509:1

4509:1

4509:1

4509:1

4509:1

4509:1

4509:1

4509:1

4509:1

4509:1

4509:1

4509:1

4509:1

4509:1

4509:1

4509:1

4509:1

4509:1

4509:1

4509:1

4509:1

4509:1

4509:1

4509:1

4509:1

4509:1

4509:1

4509:1

4509:1

4509:1

4509:1

4509:1

4509:1

4509:1

4509:1

4509:1

4509:1

4509:1

4509:1

4509:1

4509:1

4509:1

4509:1

4509:1

4509:1

4509:1

4509:1

4509:1

4509:1

4509:1

4509:1

4509:1

4509:1

4509:1

4509:1

4509:1

4509:1

4509:1

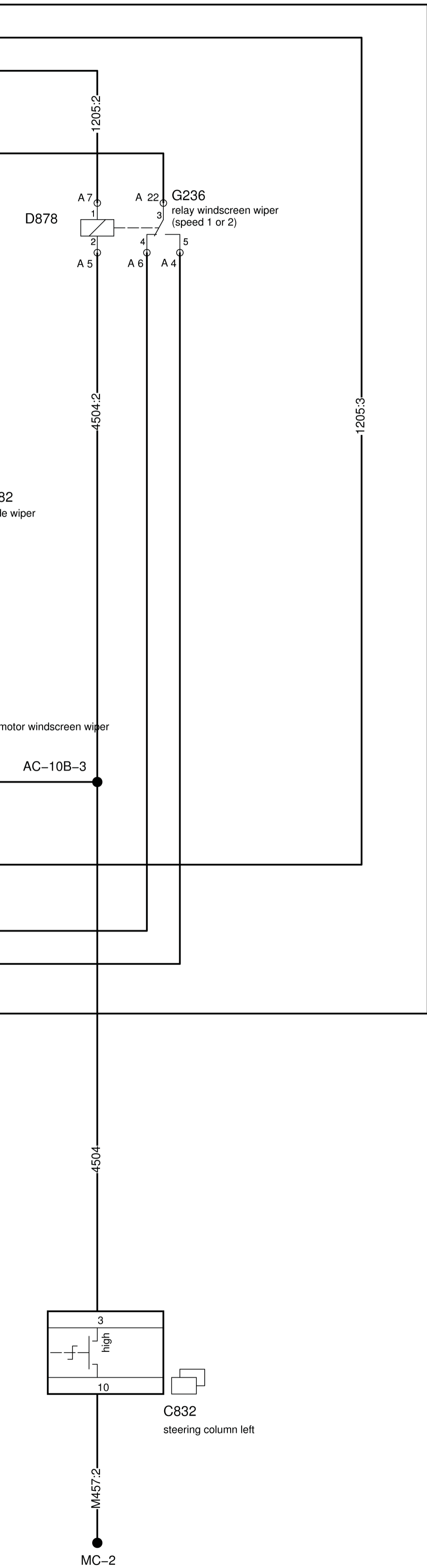
4509:1

4509:1

4509:1

4509:1

4509:1



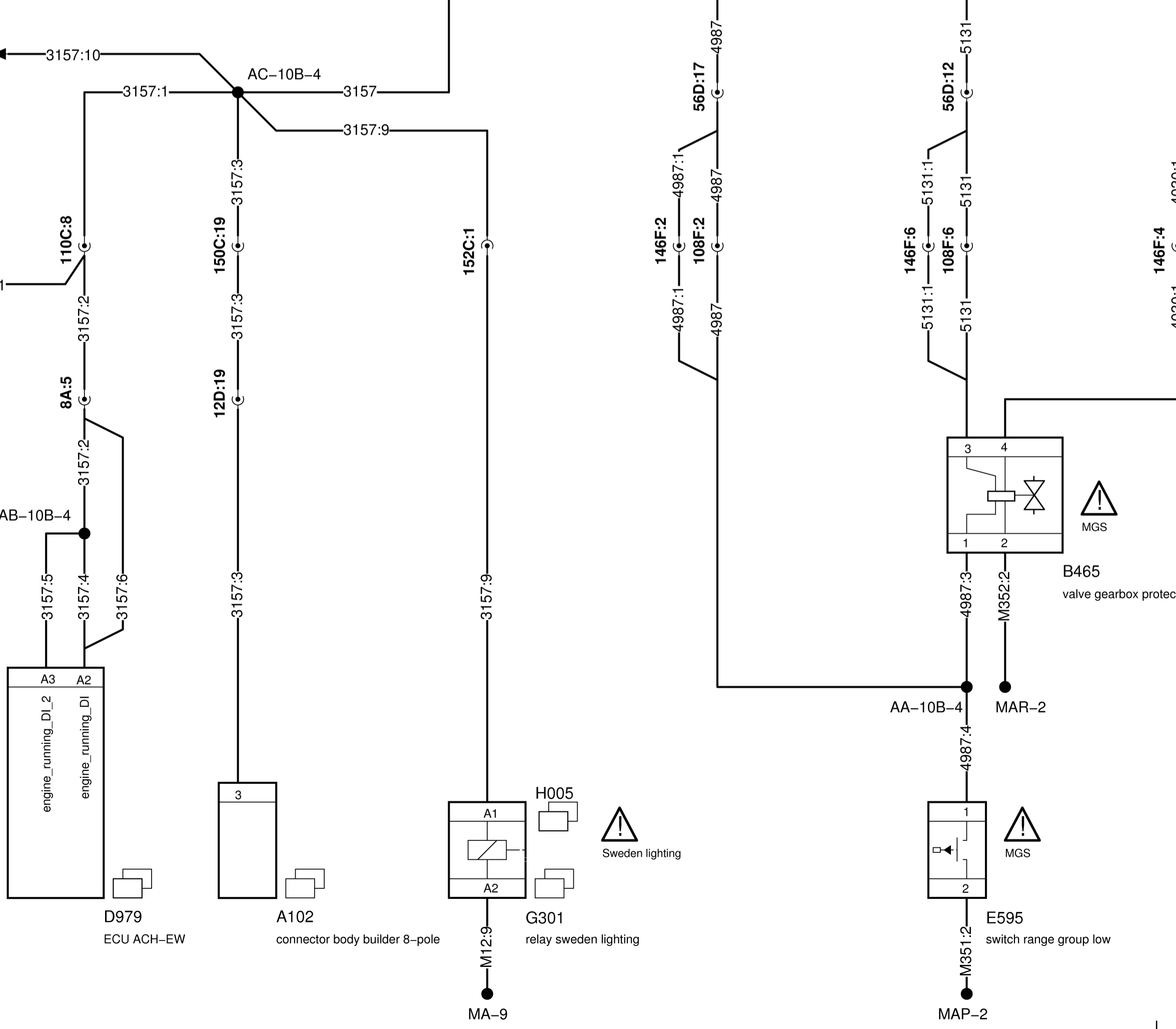
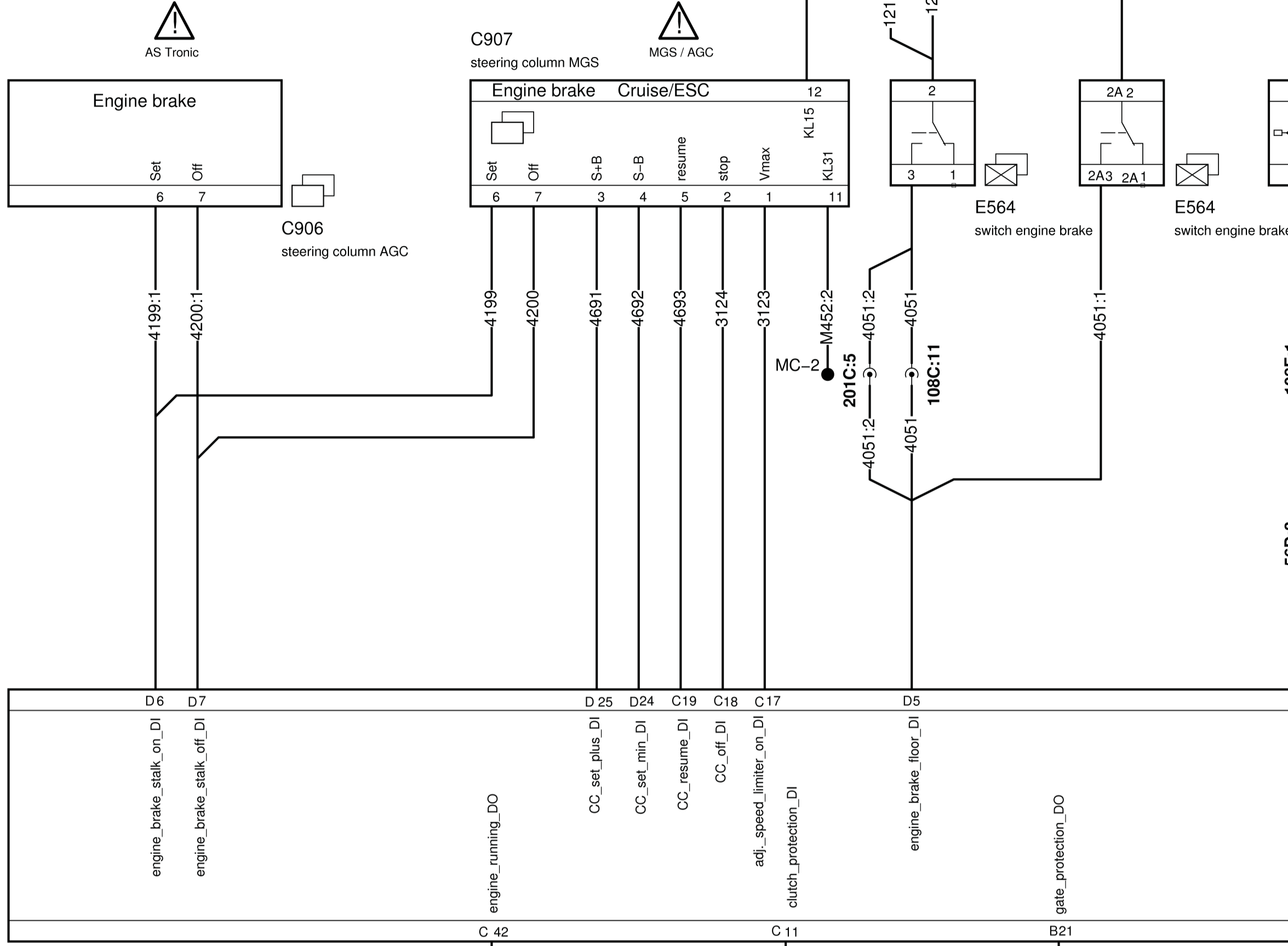
B001 & B002: splice MBG-2 was MA-2		080208	EVH	10877	01
See 'RD22: SaberOS1' For location see Saber homepage		070427	EVH	10877	00
modification description		date	drawn by	auth. by	mod. no.
general tolerances	Zie tek.	tolerance principle	title		
for drawing interpretation, see DAF standard:	TKB 00801-033	material	Vehicle control system VIC-2 Wiper, washer		
surfaces/corners	10680	heat/surface treatment	size	scale	sheet
authorised by		paint specification	A1	1 : 1	
drawn by	E. van hunsel	date	Blind angle projection		This drawing is the property of DAF - Trucks N.V., Eindhoven. The Netherlands and may not be copied in whole or in part without the prior written consent of the owner.
master no		prod.grp.spec.	070427	spec. indication	DAF
Replacement for		1644427/05	drawing / issue number		1784153 / 01
CAD - Saber		Service number		10B-3	

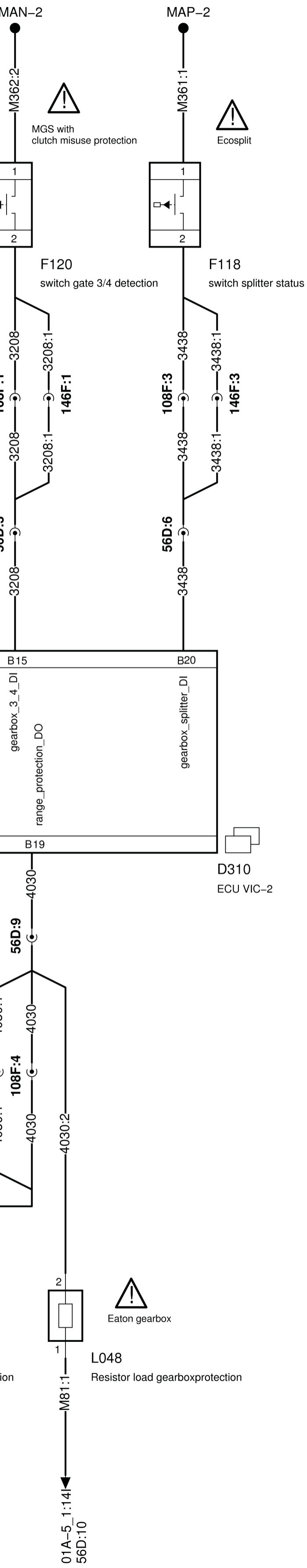
01A-3_4:3E
AK-01A-3 ← 1211:10

01A-3_4:3E
AK-01A-3 ← 1211:9

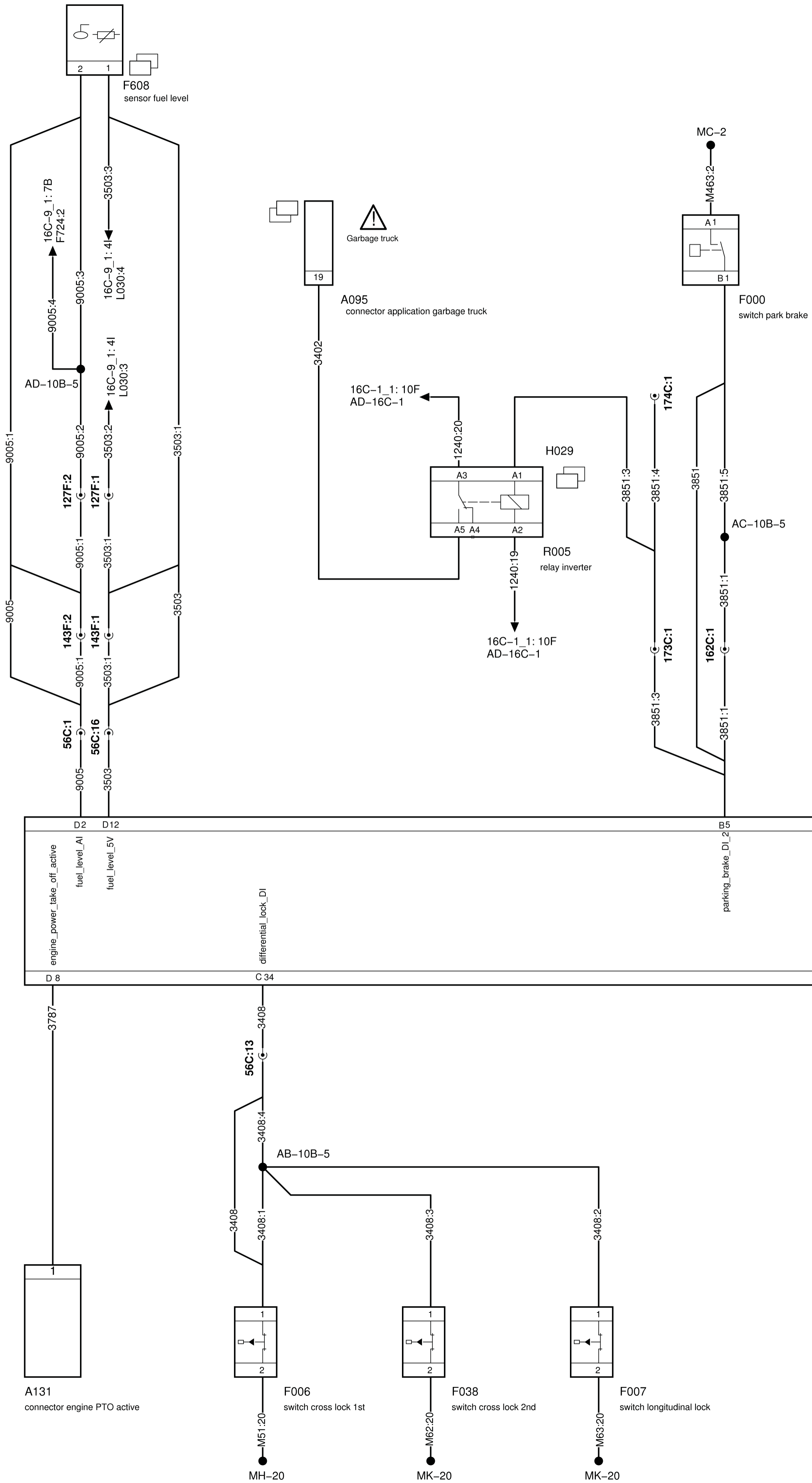
01A-3_4:3E
AK-01A-3 ← 1211:17

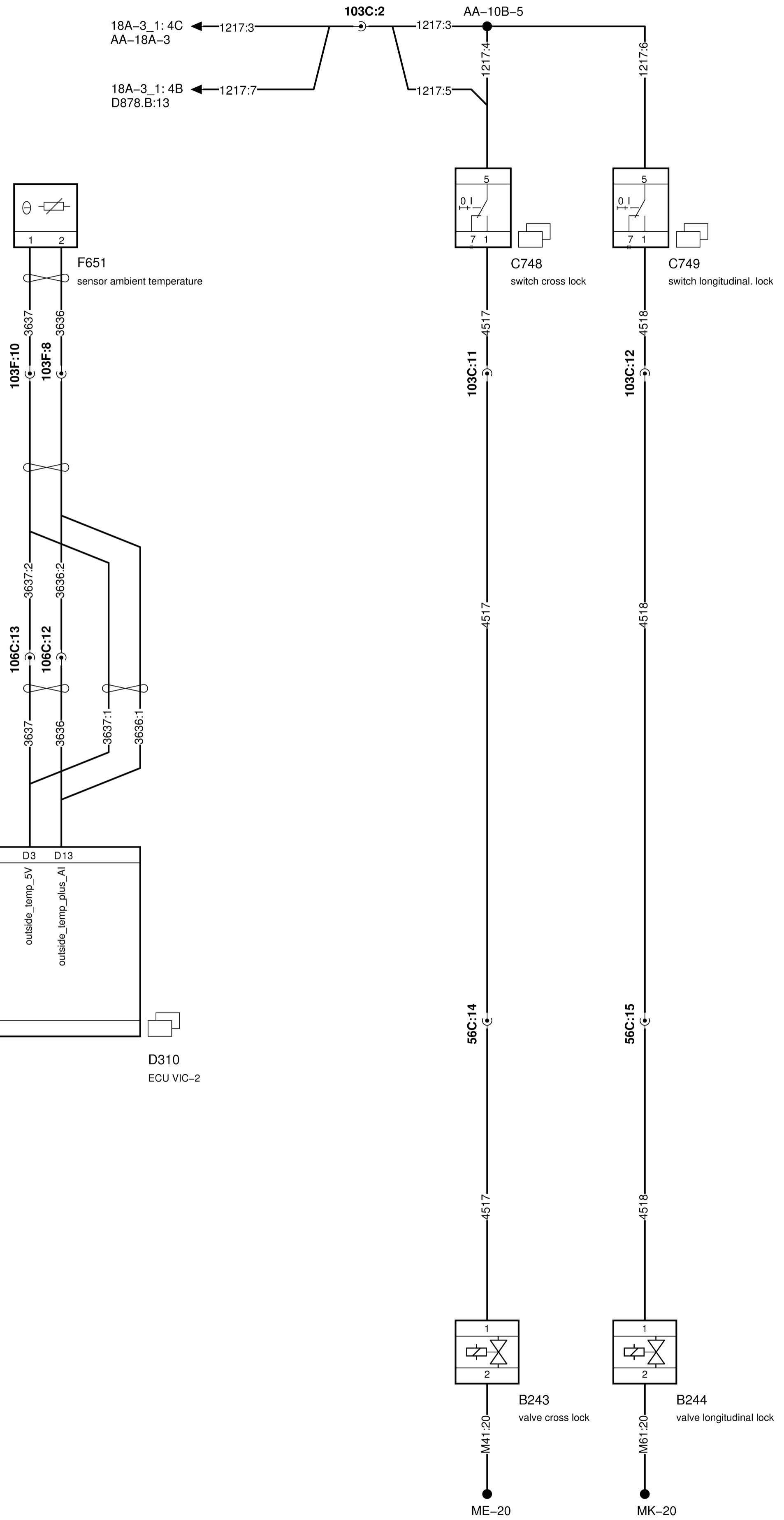
01A-3_4:3E
AK-01A-3 ← 1211:7





See RD27, SaberOS1! For location see Saber homepage		071022	MP			01
See RD23, SaberOS1! For location see Saber homepage		070608	EVH		17815	00
modification description		date	drawn by	auth. by	mod. no.	issue
general tolerances	Zie tek.	tolerance principle	title			
for drawing interpretation, see DAF standard:	TKB 00801-033	material	Vehicle control system VIC-2 Speed signals			
surfaces/corners	10680	heat/surface treatment	size	scale	sheet	
authorised by		paint specification	A1	1 : 1		
drawn by	E. v Hunsel	prod.grp.spec.	third angle projection		This drawing is the property of DAF - Trucks N.V., Eindhoven. The Netherlands and may not be copied in whole or in part without the prior written consent of the owner.	
date	070608	spec. indication	DAF		drawing / issue number	1784159 / 01
master no.		Replacement for	1743587/00	CAD - Saber	Service number	10B-4





See 'RD27_SaberDS1' for location see Saber homepage	071026	EvH	10877	01
See 'RD20_SaberDS1' for location see Saber homepage	070212	EvH	10890	00
modification description	date	drawn by	auth. by	mod.no.
general tolerances	Zie tek.		tolerance principle	title
for drawing interpretation, see DAF standard:	TKB 00801-033		material	Vehicle control system VIC-2 Status signals
surfaces/corners	10680	heat/surface treatment	size	scale
authorised by	date	paint specification	A1	1 : 1
drawn by	date	prod.grp.spec.	third angle projection	
E v Hunsel	070212	spec. indication	This drawing is the property of DAF - Trucks N.V., Eindhoven, The Netherlands and may not be copied in whole or in part without the prior written consent of the owner	
master no.	Replacement for	1742199/00	DAF	drawing / issue number
			CAD - Saber	1743588 / 01
				Service number
				10B-5

16C-1_1:10C
56D:19

01A-1_2:3J
G763.B2:1

01A-1_2:3E
G763.C:1

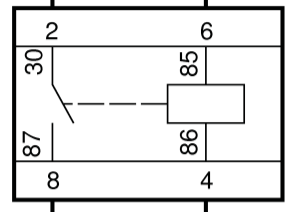
H011 fuse holder

H011 fuse holder

E164 fuse fuel heater
25 A

E171 fuse fuel heater
15 A

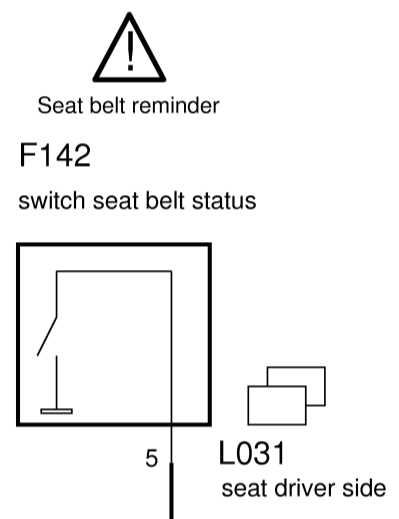
E170 fuse fuel heater
10 A



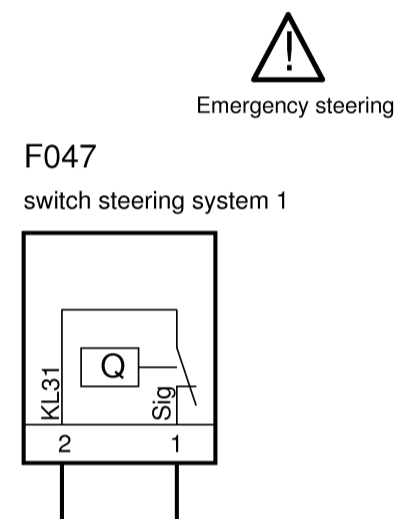
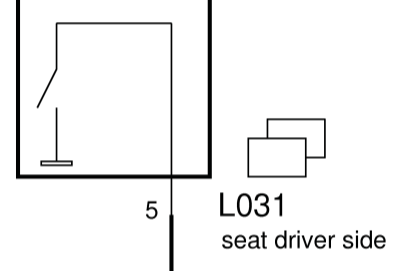
ECS-DC4 engine

G201 relay fuel heater

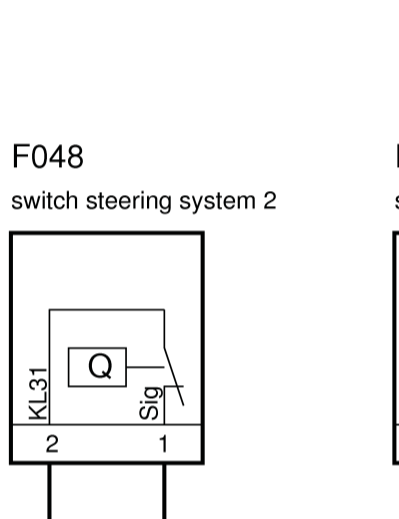
01A-5_1:7L
G516_26-WS:1



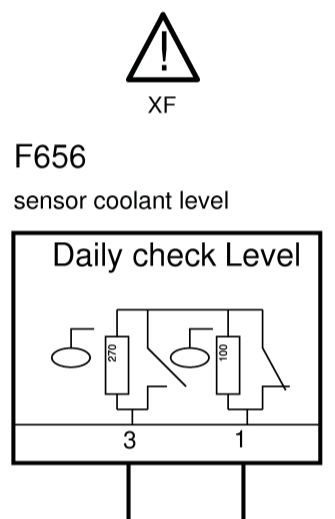
F142 switch seat belt status



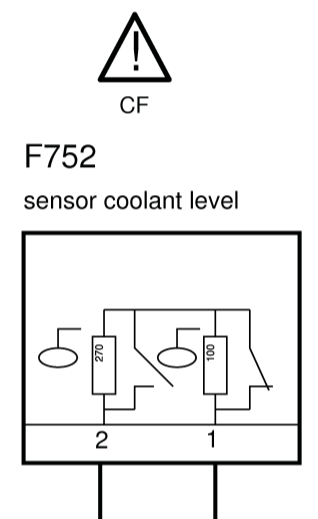
F047 switch steering system 1



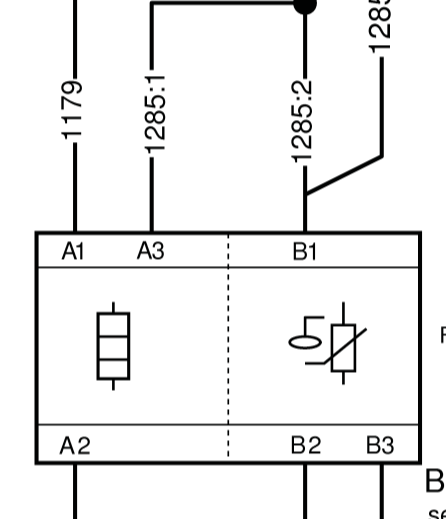
F048 switch steering system 2



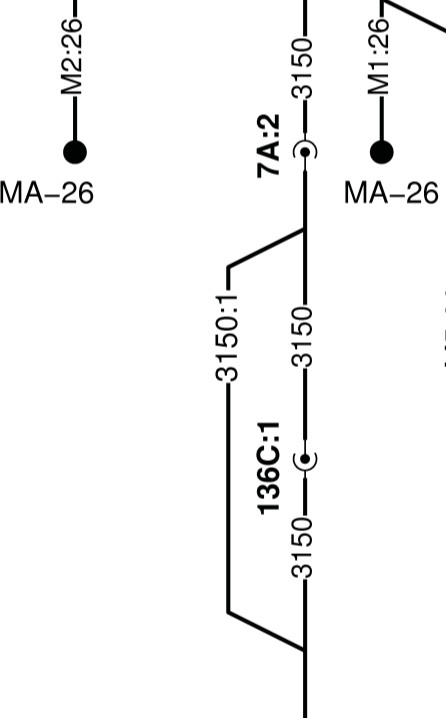

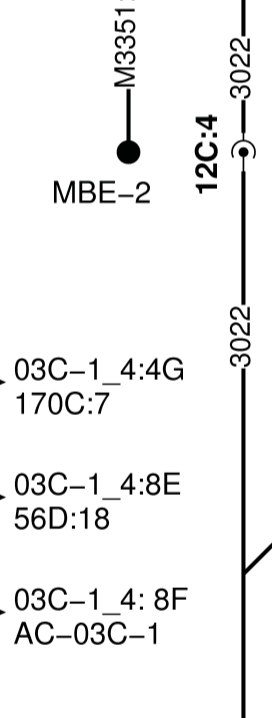
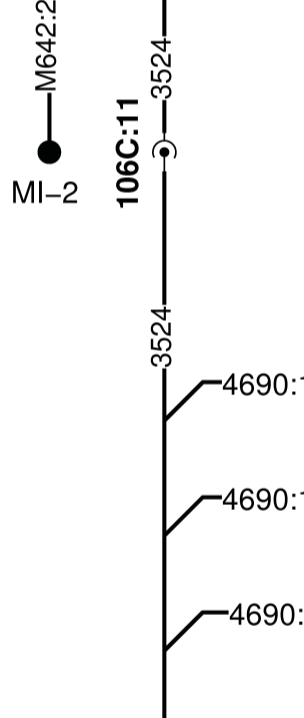
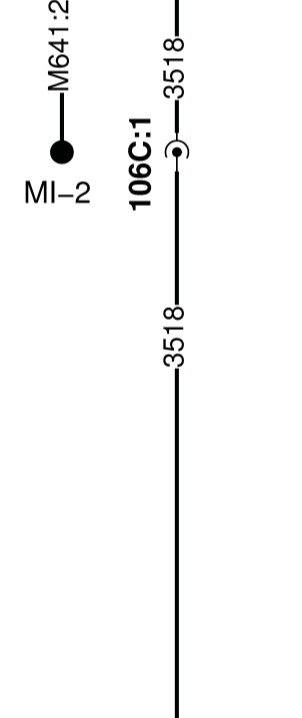
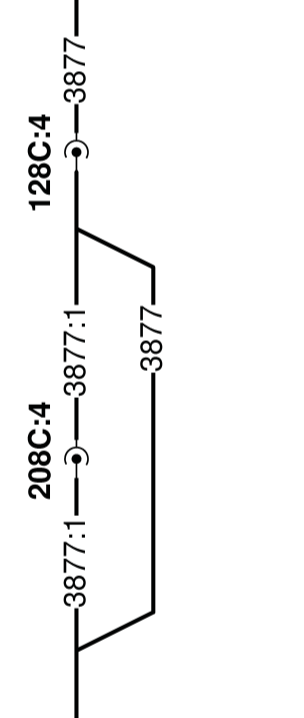
F656 sensor coolant level



F752 sensor coolant level



AC-10B-6



Seat_belt_reminder_DI

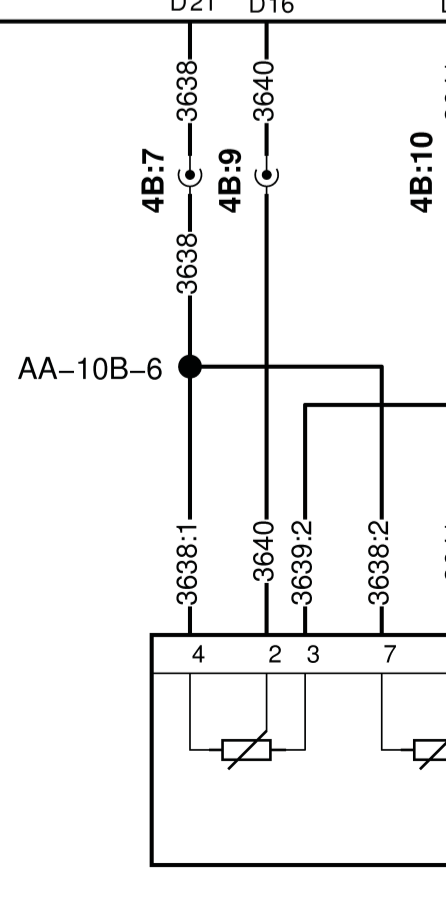

steering_circuit_1_DI

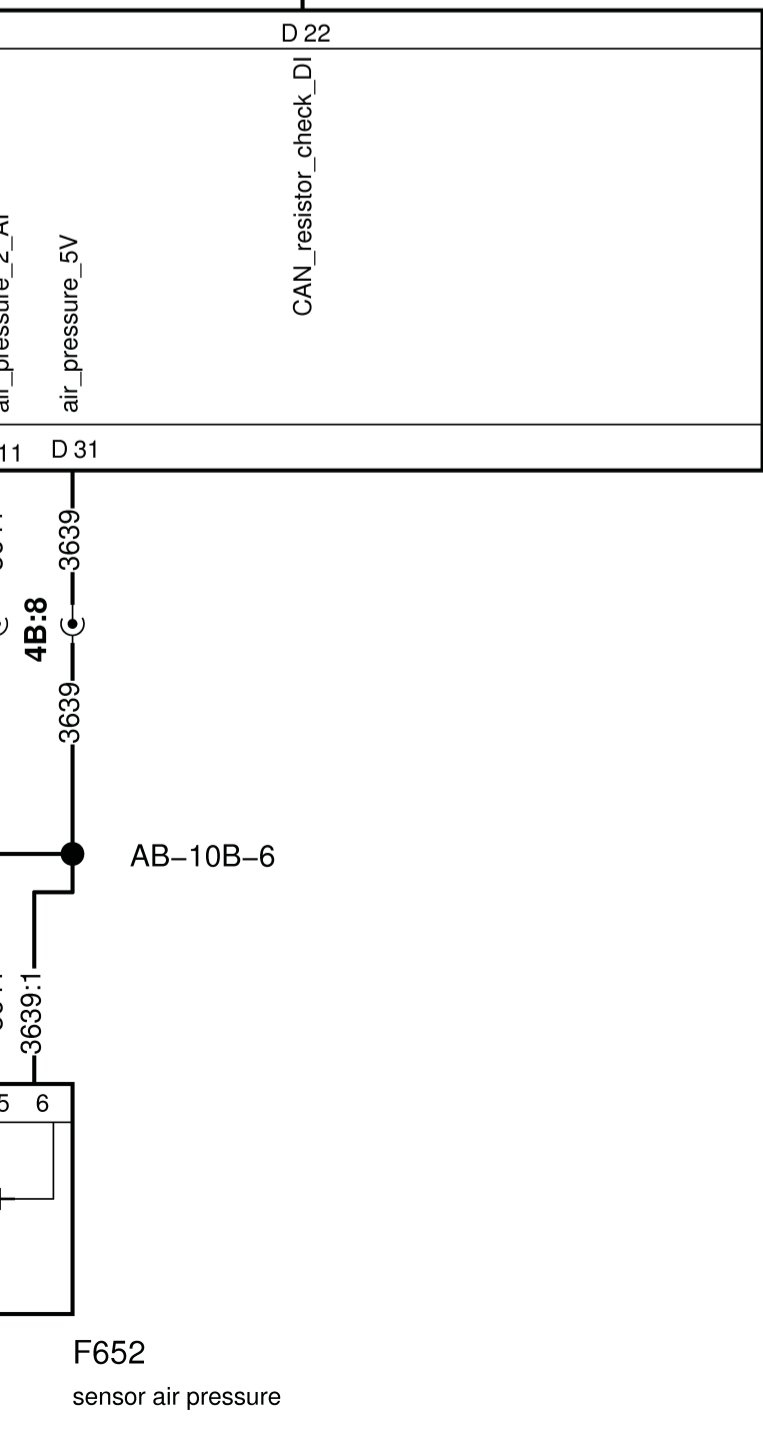
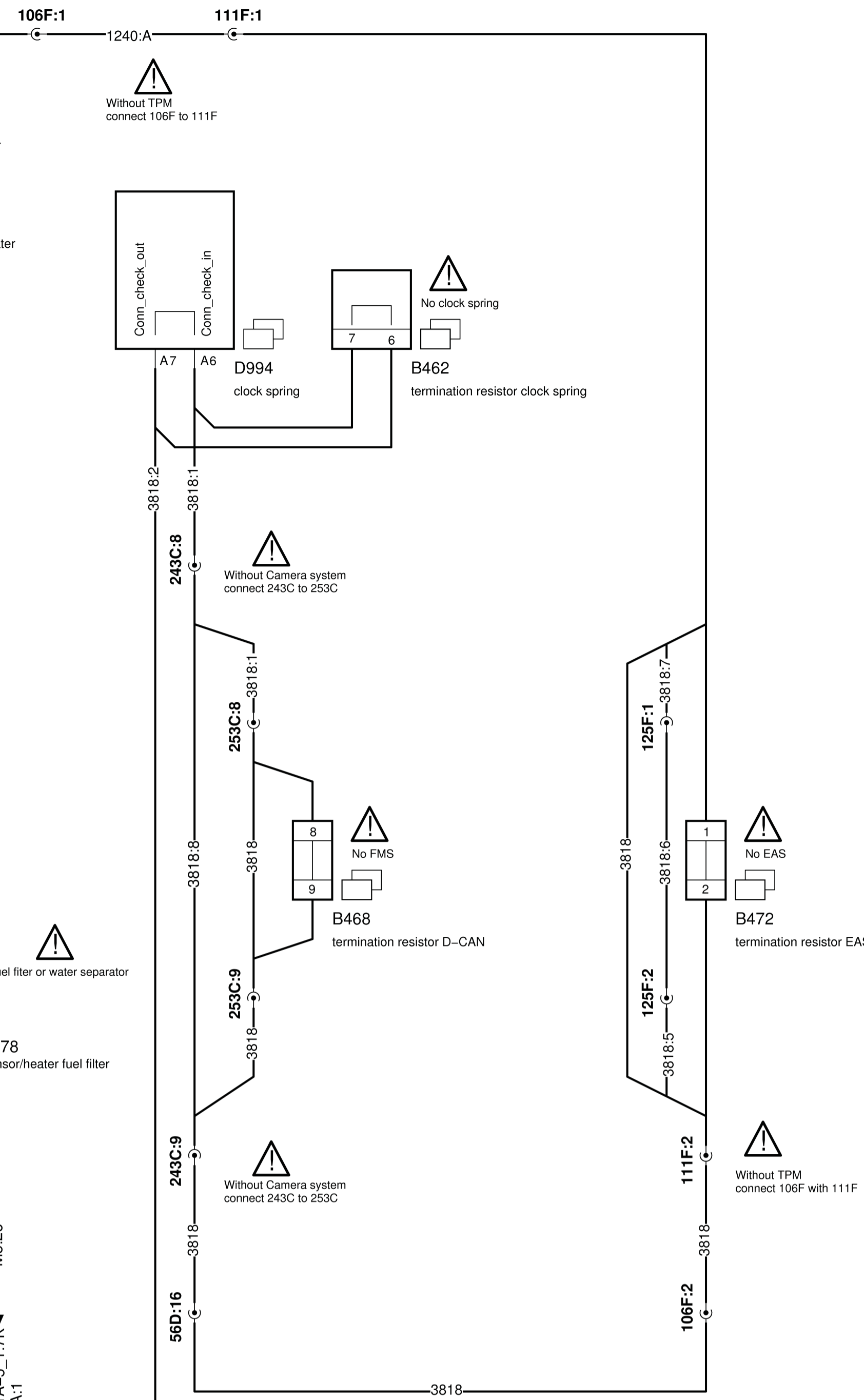
application_dependent_DI

coolant_level_AI

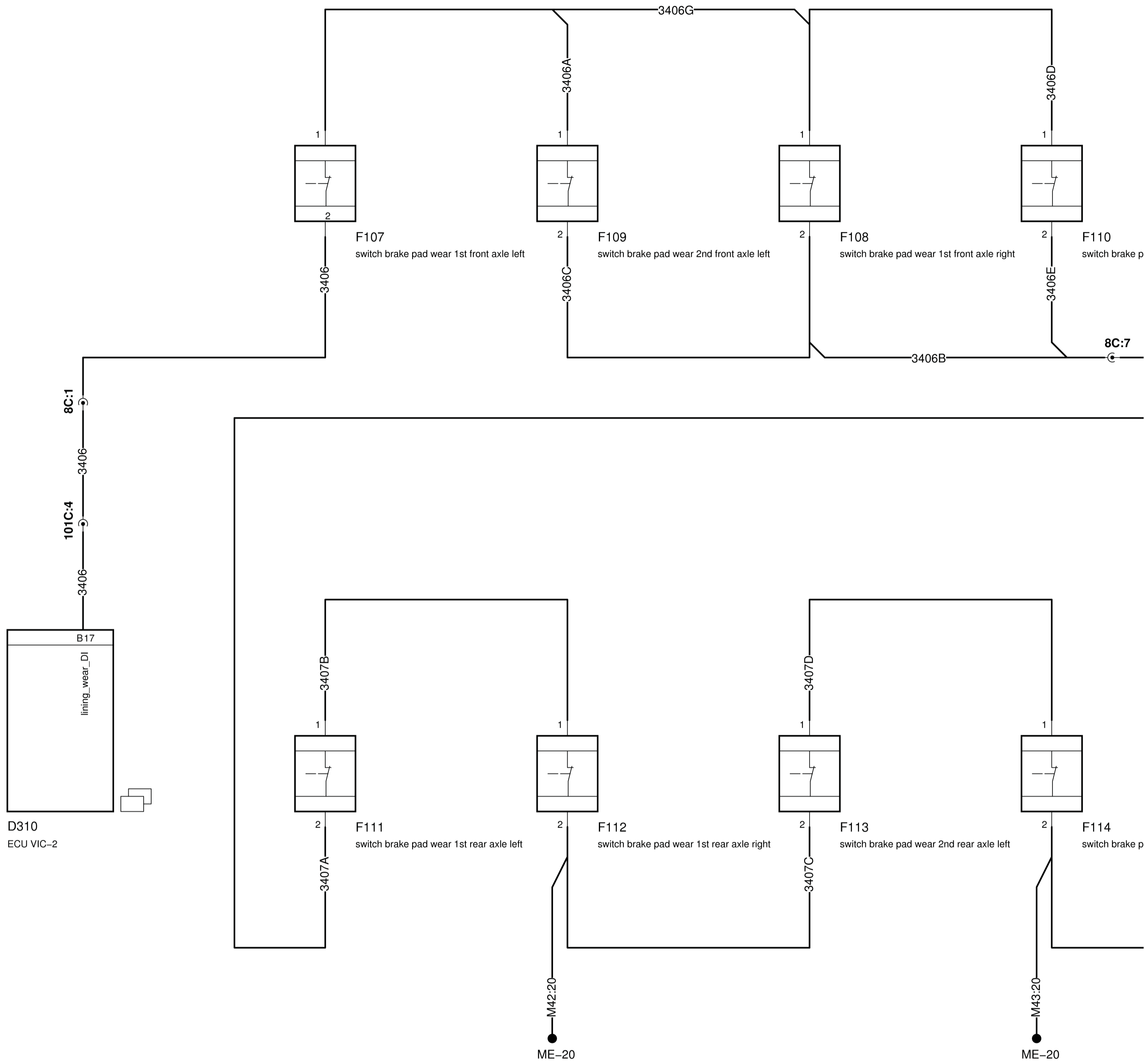
air_pressure_gnd

air_pressure_1_AI

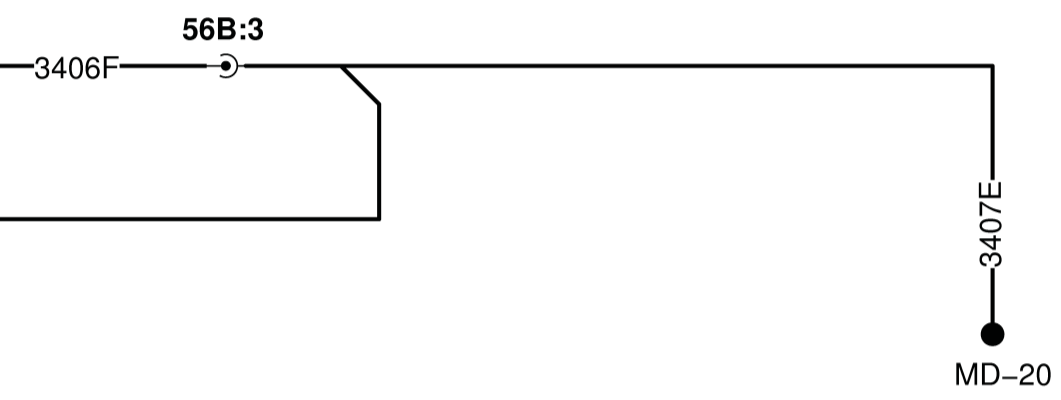




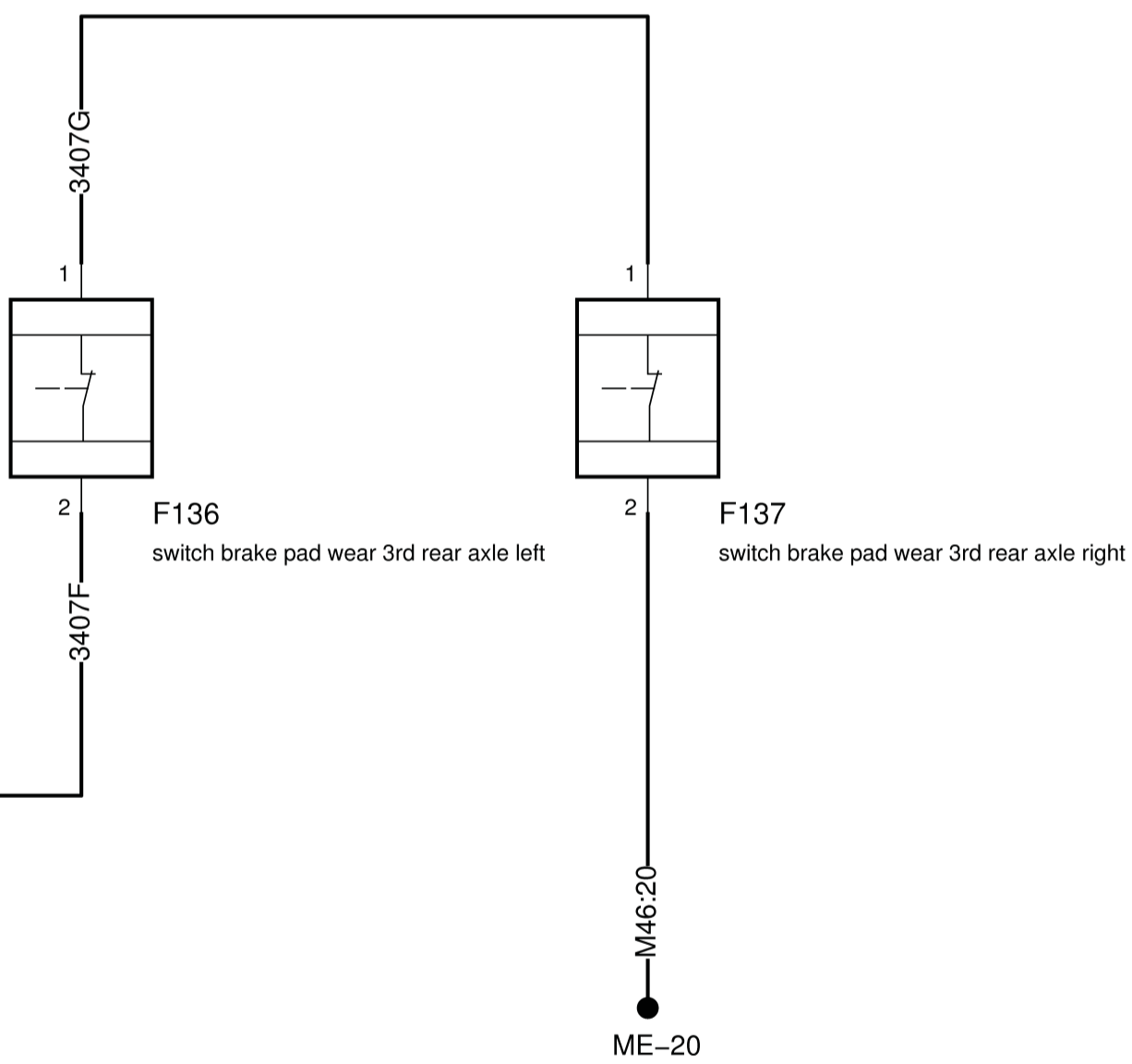
See RD27_SaberOS1 For location see Saber homepage		070914	EVH	18130	00
modification description		date	drawn by	auth. by	mod. no. / issue
general tolerances	Zie tek.	tolerance principle	title		
for drawing interpretation, see DAF standard:		material	Vehicle control system VIC-2		
TKB 00801-033		heat/surface treatment	Warning signals		
surfaces/corners	10680	size	scale	sheet	
authorised by	date	paint specification	A1	1 : 2	
drawn by	date	prod.grp.spec.	third angle projection		This drawing is the property of DAF-Tuuske N.V., Eindhoven. The Netherlands and may not be copied in whole or in part without the prior written consent of the owner.
E. v Hunsel	070914	spec. indication	DAF		
master no.	Replacement for	1644430	CAD - Saber	Service number	1791306 / 00
					10B-6



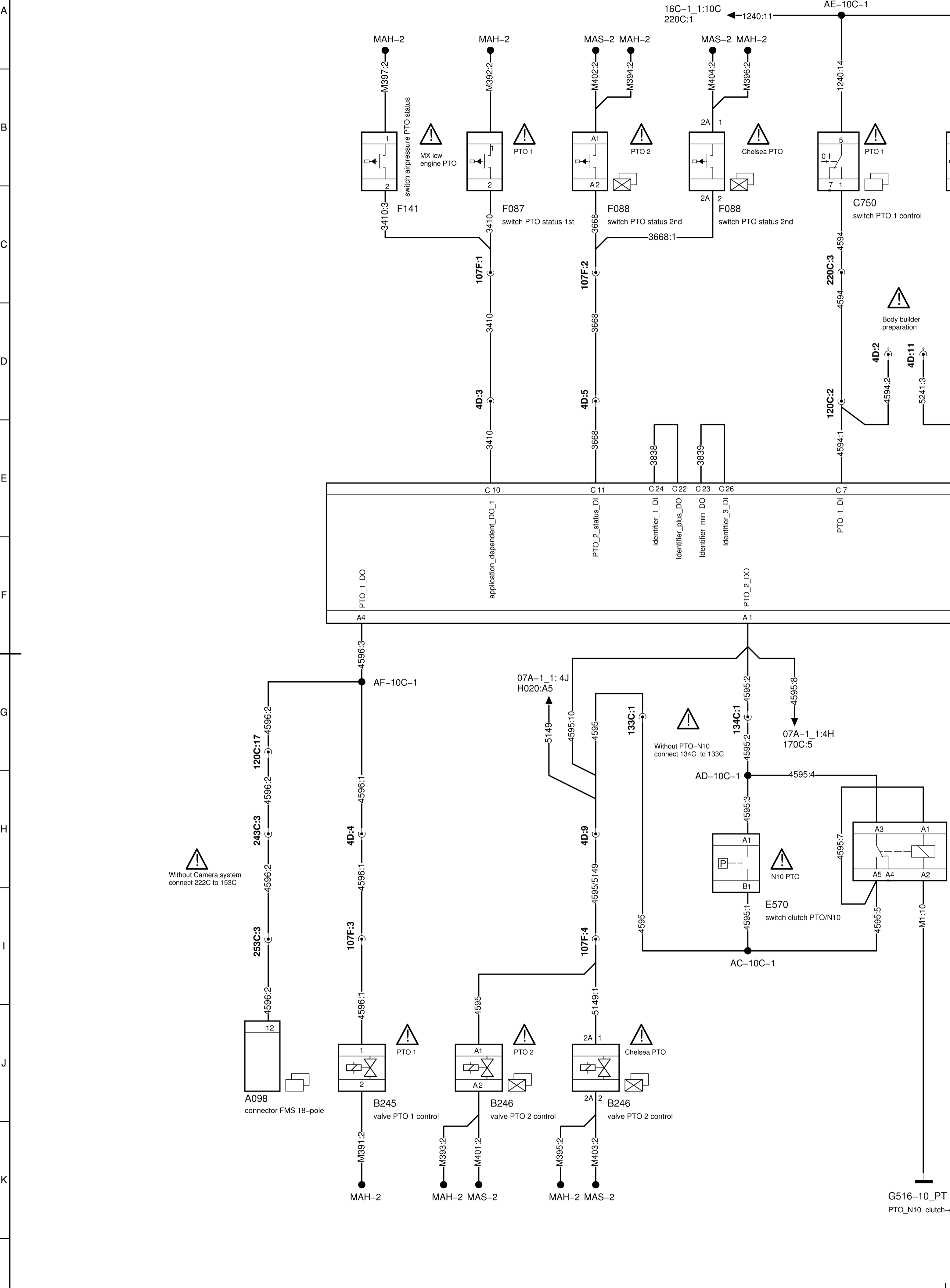
pad wear 2nd front axle right



pad wear 2nd rear axle right



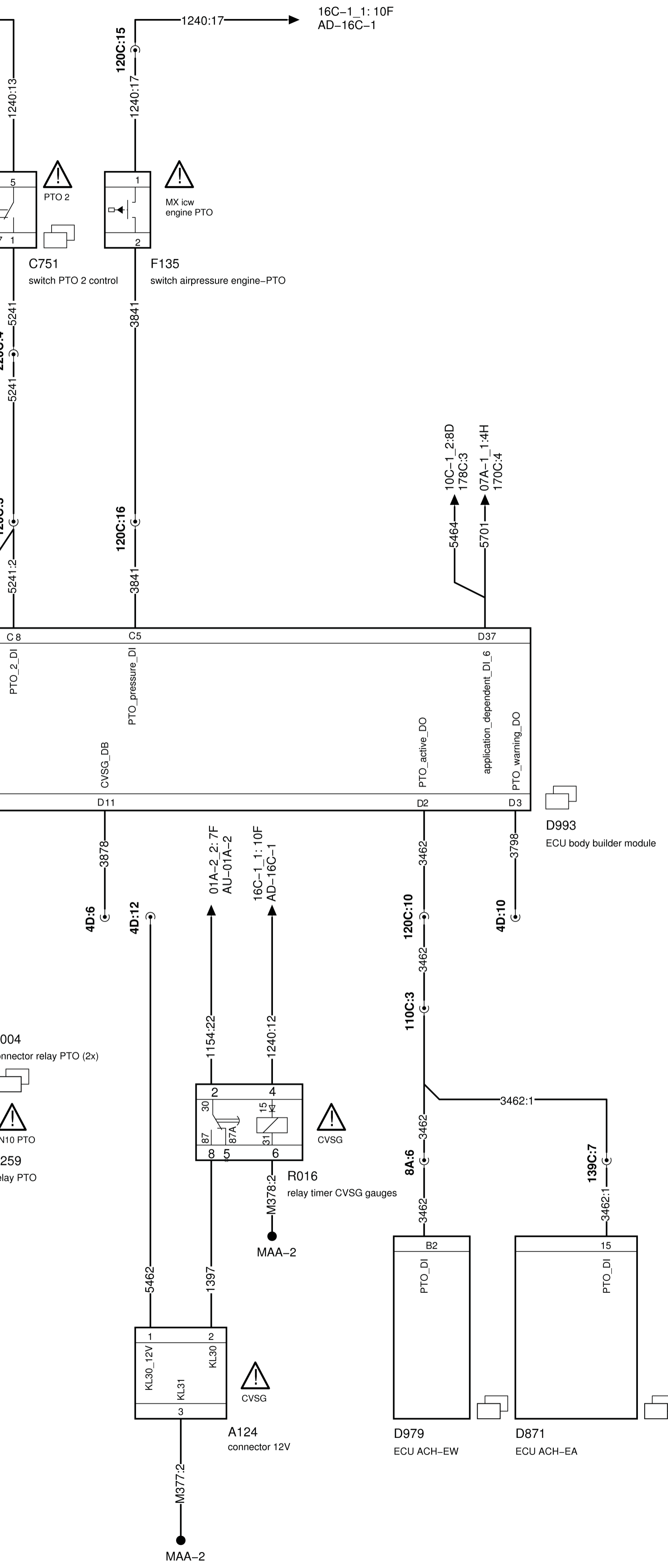
See RD27, SaberOS1. For location see Saber homepage		070914	EvH	18130	00
modification description		date	drawn by	auth. by	mod. no.
general tolerances	Zie tek.	tolerance principle	title		
for drawing interpretation, see DAF standard:	TKB 00801-033	material	Vehicle control system VIC-2 Warning signals		
surfaces/corners	10680	heat/surface treatment	size	scale	sheet
authorised by		paint specification	A1	2 : 2	
drawn by	E. v Hunsel	date	070914	prod.grp.spec.	spec. indication
master no.		Replacement for	1644430	CAD - Saber	Service number
					1791306 / 00
					10B-6



Without Camera system
connect 222C to 153C

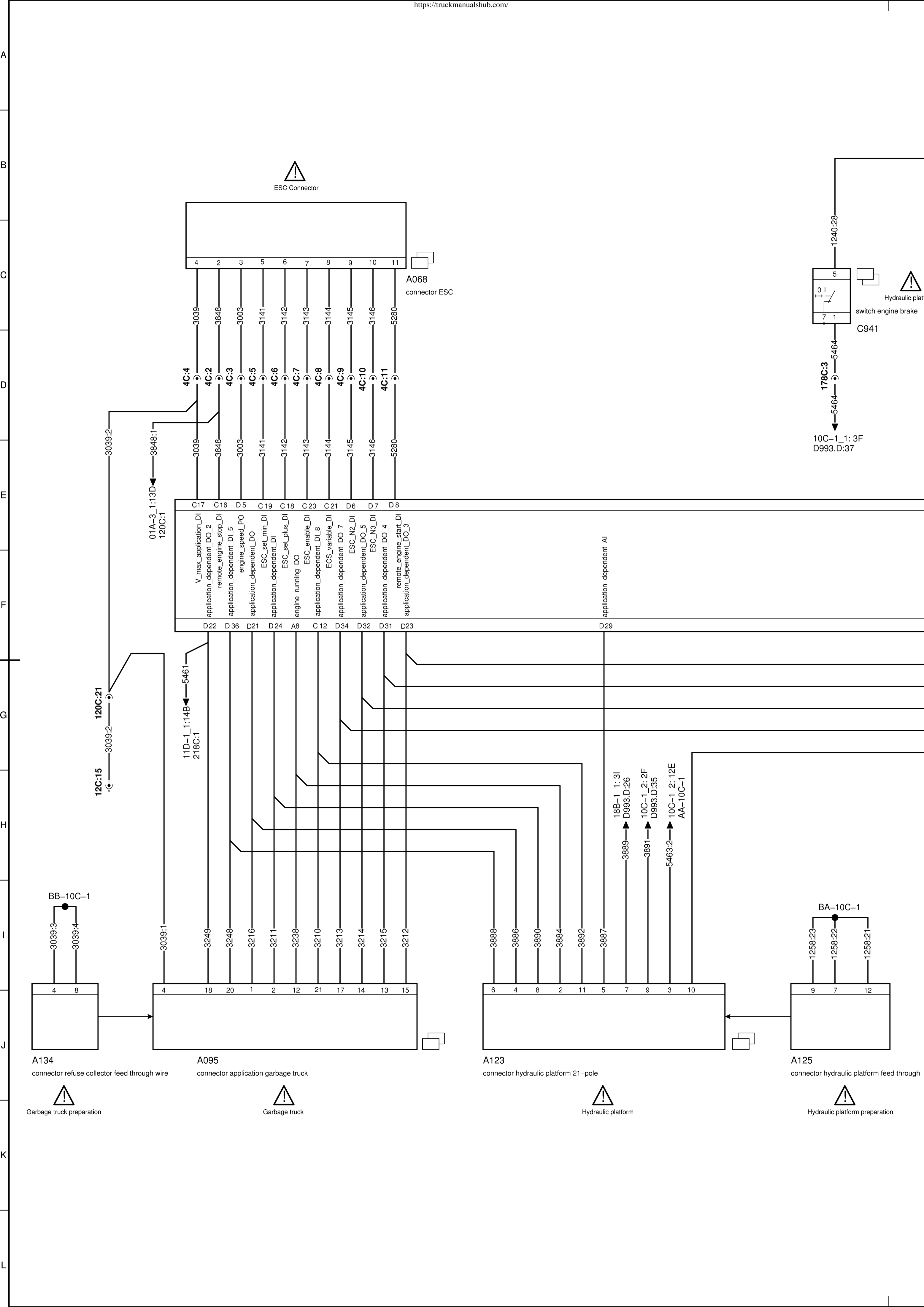
Without PTO-N10
connect 134C to 133C

G516-10_PT
PTO_N10 clutch-cor

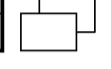


See RD33_SaberOS1 For location see Saber homepage		081127	Bs			00
modification description		date	drawn by	auth. by	mod. no.	issue
general tolerances		Zie tek.		tolerance principle		
for drawing interpretation, see DAF standard:		TKB 00801-033		material		
surfaces/corners		10680		size		sheet
authorised by		date		paint specification		scale
drawn by		081127		prod.grp.spec.		1 : 2
master no.		Replacement for 1794009		spec. indication		DAF
				drawing / issue number		1819614 / 00
				CAD - Saber		Service number 10C-1

A
B
C
D
E
F
G
H
I
J
K



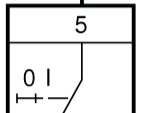
ESC Connector



A068 connector ESC



Hydraulic platform switch engine brake



C941

10C-1_1:3F D993.D:37

BB-10C-1

BA-10C-1

A134 connector refuse collector feed through wire

A095 connector application garbage truck

A123 connector hydraulic platform 21-pole

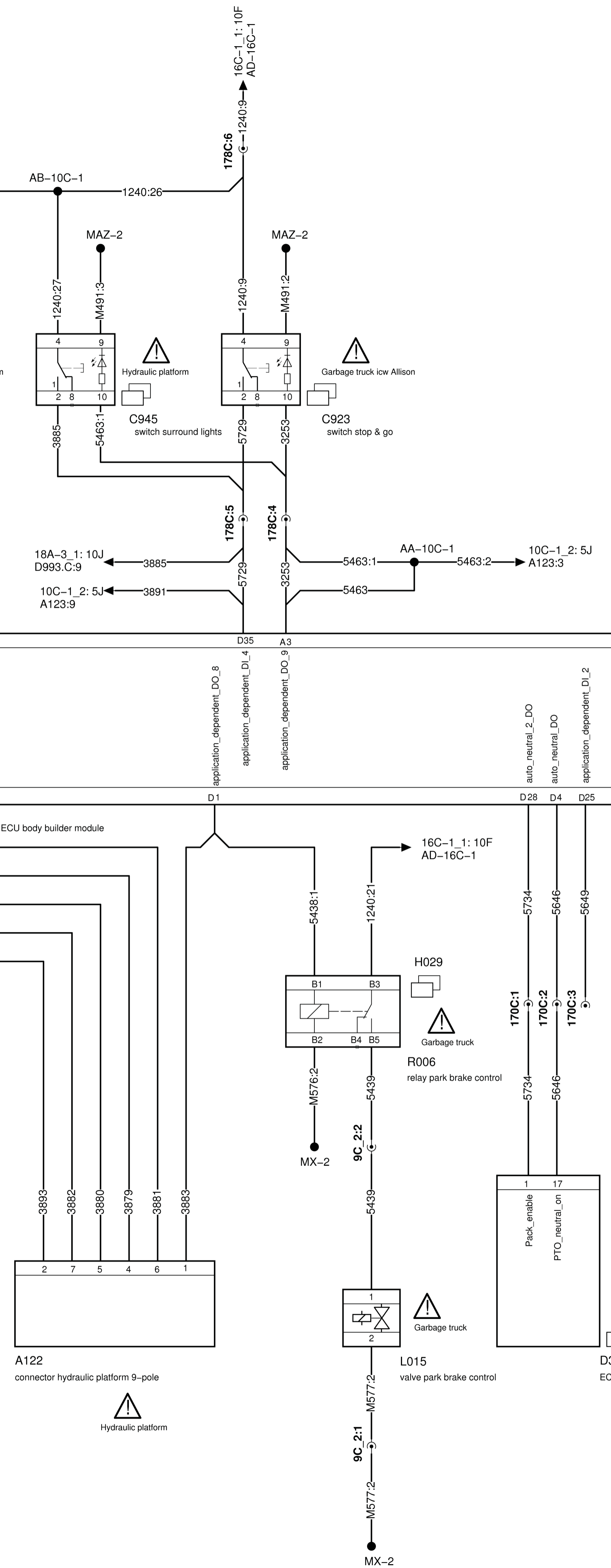
A125 connector hydraulic platform feed through

Garbage truck preparation

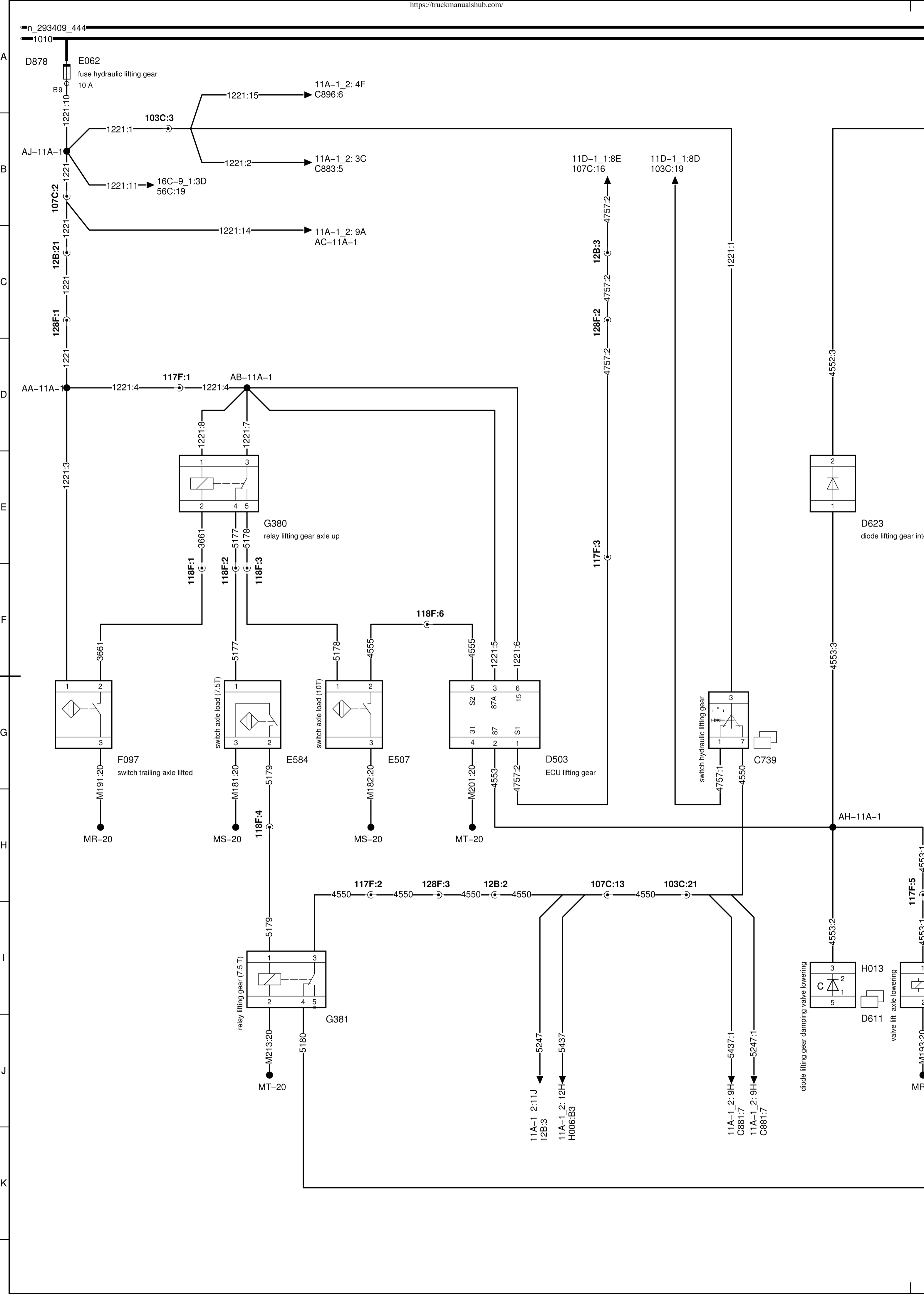
Garbage truck

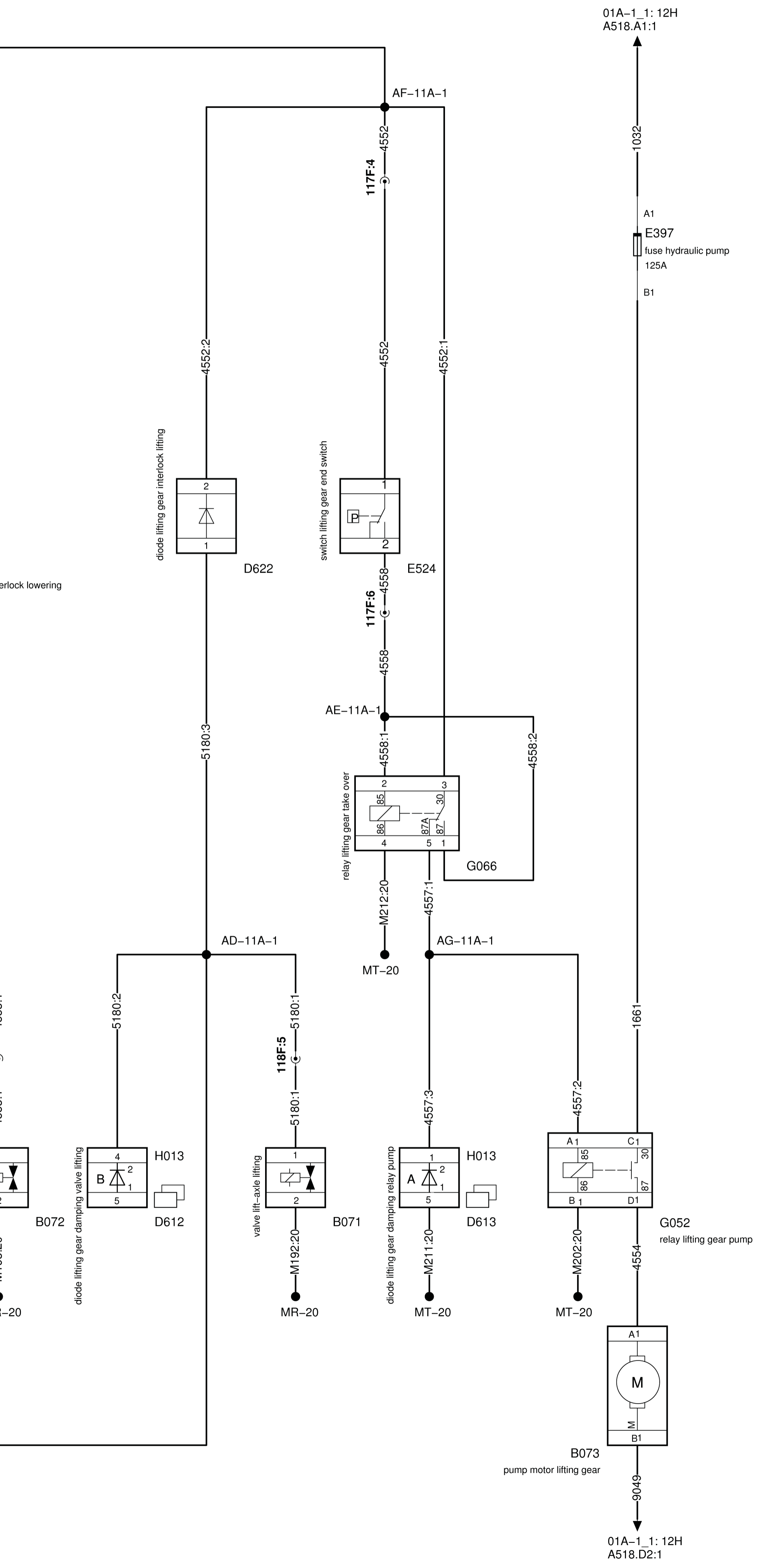
Hydraulic platform

Hydraulic platform preparation

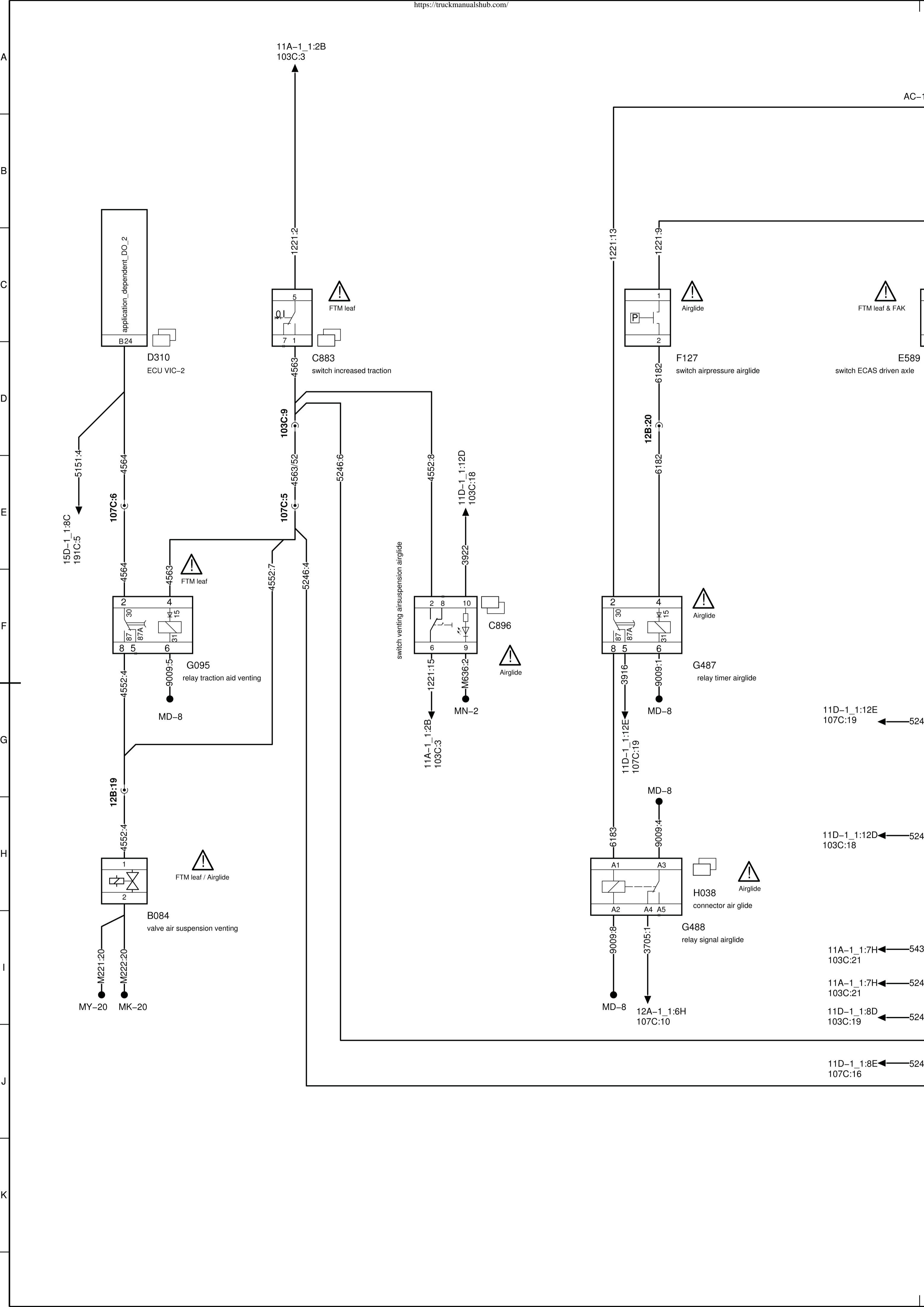


See 'RD33 SaberDS1' For location see Saber homepage		081127	BS			00
modification description		date	drawn by	auth. by	mod. no.	issue
general tolerances according drawing		tolerance principle		title Vehicle control system Body builder module (BBM)		
for drawing interpretation, see DAF standard: TKB 00801-033		material		sheet 2 : 2		
surfaces/corners 10680		heat/surface treatment		size A1	scale	
authorised by	date	paint specification		third angle projection		This drawing is the property of DAF-Trucks N.V. Eindhoven, The Netherlands and may not be copied in whole or in part without the prior written consent of the owner.
drawn by B Salden	date 081127	prod.grp.spec.	spec. indication	DAF		
master no.	Replacement for	1794009		CAD - Saber	Service number	10C-1





See 'RD31_SaberDS1...' For location see Saber homepage	080429	RTh		02
See 'RD31_SaberDS1...' For location see Saber homepage	080417	SB		01
See 'RD28_SaberDS1...' For location see Saber homepage	071204	MP		00
modification description	date	drawn by	auth. by	mod. no.
general tolerances	Zie tek.		tolerance principle	title
for drawing interpretation, see DAF standard:	TKB 00801-033		material	Suspension system Axle lifting
surfaces/corners	heat/surface treatment	size	scale	sheet
authorised by	date	paint specification	A1	1 : 2
drawn by	date	prod.grp.spec.	third angle projection	This drawing is the property of DAF - Trucks N.V., Eindhoven, The Netherlands and may not be copied in whole or in part without the prior written consent of the owner.
master no.	071204	spec. indication	DAF	drawing / issue number
	Replacement for 1644433		CAD - Saber	1785332 / 02
				Service number 11A-1



AC-11

11D-1_1:12E
107C:19 ← 5245:

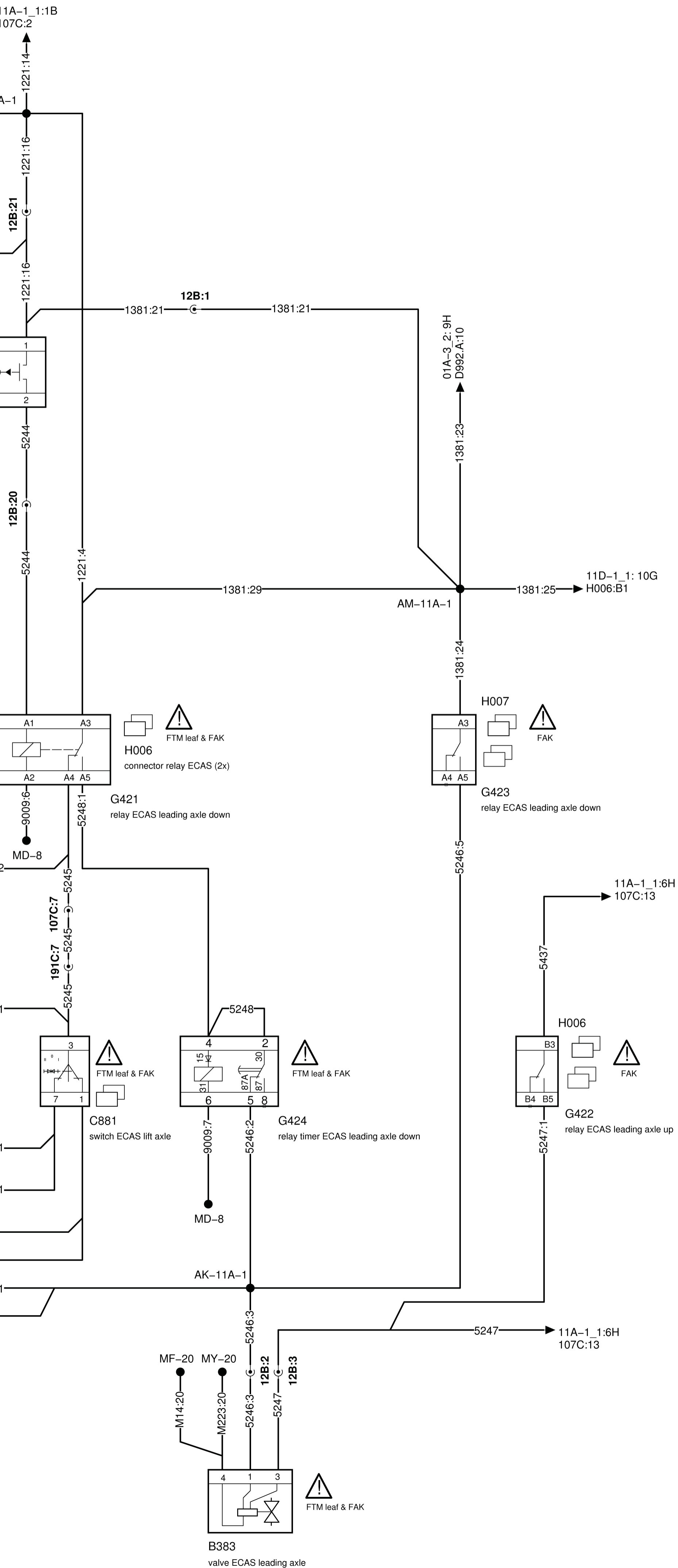
11D-1_1:12D ← 5245:
103C:18

11A-1_1:7H ← 5437:
103C:21

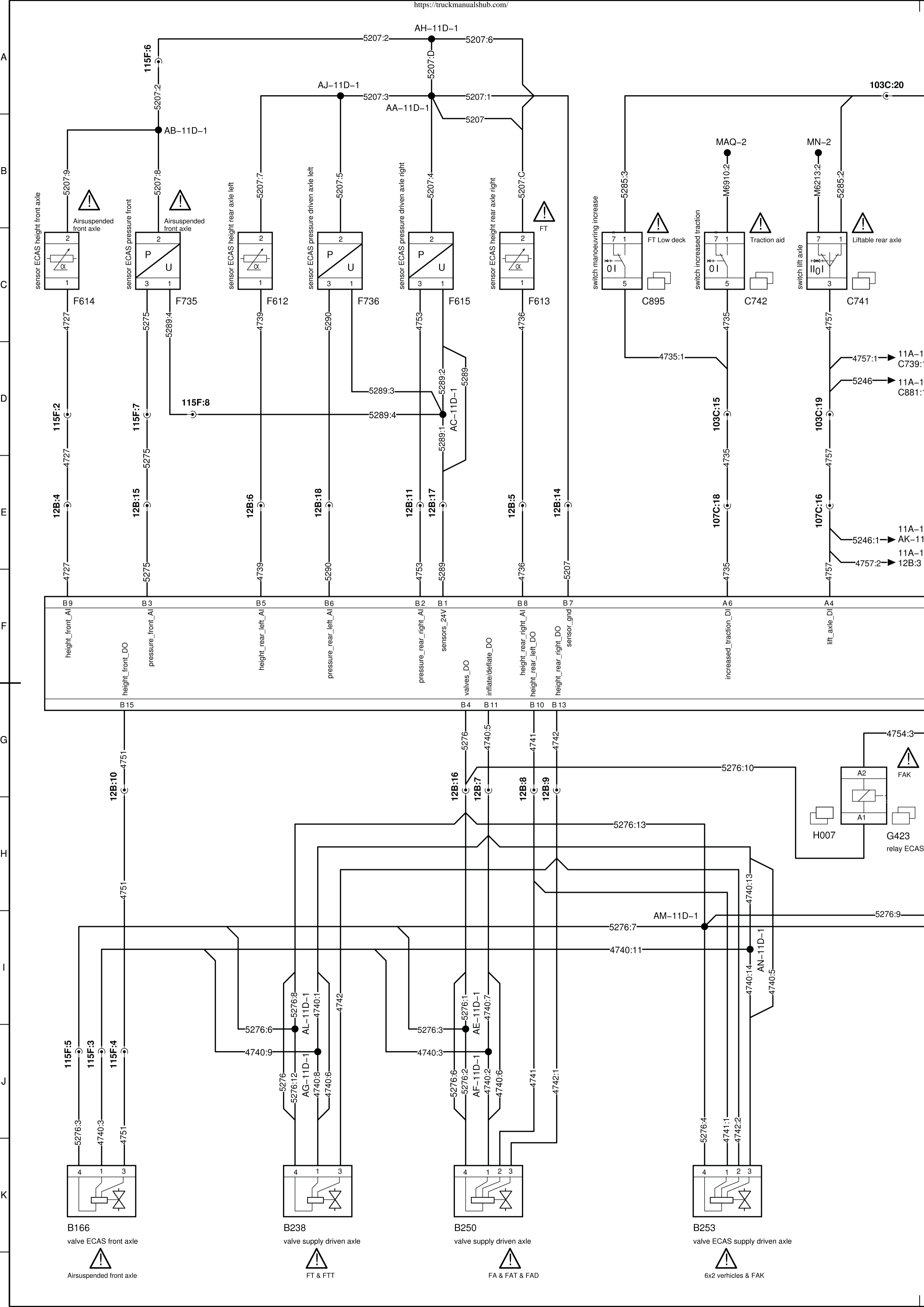
11A-1_1:7H ← 5247:
103C:21

11D-1_1:8D ← 5246-
103C:19

11D-1_1:8E ← 5246:
107C:16

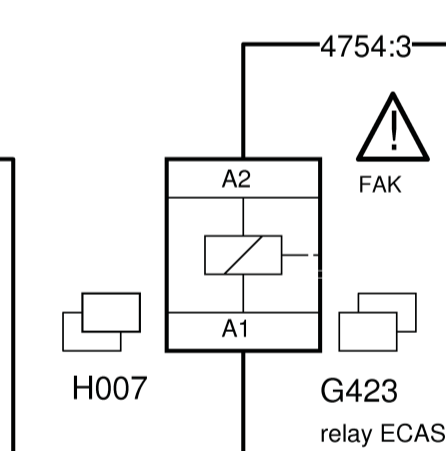


See 'RD31_SaberDS1_ref' doc; For location see Saber homepage	080429	RTh		02
See 'RD31_SaberDS1' For location see Saber homepage	080417	SB		01
See 'RD28_SaberDS1' For location see Saber homepage	071204	MP		00
modification description	date	drawn by	auth. by	mod.no.
general tolerances	Zie tek.		tolerance principle	title
for drawing interpretation, see DAF standard:	TKB 00801-033		material	Suspension system Axle lifting
surfaces/corners		heat/surface treatment	size	scale
authorised by	date	paint specification	A1	2 : 2
drawn by	date	prod.grp.spec.	third angle projection	
M Putmans	071204	spec. indication	This drawing is the property of DAF-Trucks N.V. Eindhoven, The Netherlands and may not be copied in whole or in part without the prior written consent of the owner	
master no.	Replacement for	1644433	DAF	drawing / issue number
			CAD - Saber	1785332 / 02
				Service number
				11A-1

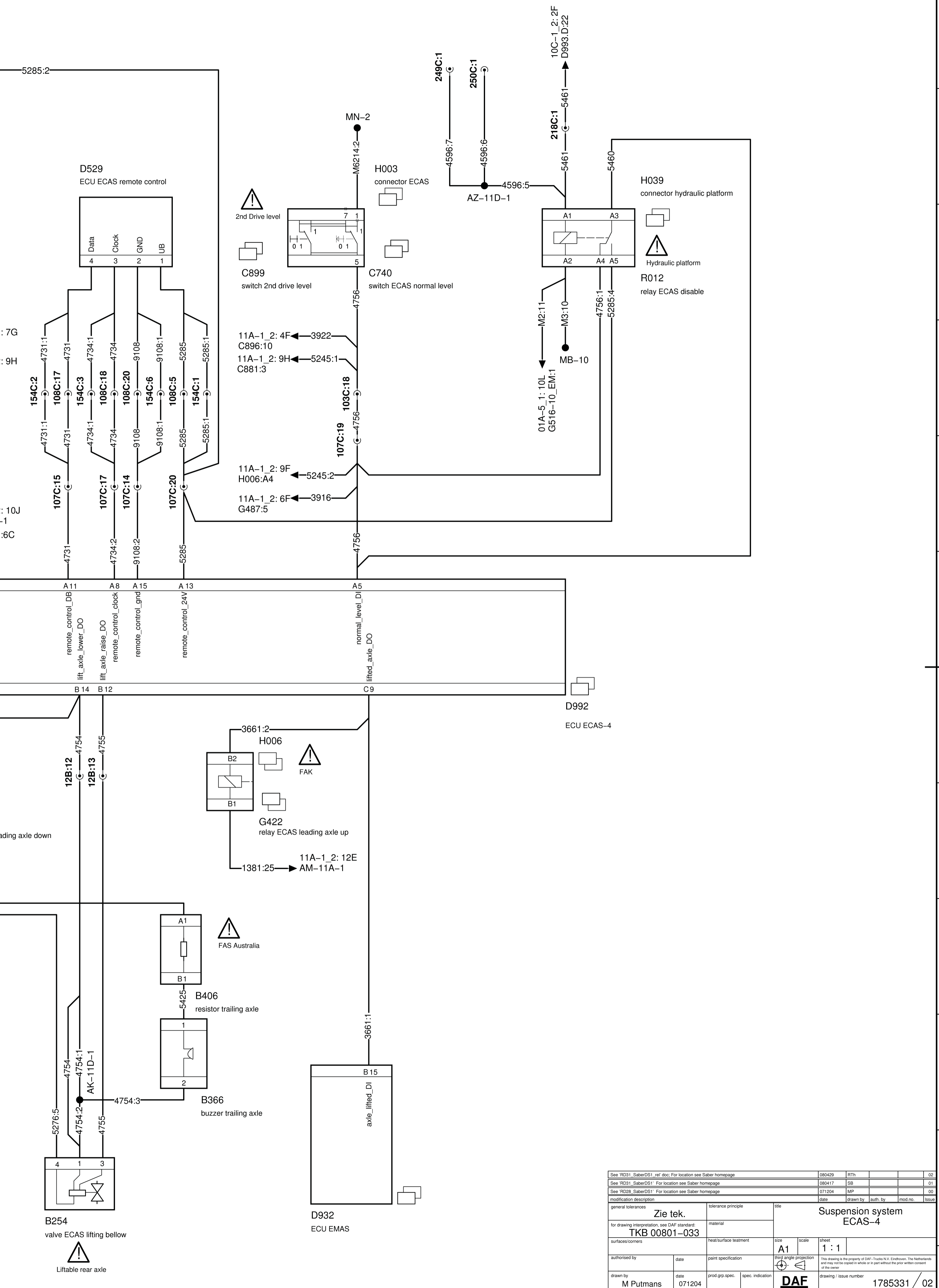


A
B
C
D
E
F
G
H
I
J
K

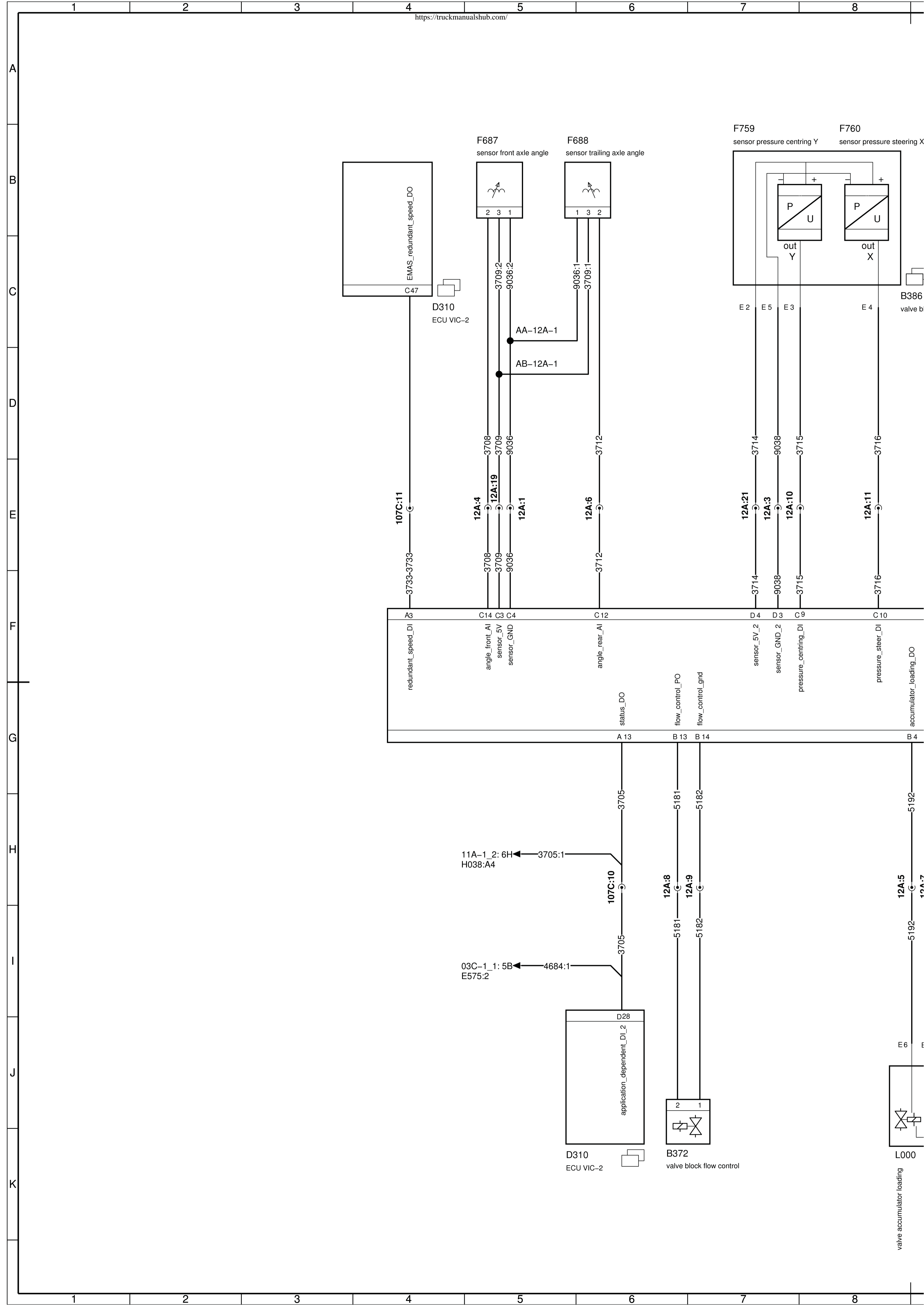
B166 valve ECAS front axle
B238 valve supply driven axle
B250 valve supply driven axle
B253 valve ECAS supply driven axle



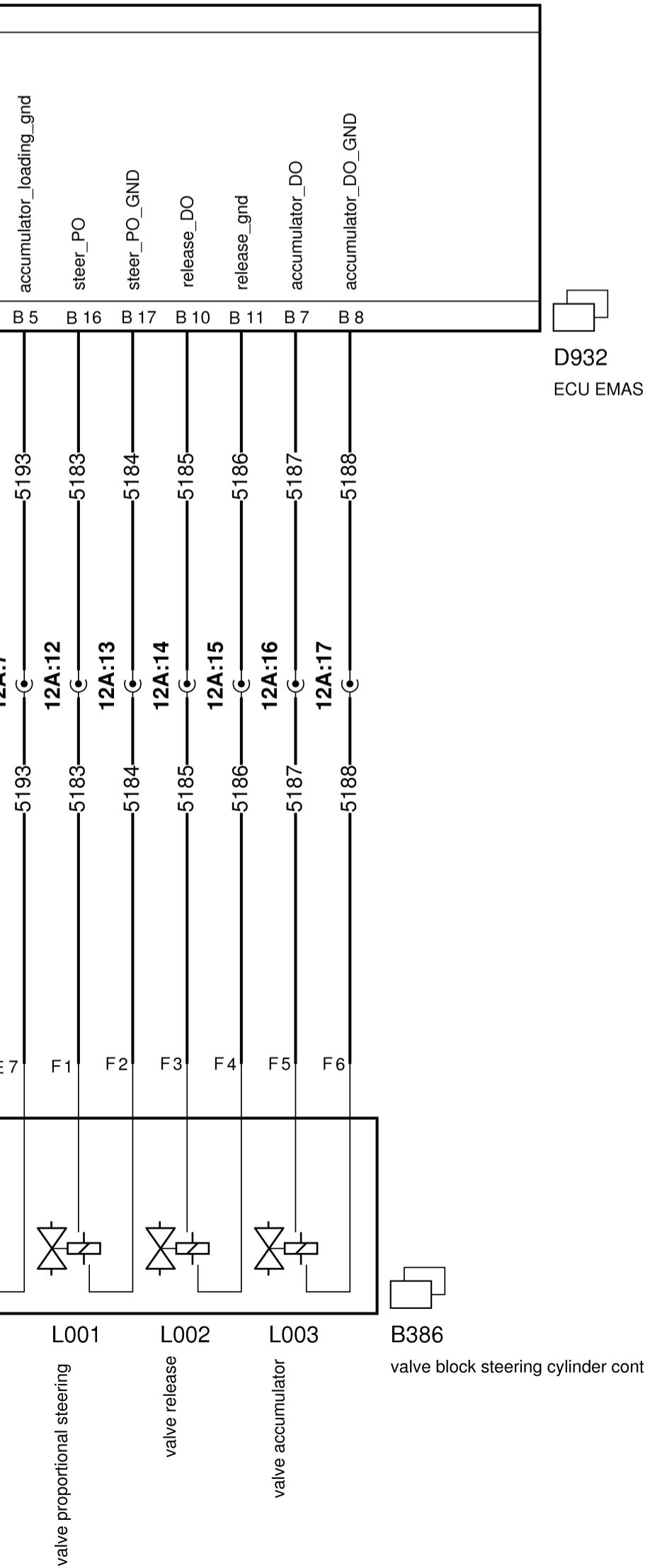
1 2 3 4 5 6 7 8



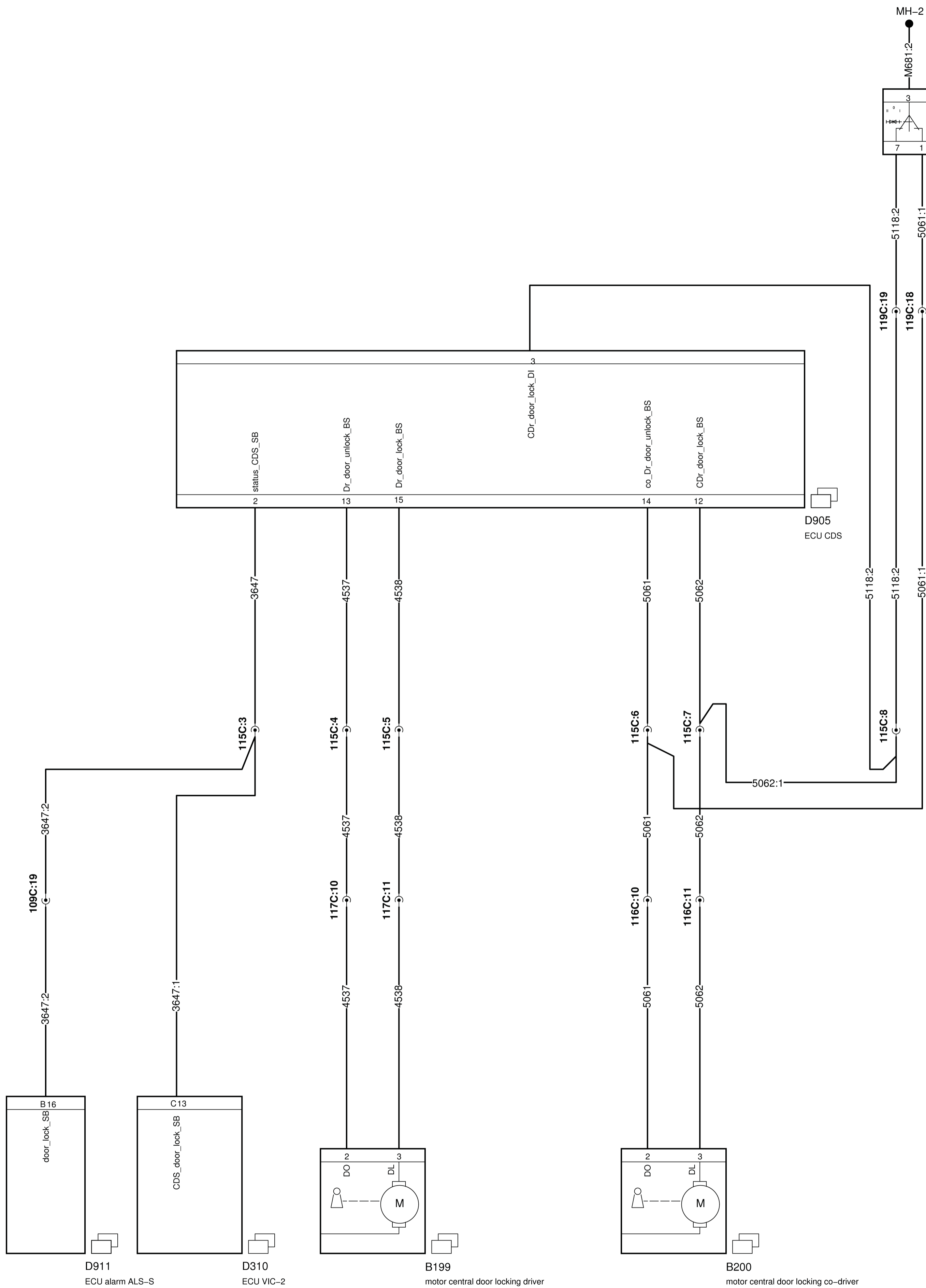
See 'RD31_SaberOS1'.ref doc; For location see Saber homepage	080429	RTh			02
See 'RD31_SaberOS1'.ref doc; For location see Saber homepage	080417	SB			01
See 'RD29_SaberOS1'.ref doc; For location see Saber homepage	071204	MP			00
modification description	date	drawn by	auth. by	mod. no.	issue
general tolerances	Zie tek.		tolerance principle	title	
for drawing interpretation, see DAF standard:	TKB 00801-033		material	Suspension system ECAS-4	
surfaces/corners	size	scale	sheet		
authorised by	date	paint specification	sheet angle projection	This drawing is the property of DAF - Trucks N.V., Eindhoven, The Netherlands and may not be copied in whole or in part without the prior written consent of the owner.	
drawn by	date	prod.grp.spec.	spec. indication	drawing / issue number	
M Putmans	071204			DAF 1785331 / 02	
master no.	Replacement for	1662358	CAD - Saber	Service number	11D-1




lock steering cylinder control



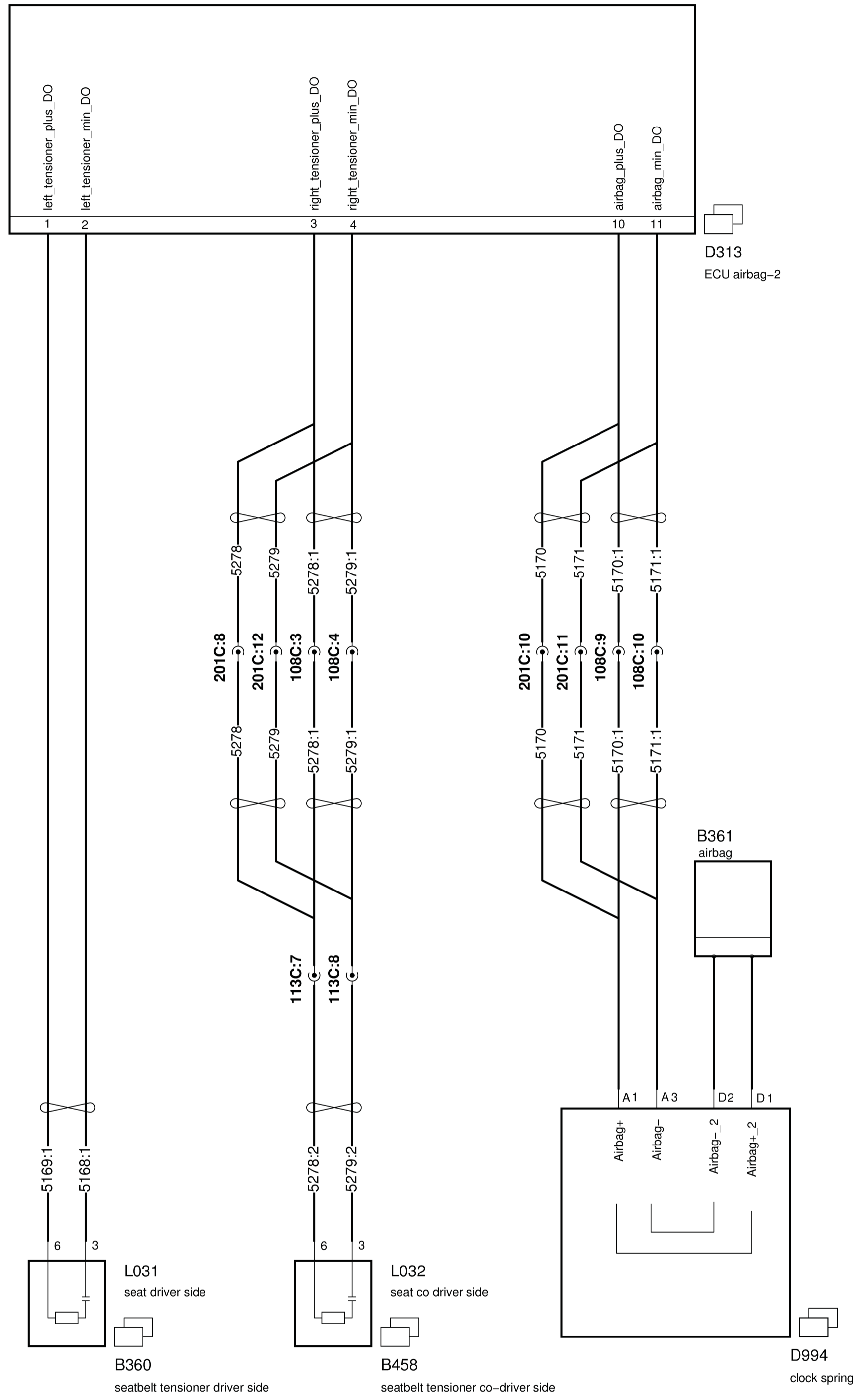
See 'RD27_SaberDS1' For location see Saber homepage	071030	MP			07
See 'RD1_SaberDS1' For location see Saber homepage	050518	MP			06
Variant for Foden added	050615	MP			05
Variant 125 changed in 0125	050421	MP		10680	04
Sheet size changed to A1	050125	MP			03
Connector changed B372-F687-F688	041104	R.Thijjs		10680	02
CHANGES BATCH 1B	040620	JKR		10680	01
modification description	date	drawn by	auth. by	mod. no.	Issue
general tolerances	Zie tek.		tolerance principle	title	
for drawing interpretation, see DAF standard:	TKB 00801-033		material	Steering control system EMAS	
surfaces/corners	10680	heat/surface treatment	size	scale	sheet
authorised by	date	paint specification	A1	1 : 1	
drawn by	date	prod.grp.spec.	Blind angle projection		This drawing is the property of DAF-Tuuske N.V., Eindhoven. The Netherlands and may not be copied in whole or in part without the prior written consent of the owner.
CM/Detech	040420	spec. indication			
master no	Replacement for			drawing / issue number	1644436 / 07
		CAD - Saber		Service number	12A-1

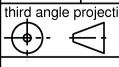



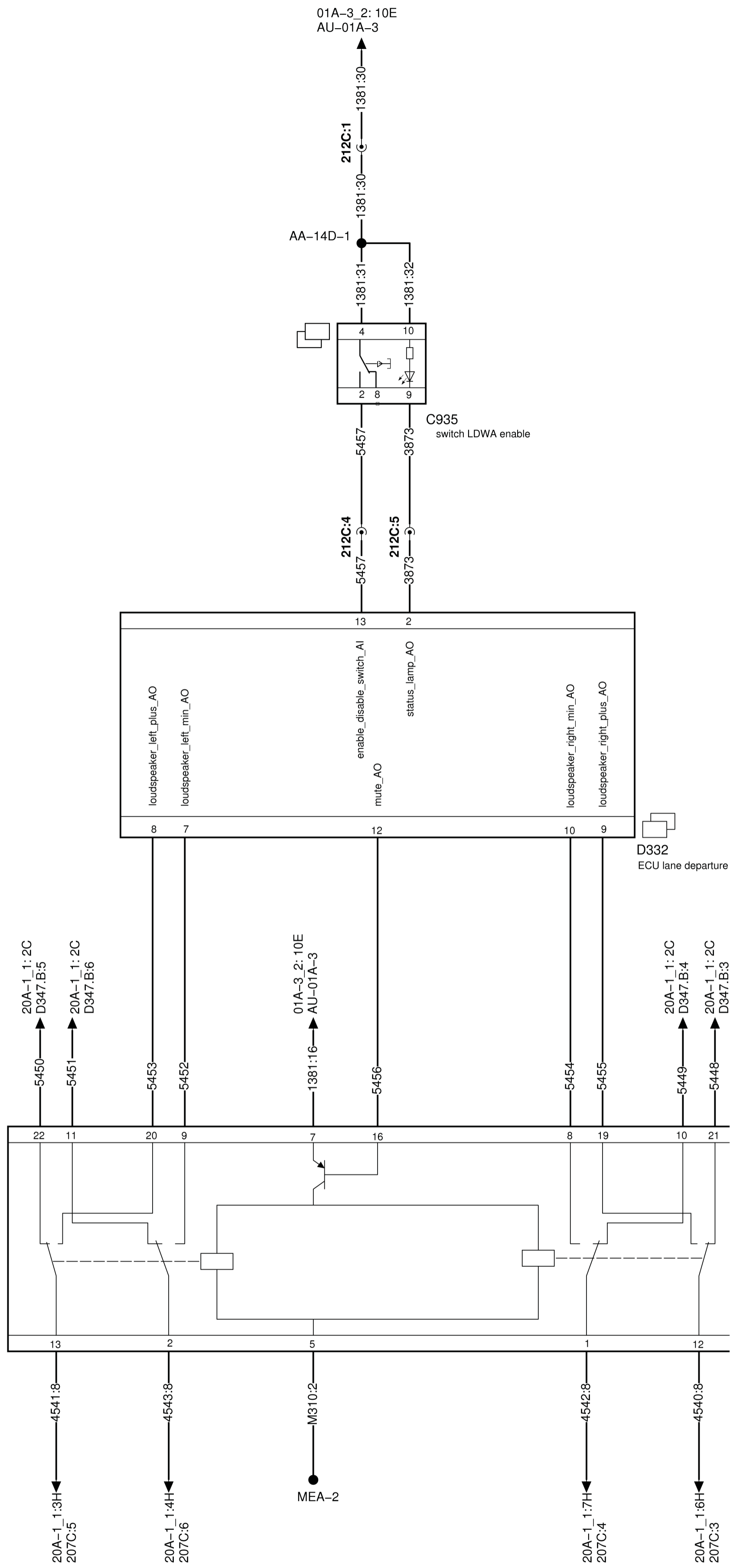
C774
switch central door lock



See 'RD27_SaberDS1' For location see Saber homepage		071030	MP			06
See 'RD1_SaberDS1' For location see Saber homepage		050908	GH			05
Connector 115C warning symbol added		050705	GH		10680	04
Pin name D911 changed		050518	MP			03
Door changed to new status		050314	MP		63817	02
New drawing methode adapted		050117	MP		10680	01
modification description		date	drawn by	auth. by	mod. no.	issue
general tolerances		tolerance principle		title		
Zie tek.				Door control system Door locking, CDS-3		
for drawing interpretation, see DAF standard: TKB 00801-033		material				
surfaces/corners		heat/surface treatment		size	scale	sheet
10680				A1	1 : 1	
authorised by		date	paint specification	third angle projection		This drawing is the property of DAF - Trucks N.V., Eindhoven. The Netherlands and may not be copied in whole or in part without the prior written consent of the owner.
drawn by CM/Detech		040420	prod.grp.spec. spec. indication			
master no		Replacement for		drawing / issue number		
				DAF		1644437 / 06
				CAD - Saber		Service number 13A-1



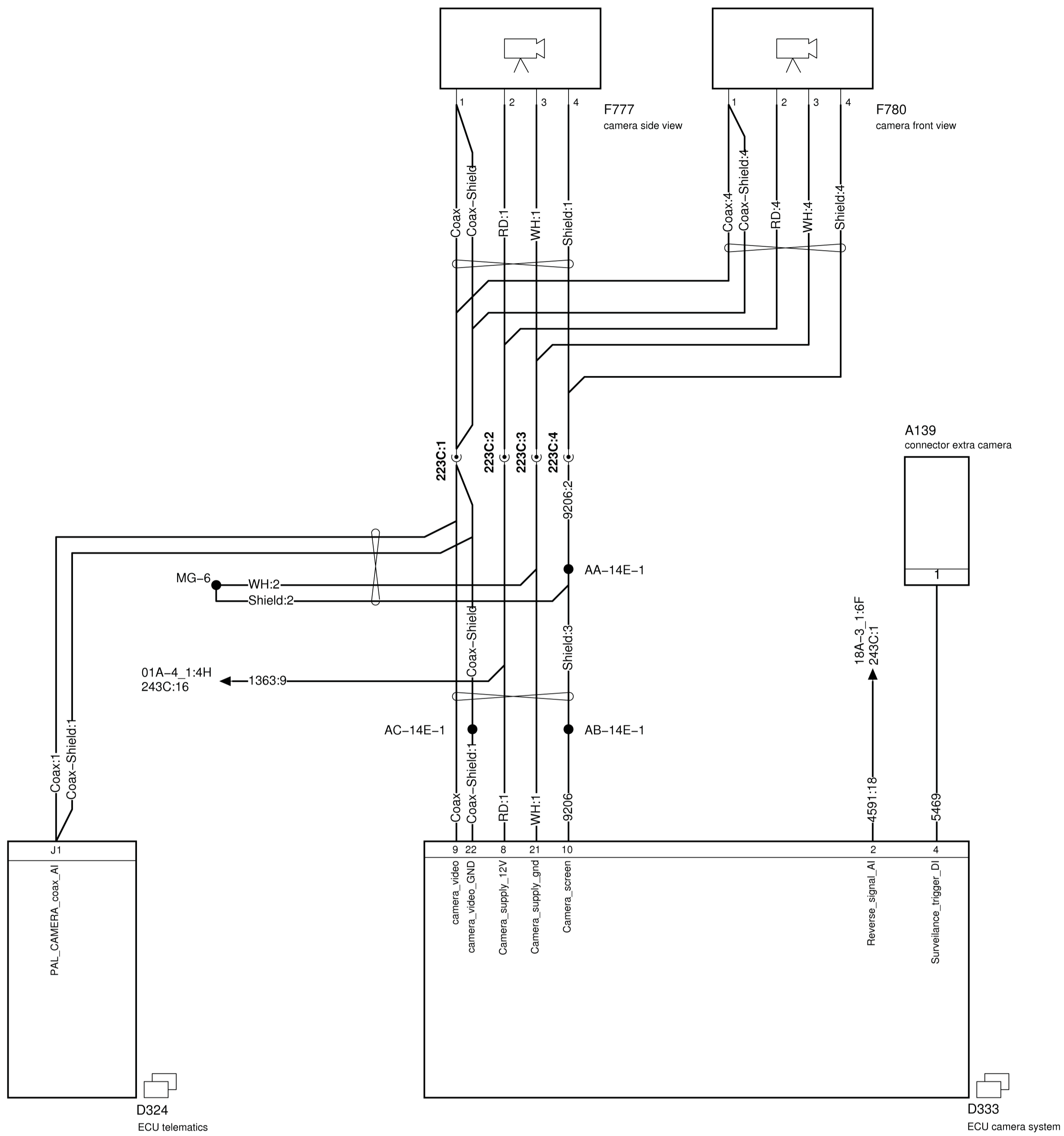
See 'RD27_SaberOS1' For location see Saber homepage				071019	EvH		10877	00
modification description		date	drawn by	auth. by	mod. no.	issue		
general tolerances		Zie tek.		tolerance principle	title			
for drawing interpretation, see DAF standard:		TKB 00801-033		material	Safety system Airbag-2			
surfaces/corners		10680	heat/surface treatment	size	scale	sheet		
authorised by		date	paint specification	A1	1 : 1			
drawn by		071019	prod.grp.spec.			<small>This drawing is the property of DAF-Tuuske N.V., Eindhoven. The Netherlands and may not be copied in whole or in part without the prior written consent of the owner.</small>		
E v Hunsel		071019	spec. indication			drawing / issue number		
master no		Replacement for		1743583/00		CAD - Saber		Service number
								14A-1



warning

D355
ECU mute

See RD27 SaberDS1 For location see Saber homepage		071019	EvH	10877	00
modification description		date	drawn by	auth. by	mod. no.
general tolerances		tolerance principle		title	
according drawing		TKB 00801-033		Safety system Lane departure warning assistant	
for drawing interpretation, see DAF standard:		material		size	
surfaces/corners		heat/surface treatment		scale	
10820		third angle projection		sheet	
authorised by		date		1 : 1	
drawn by		date		drawing / issue number	
E. v Hunsel		071019		1793618 / 00	
master no		Replacement for		Service number	
1781638/01		CAD - Saber		14D-1	



D324 ECU telematics

D333 ECU camera system

A139 connector extra camera

F777 camera side view

F780 camera front view

9	10	11	12	13	14	15	16	17
https://truckmanualshub.com/								
								A
								B
								C
								D
								E
								F
								G
								H
								I
								J
								K
								L

See 'RD30_SaberDS1' For location see Saber homepage	080325	MP				07
See 'RD28_SaberDS1' For location see Saber homepage	071203	MP				06
See 'RD27_SaberDS1' For location see Saber homepage	071030	MP				05
Splice AC-14E-1 removed	070412	MP				04
See 'RD20_SaberDS1_ref doc: For location see Saber homepage	070307	MP				03
Shield 2 changed into 9206 and Shield:1 changed into 9206:1	070207	MP				02
See 'RD19_SaberDS1_ref doc: For location see Saber homepage	070130	MP				01
See 'RD18_SaberDS1_ref doc: For location see Saber homepage	070110	MP			10830	00
modification description			date	drawn by	auth. by	mod. no.
general tolerances	according drawing		tolerance principle	title		
for drawing interpretation, see DAF standard:	TKB 00801-033		material	Safety system Camera		
surfaces/corners	10820	heat/surface treatment	size	scale	sheet	
authorised by	date	paint specification	third angle projection			
drawn by	date	prod.grp.spec.	spec. indication	DAF	drawing / issue number	
master no	Replacement for	1735025/00	CAD - Saber	Service number	1745294 / 07	14E-1

! Air heating icw thermostat

! Air heating icw timer



E566
switch thermostat airtronic

9003:1

4939

AA-15B-1

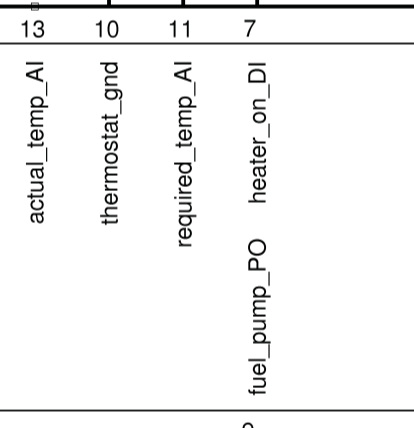
139C:8

5117:3

5117:3

15C-1_1:11E
139C:3

5117



13

10

11

7

9

actual_temp_AI

thermostat_gnd

required_temp_AI

fuel_pump_PO

heater_on_DI

D871
ECU ACH-EA

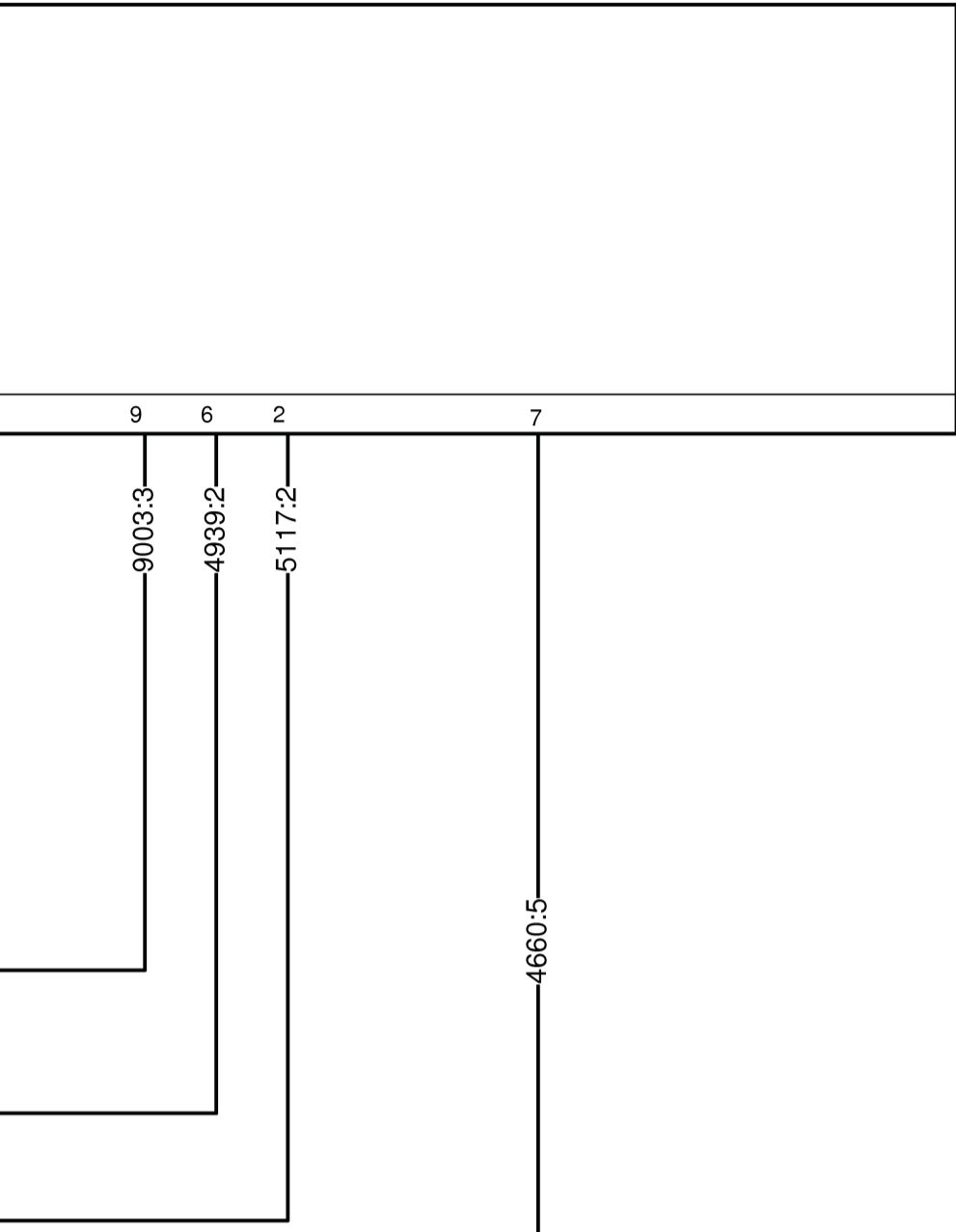
4936:1

139C:4

4936:1

15C-1_1:6H
110C:6

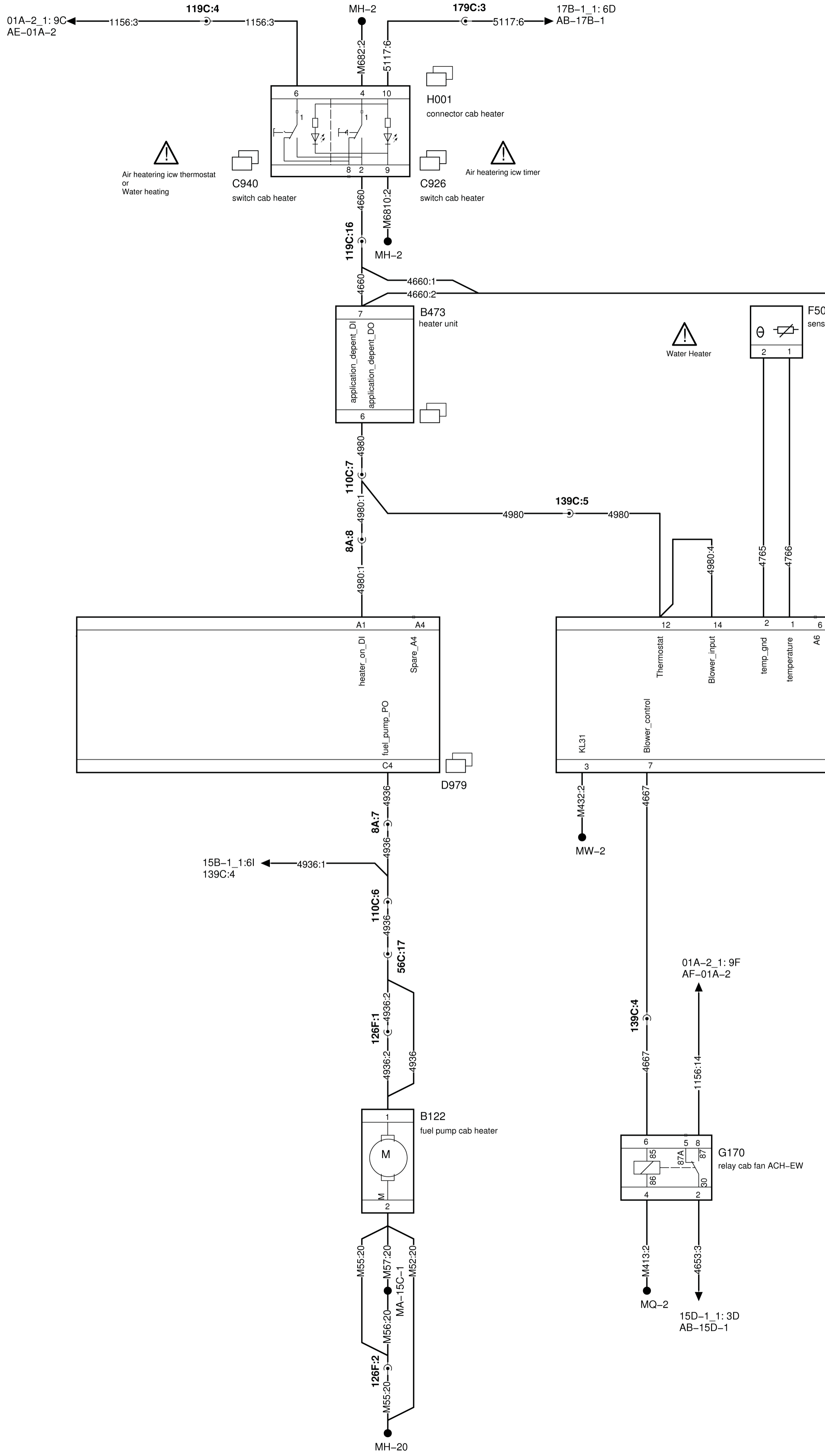
15C-1_1:10E
110C:12

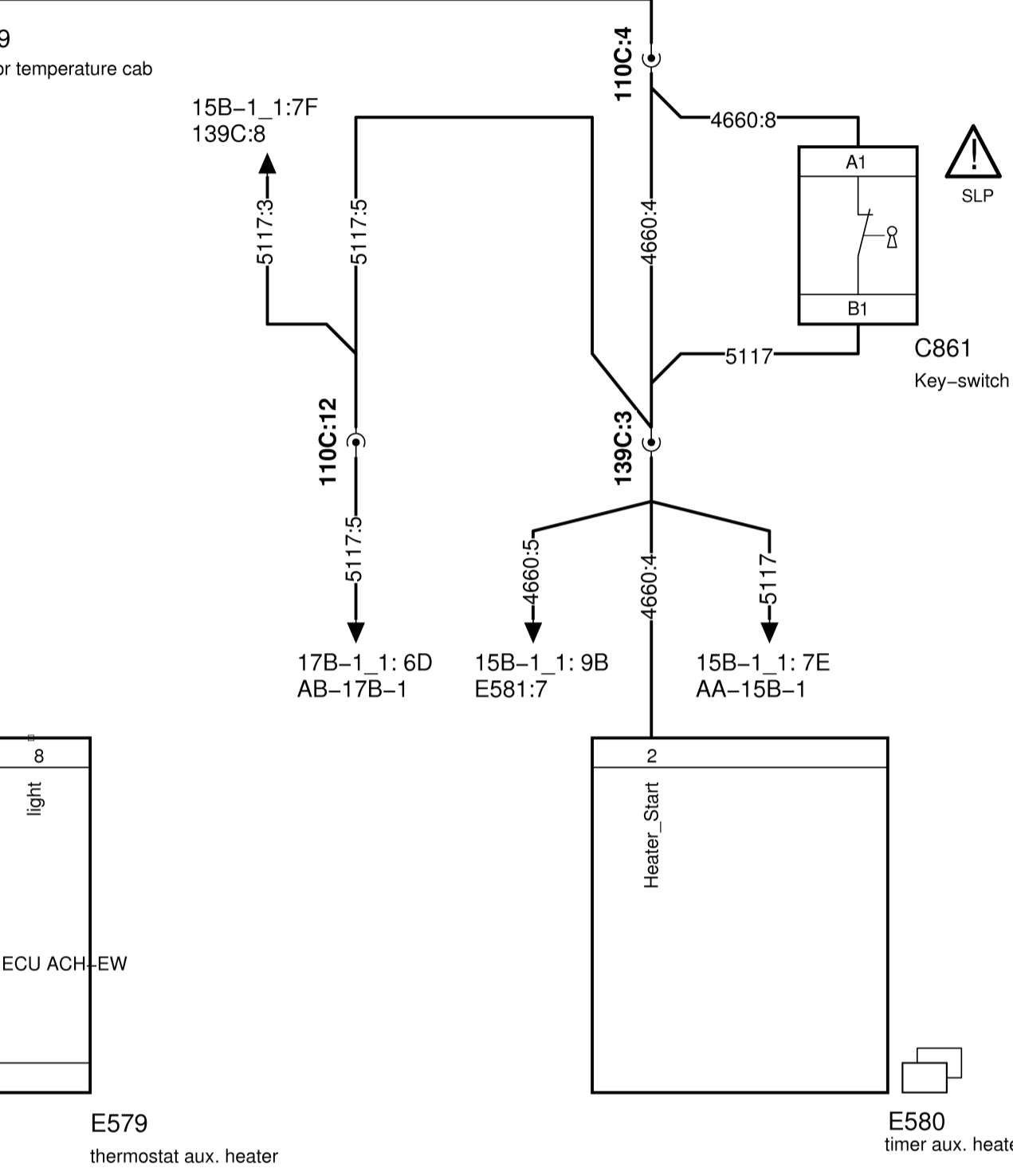


E581
timer aux. heater

15C-1_1:11E
139C:3

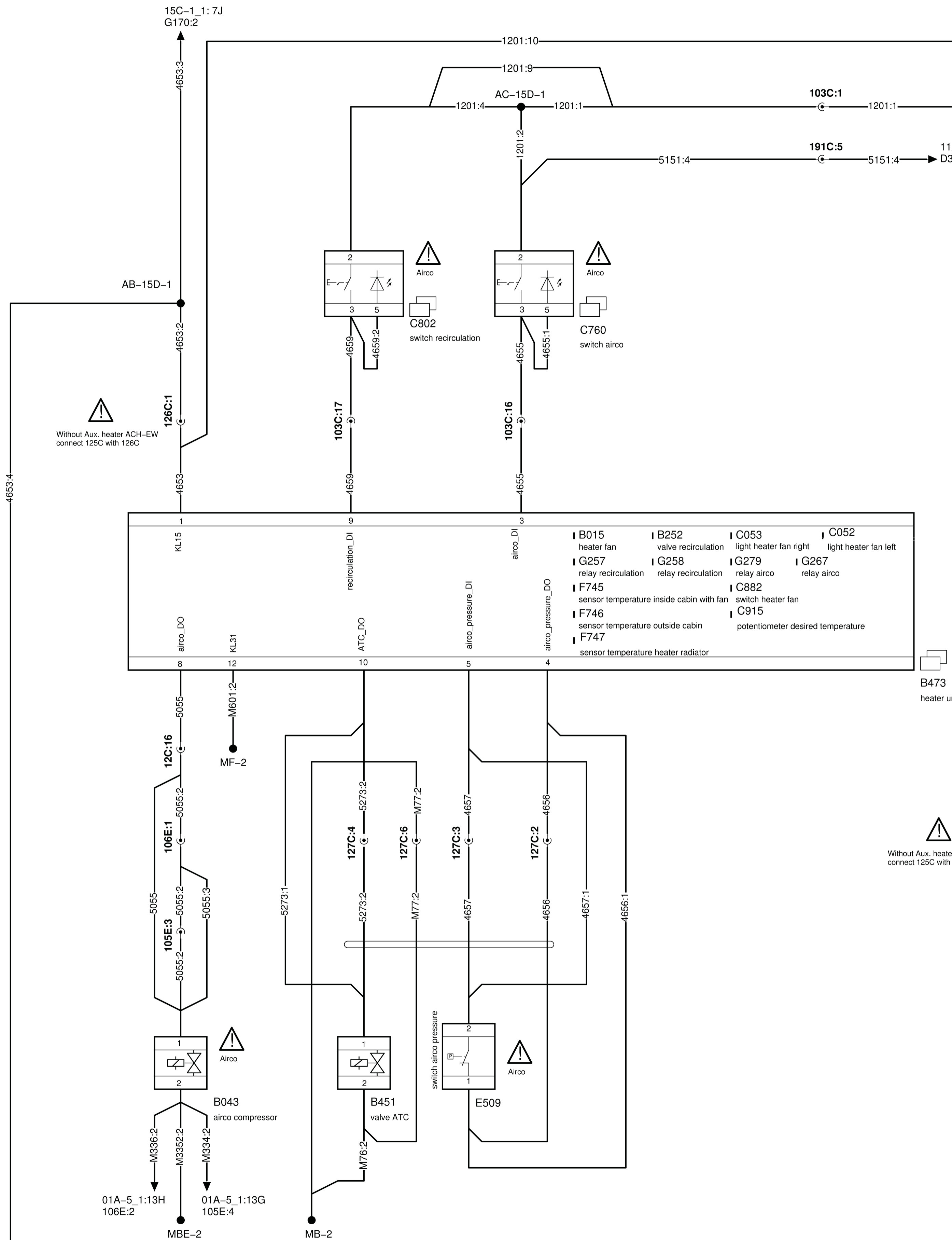
See 'RD9_SaberDS1' For location see Saber homepage				060615	MP			00
modification description				date	drawn by	auth. by	mod. no.	issue
general tolerances according drawing				tolerance principle		title CAB climate system Airtronic (ACH-EA)		
for drawing interpretation, see DAF standard: TKB 00801-033				material		size A1		
surfaces/corners				heat/surface treatment		scale 1:1	sheet	
authorised by	date	paint specification	third angle projection		This drawing is the property of DAF-Trucks N.V. Eindhoven. The Netherlands and may not be copied in whole or in part without the prior written consent of the owner.			
drawn by M Putmans	date 060615	prod.grp.spec.	spec. indication	DAF		drawing / issue number 1734132 / 00		
master no.		Replacement for		1644441/05		CAD - Saber		Service number 15B-1





See 'RD21_SaberDS1' For location see Saber homepage	070327	MP			05
See 'RD17_SaberDS1' For location see Saber homepage	061121	EvH		10630	04
See 'RD13_SaberDS1' For location see Saber homepage	061005	MP			03
See 'RD12_SaberDS1' For location see Saber homepage	060906	MP			02
See 'RD10_SaberDS1' For location see Saber homepage	060629	MP			01
See 'RD9_SaberDS1' For location see Saber homepage	060615	MP			00
modification description	date	drawn by	auth. by	mod. no.	issue
general tolerances	according drawing		tolerance principle	title	
for drawing interpretation, see DAF standard:	TKB 00801-033		material	CAB climate system Hydronic (ACH-EW)	
surfaces/corners	heat/surface treatment	size	scale	sheet	
		A1	1 : 1		
authorised by	date	paint specification	third angle projection	This drawing is the property of DAF-Trucks N.V. Eindhoven. The Netherlands and may not be copied in whole or in part without the prior written consent of the owner.	
drawn by	date	prod.grp.spec.	spec. indication	drawing / issue number	
M Putmans	060615		DAF	1734131 / 05	
master no.	Replacement for	1644442/06	CAD - Saber	Service number	15C-1

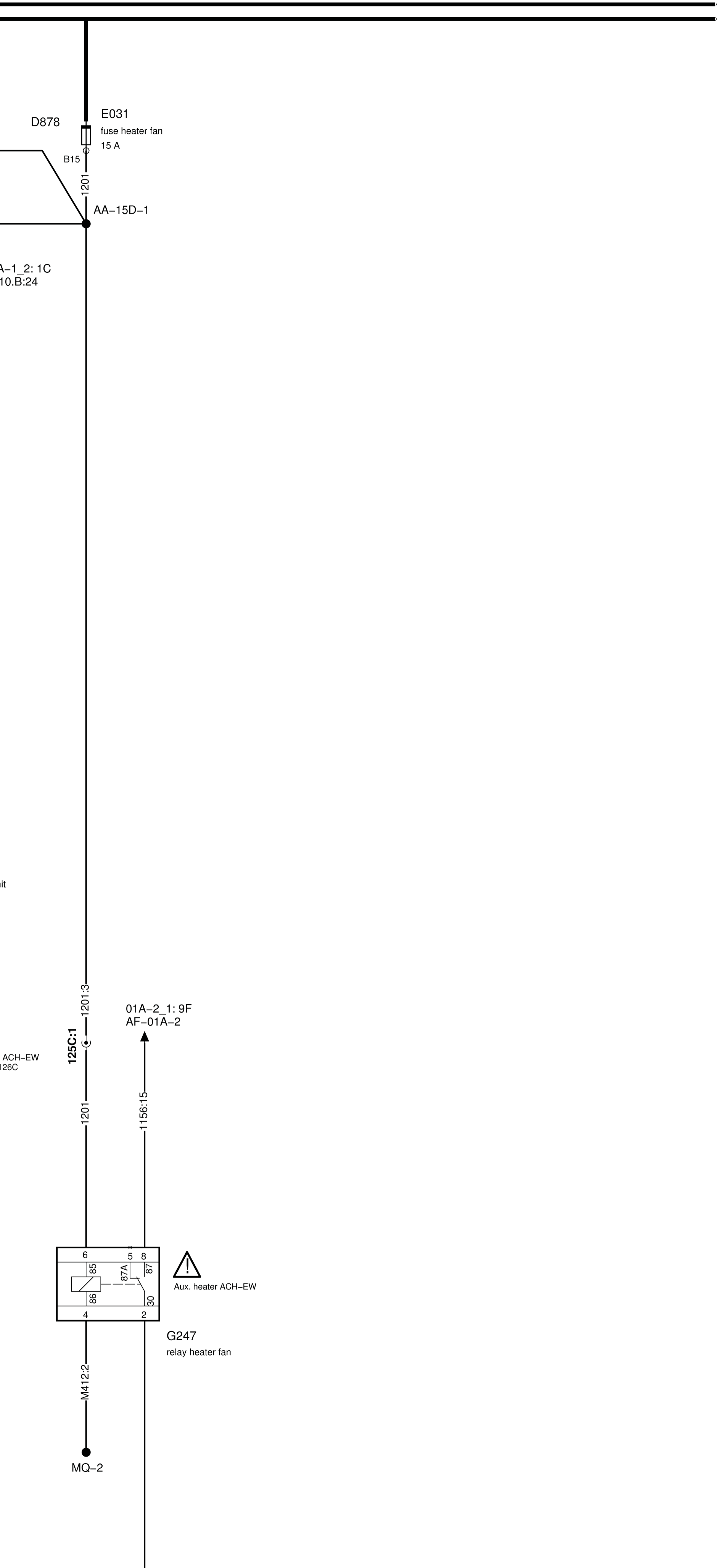
n_293409_444
1010



Without Aux. heater ACH-EW connect 125C with 126C

Without Aux. heater connect 125C with

B473 heater ur



See RD22_SaberOS1 For location see Saber homepage		070413	EVH	17101	00
modification description		date	drawn by	auth. by	mod. no.
general tolerances	Zie tek.	tolerance principle	title CAB climate system Heater, airco, ATC		
for drawing interpretation, see DAF standard:	TKB 00801-033	material			
surfaces/corners	10680	heat/surface treatment	size A1	scale 1:1	sheet
authorised by	date	paint specification	Blind angle projection		
drawn by	070413	prod.grp.spec.	This drawing is the property of DAF-Tuuska N.V., Eindhoven. The Netherlands and may not be copied in whole or in part without the prior written consent of the owner.		
master no	1644443	spec. indication	drawing / issue number 1782623 / 00		
Replacement for 1644443		DAF	Service number 15D-1		
CAD - Saber					

1

2

3

4

5

6

7

8

A

B

C

D

E

F

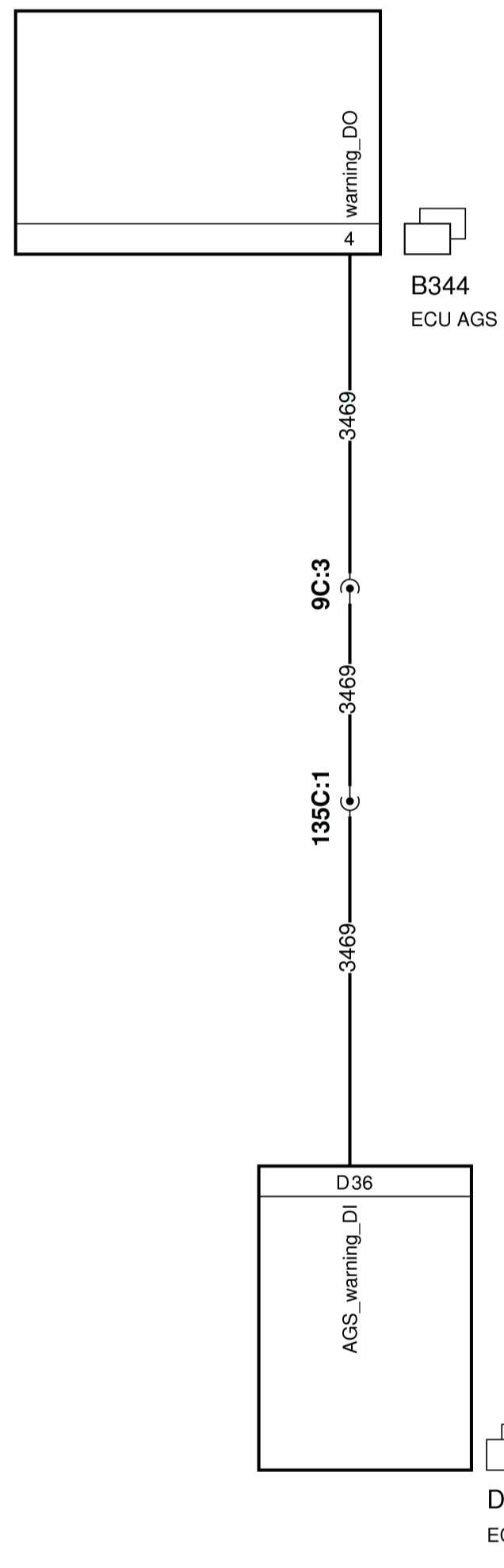
G

H

I

J

K



B344
ECU AGS

D310
ECU VIC-2

1

2

3

4

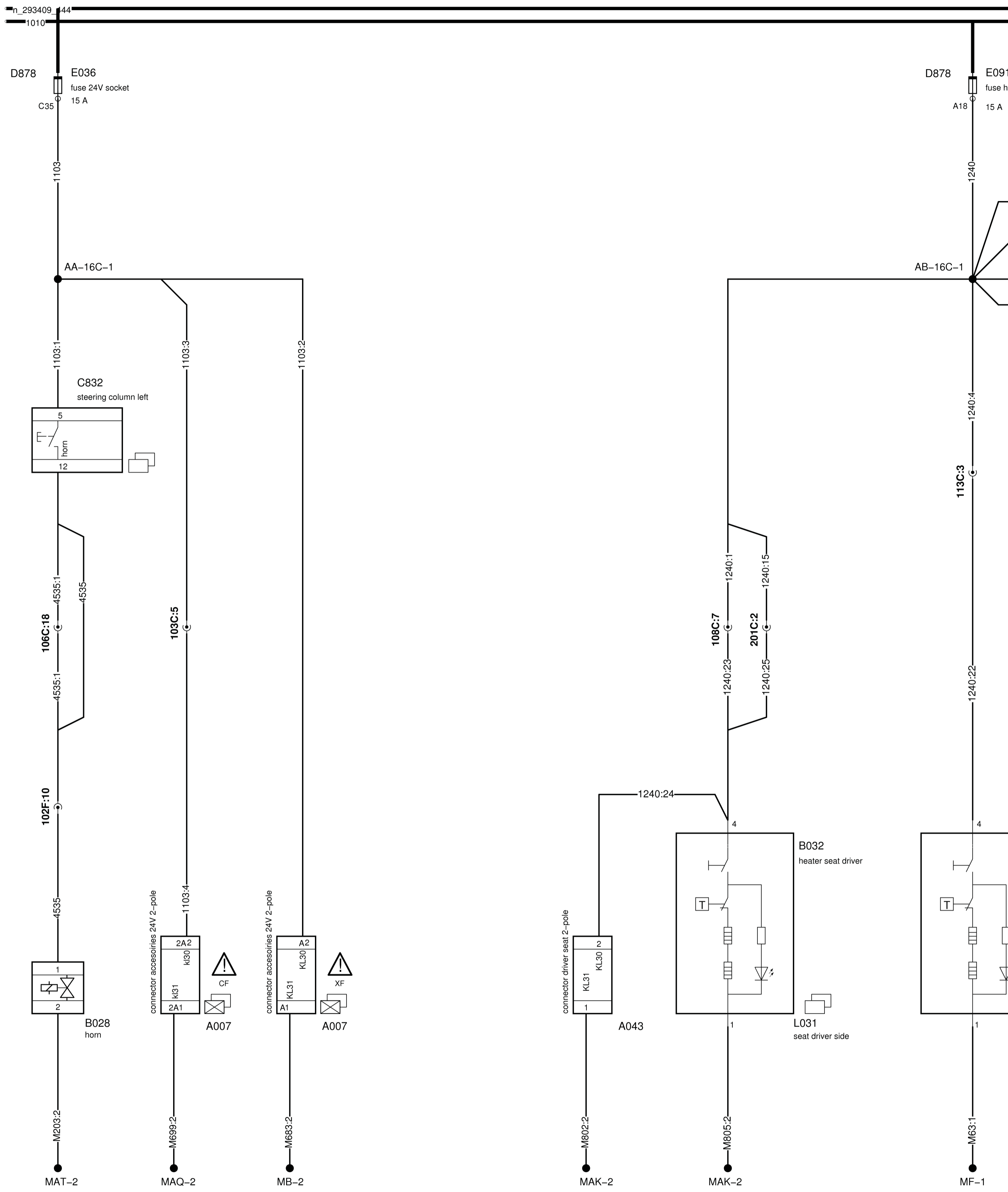
5

6

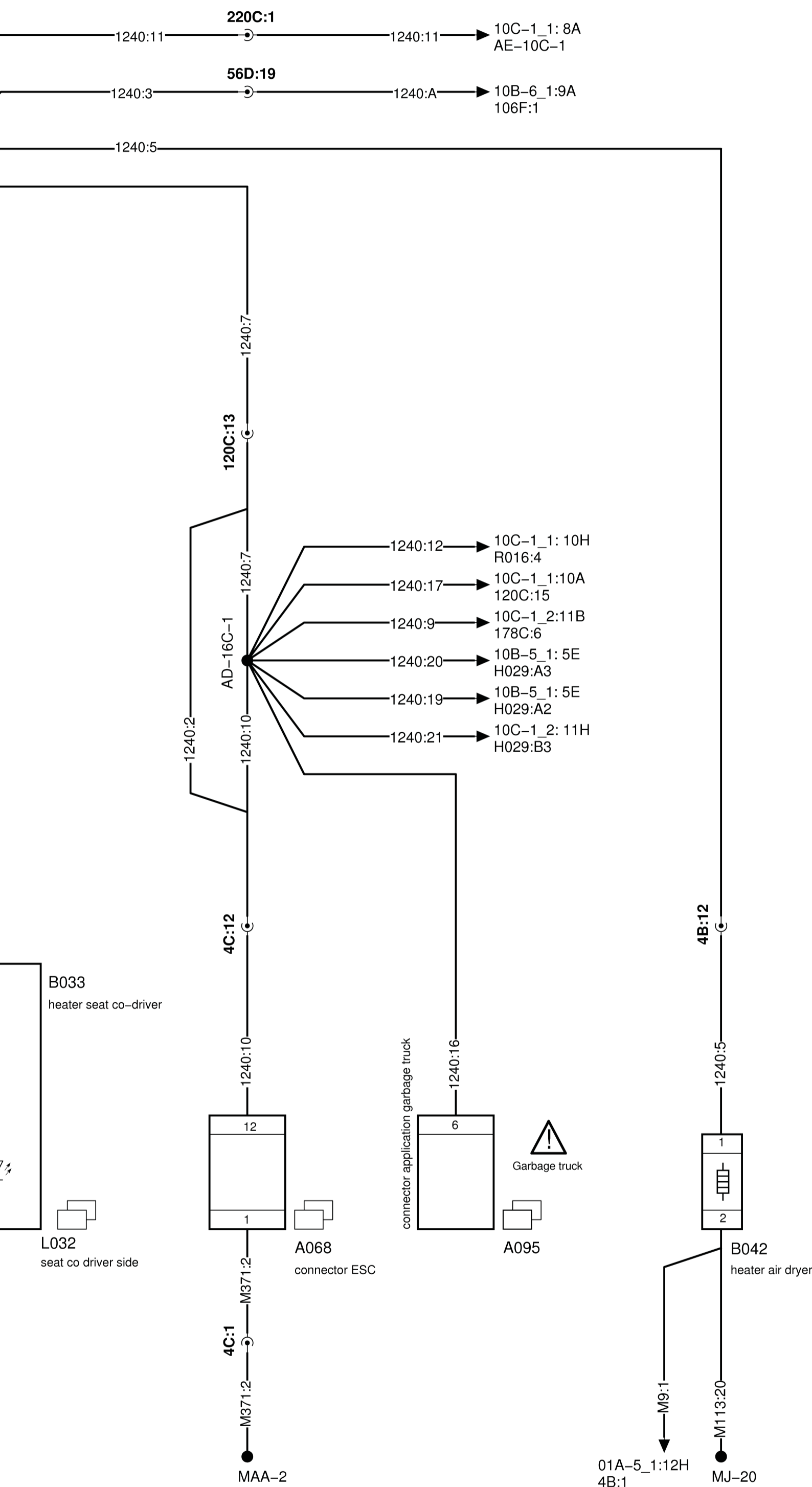
7

8

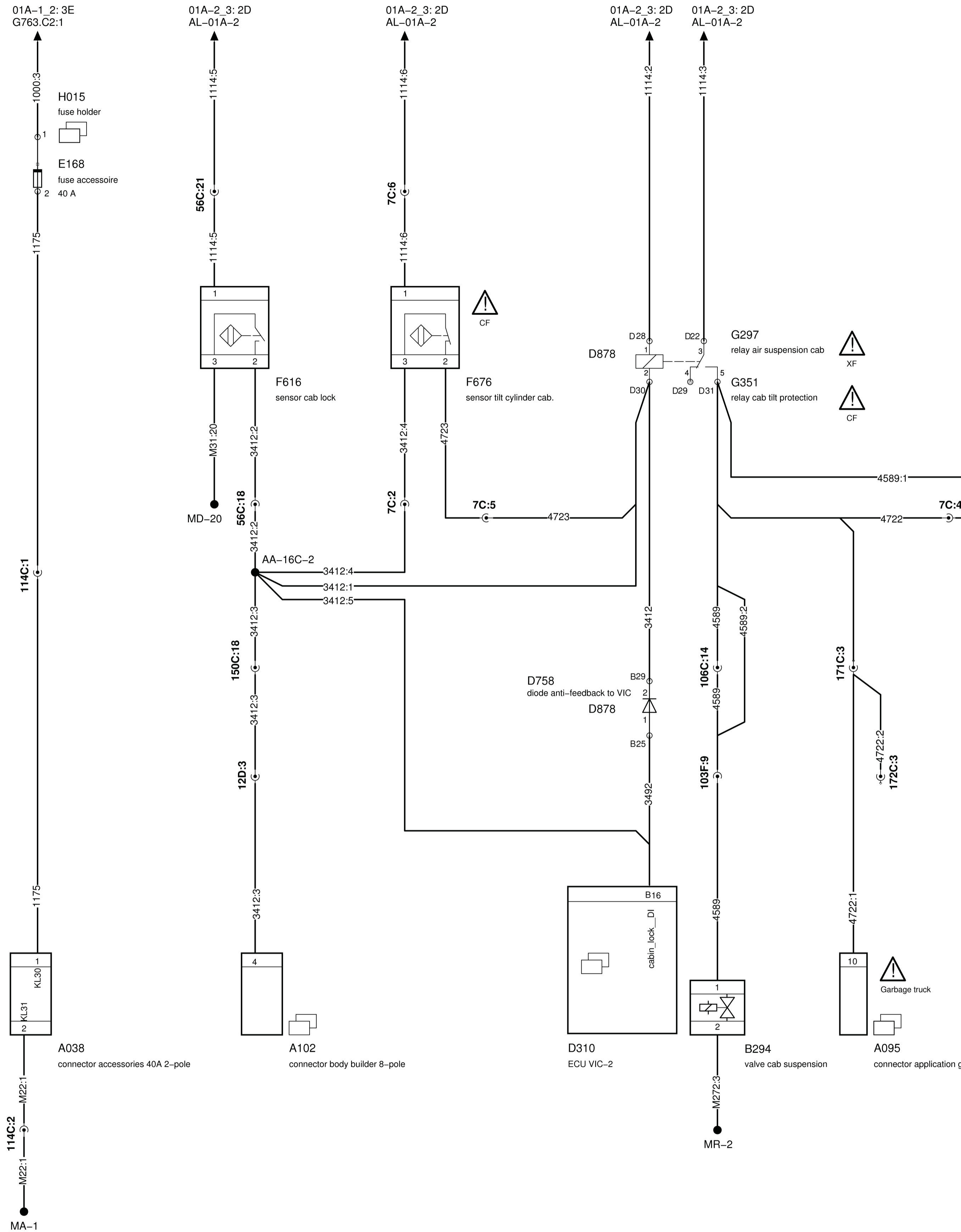
See 'RD27_SaberOS1' For location see Saber homepage	071030	MP				06
Variants for Foden added	050616	MP				05
Sheet name corrected	050421	MP				04
Sheet size changed to A1	050124	MP				03
Changes batch 1C	040826	RvD			10680	02
Changed wires B344	040604	AU			10680	01
modification description	date	drawn by	auth. by	mod. no.	issue	
general tolerances	Zie tek.		tolerance principle	title		
for drawing interpretation, see DAF standard:	TKB 00801-033		material	Supplementary vehicle system AGS		
surfaces/corners	10680	size	A1	scale	1 : 1	sheet
authorised by	date	paint specification	Blind angle projection		This drawing is the property of DAF - Trucks N.V., Eindhoven. The Netherlands and may not be copied in whole or in part without the prior written consent of the owner.	
drawn by	040420	prod.grp.spec.	DAF		drawing / issue number	1644445 / 06
master no.	Replacement for		CAD - Saber		Service number	16B-1



ating element PTO application connector



See 'RD33 SaberDS1' For location see Saber homepage		081127	BS		00
modification description		date	drawn by	auth. by	mod. no. / issue
general tolerances		tolerance principle		title	
according drawing				Supplementary vehicle system	
TKB 00801-033		material		Electrical systems	
surfaces/corners		heat/surface treatment		size	sheet
				A1	1 : 1
authorised by	date	paint specification	third angle projection		This drawing is the property of DAF-Trucks N.V. Eindhoven. The Netherlands and may not be copied in whole or in part without the prior written consent of the owner.
B Salden	081128	prod.grp.spec.	DAF		
master no.	Replacement for	1781648	CAD - Saber	drawing / issue number	1819615 / 00
				Service number	16C-1



18A-2_1: 8F
AC-18A-2

4601:10

B 26

D878

D759

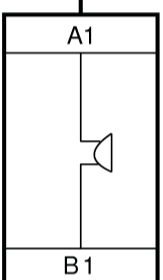
diode anti-feedback to brake lights

C 13



XF icw air suspension cab

4722



CF

B251

buzzer cab. tilting

7C:3

4721:1

03C-1_4: 8F
AC-03C-1

56D:11

146F:10



CF RHD

E594

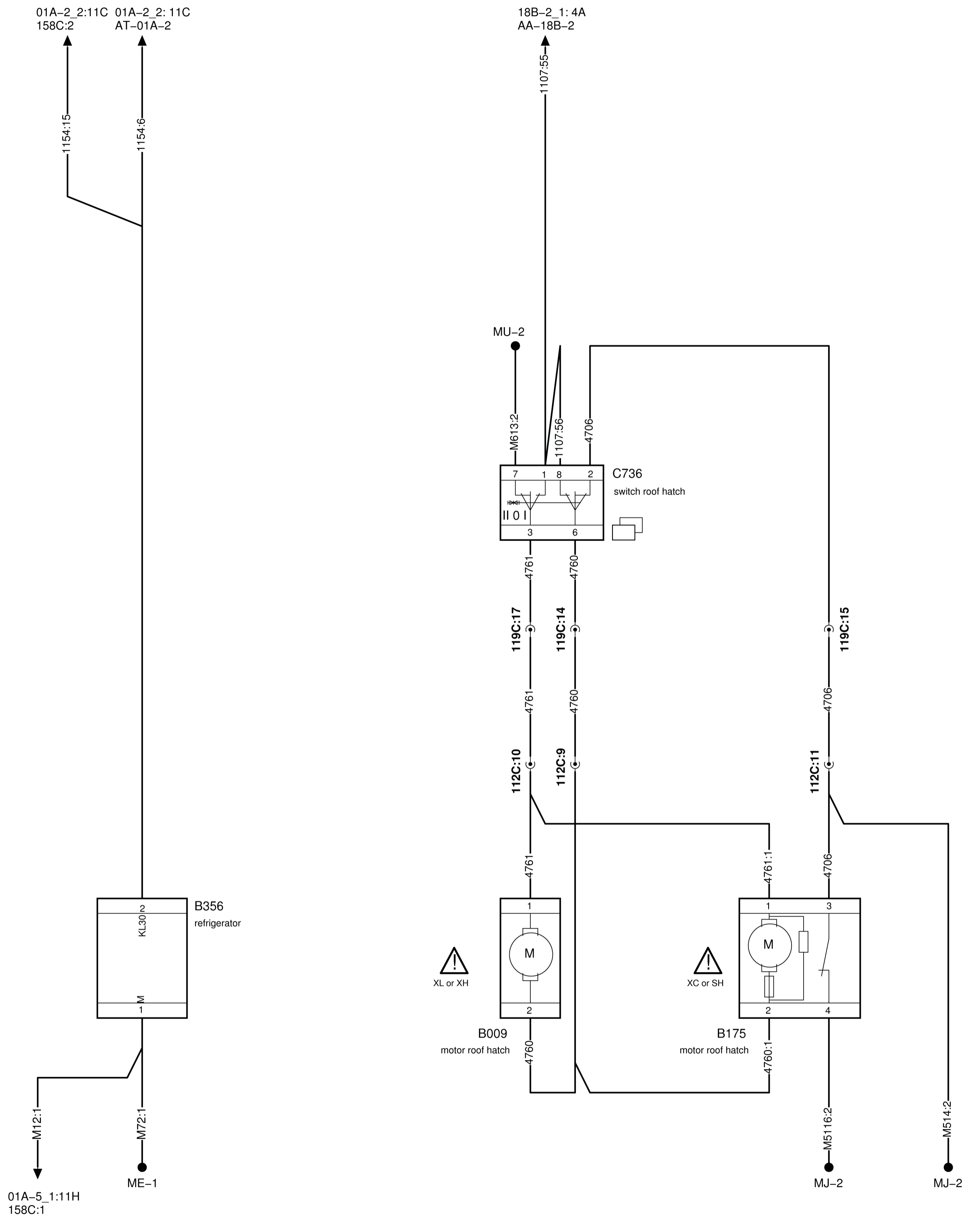
switch neutral/reverse position

garbage truck

M343:2

MAR-2

See RD27, SaberOS1. For location see Saber homepage		071102	EVH	10877	01
See RD23, SaberOS1. For location see Saber homepage		070608	EVH	17815	00
modification description		date	drawn by	auth. by	mod. no.
general tolerances	Zie tek.	tolerance principle	title		
for drawing interpretation, see DAF standard:	TKB 00801-033	material	Supplementary vehicle system Electrical systems Cabin height, socket 40A		
surfaces/corners	10680	heat/surface treatment	size	scale	sheet
authorised by		paint specification	A1	1 : 1	
drawn by	E. van Hunsel	date	Blind angle projection		This drawing is the property of DAF - Trucks N.V., Eindhoven. The Netherlands and may not be copied in whole or in part without the prior written consent of the owner.
date	070608	prod.grp.spec.	DAF		
spec. indication		spec. indication	drawing / issue number		1784160 / 01
master no		Replacement for	1784151/00	CAD - Saber	Service number
					16C-2



See 'RD27, SaberOS1' For location see Saber homepage				071106	EVH			00
modification description				date	drawn by	auth. by	mod. no.	issue
general tolerances	Zie tek.		tolerance principle	title		Supplementary vehicle system Electrical systems Refrigerator, roof hatch		
for drawing interpretation, see DAF standard:	TKB 00801-033		material	size		scale	sheet	
surfaces/corners	10680	heat/surface treatment	paint specification	A1	1 : 1			
authorised by	date	prod.grp.spec.	spec. indication	Blind angle projection		This drawing is the property of DAF - Trucks N.V., Eindhoven. The Netherlands and may not be copied in whole or in part without the prior written consent of the owner.		
drawn by	070504			DAF		drawing / issue number 1790561 / 00		
master no	Replacement for 1784155		CAD - Saber		Service number 16C-3			

n_293409_444
1010

D878

A26

1208

1208:1

116C:2

1208:3

AF-16C-4 117C:2

1208:1

117C:5

1208:2

4522

10

19

KL15

Window_control_CDDr_DI

D315

ECU dc

117C:3

4525

117C:4

4524

117C:9

4532:2

117C:15

4773

117C:14

4771

117C:13

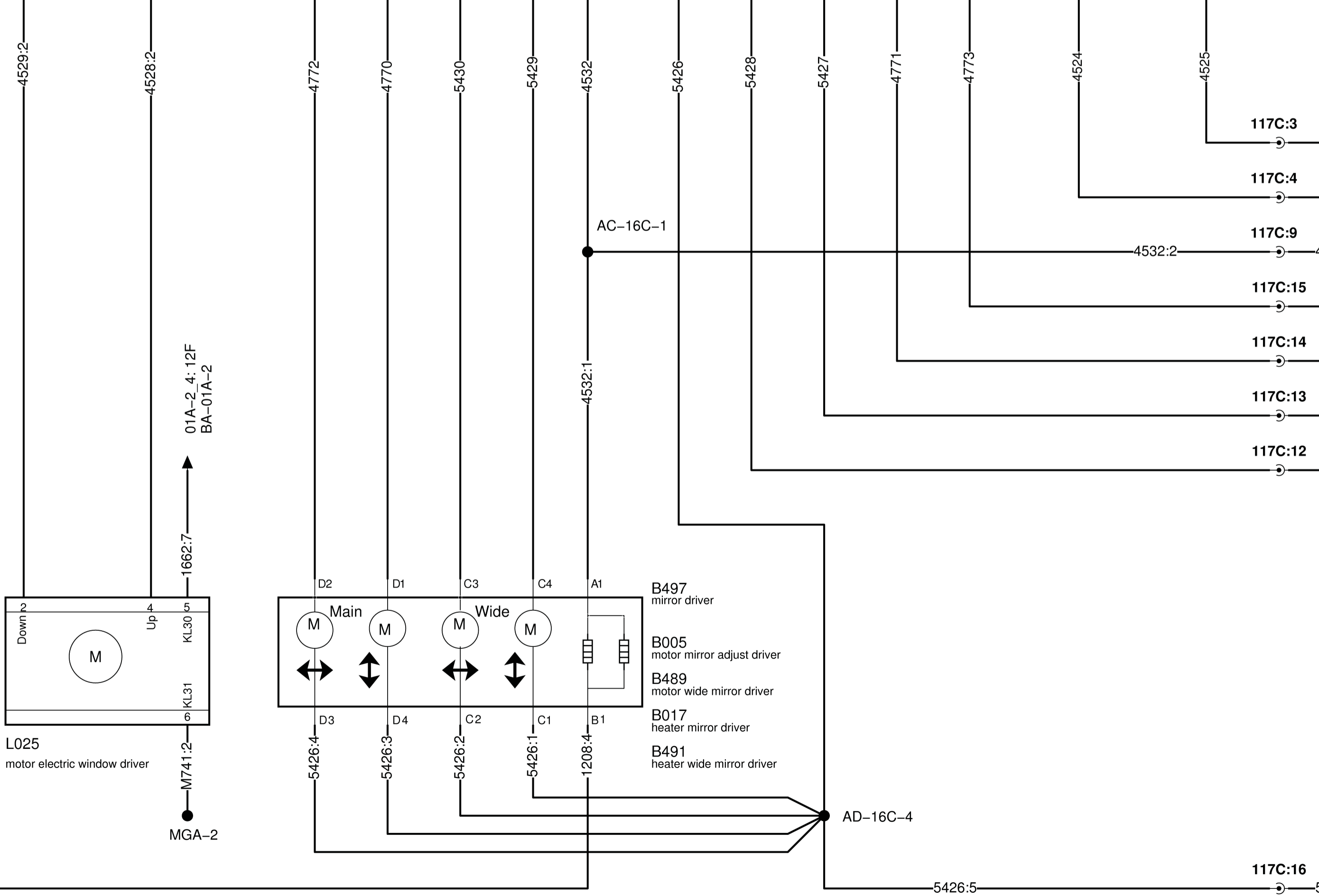
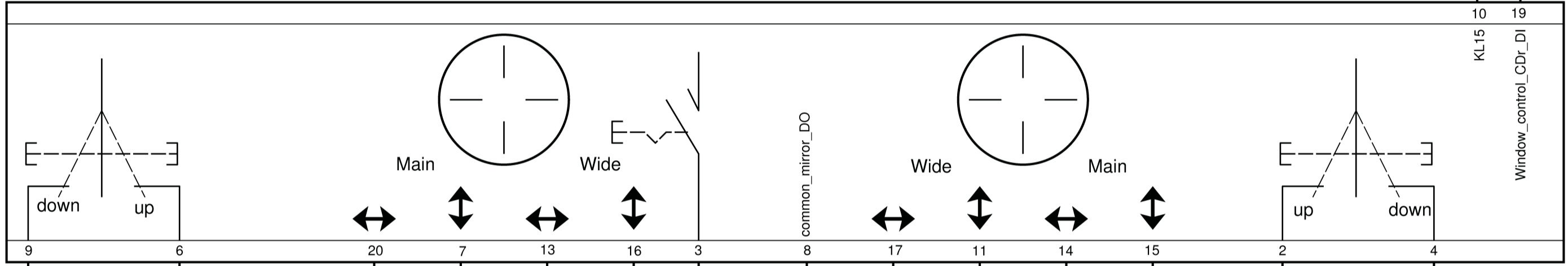
5427

117C:12

5428

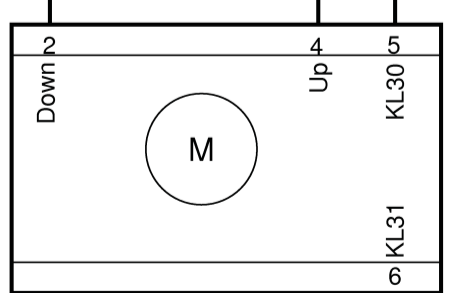
117C:16

5426:5



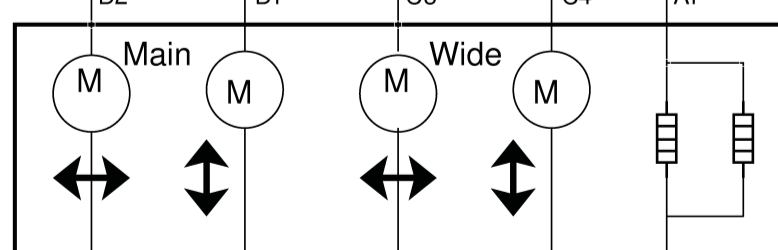
01A-2 4: 12F
BA-01A-2

1662:7



L025
motor electric window driver

MGA-2



B497
mirror driver

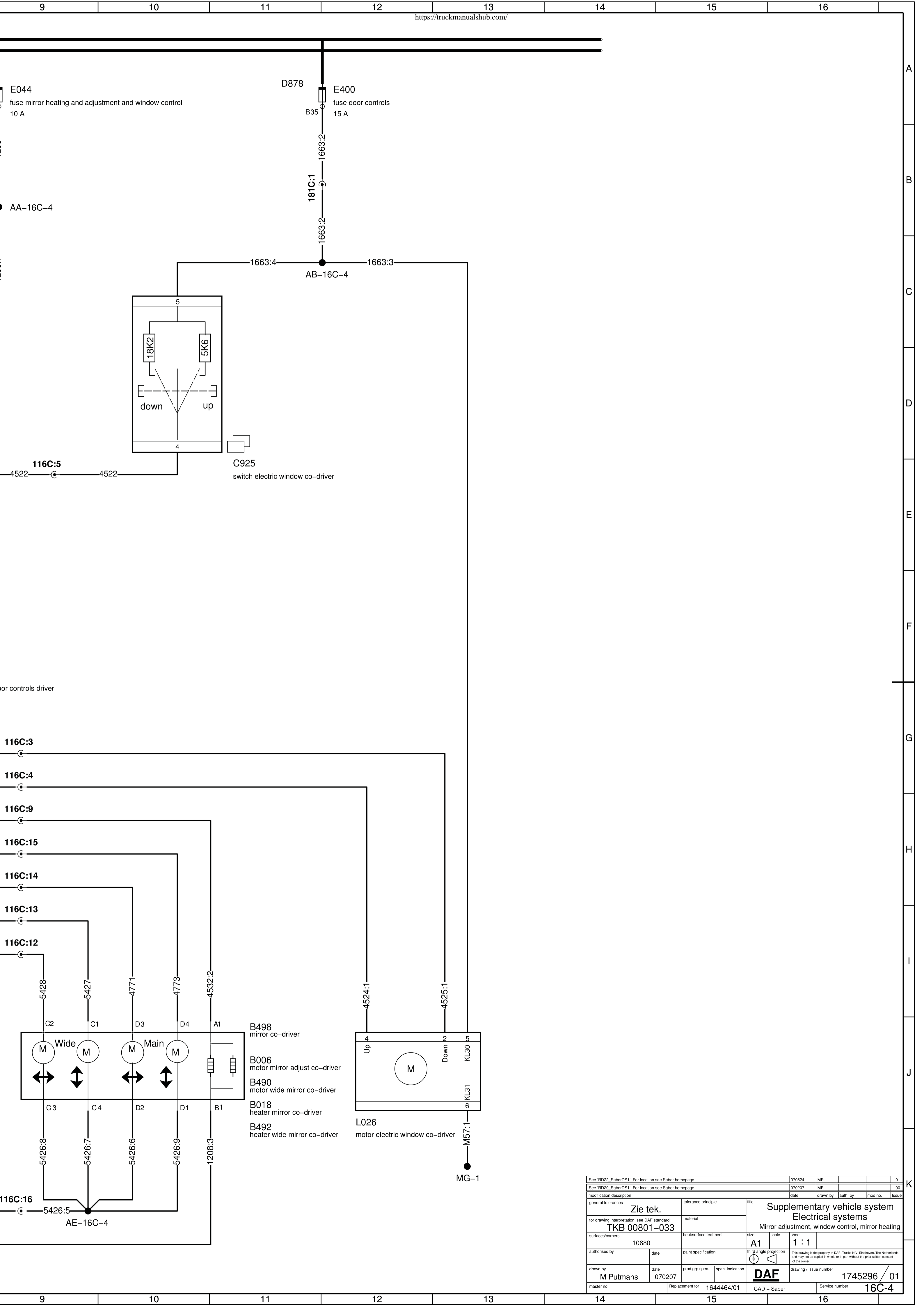
B005
motor mirror adjust driver

B489
motor wide mirror driver

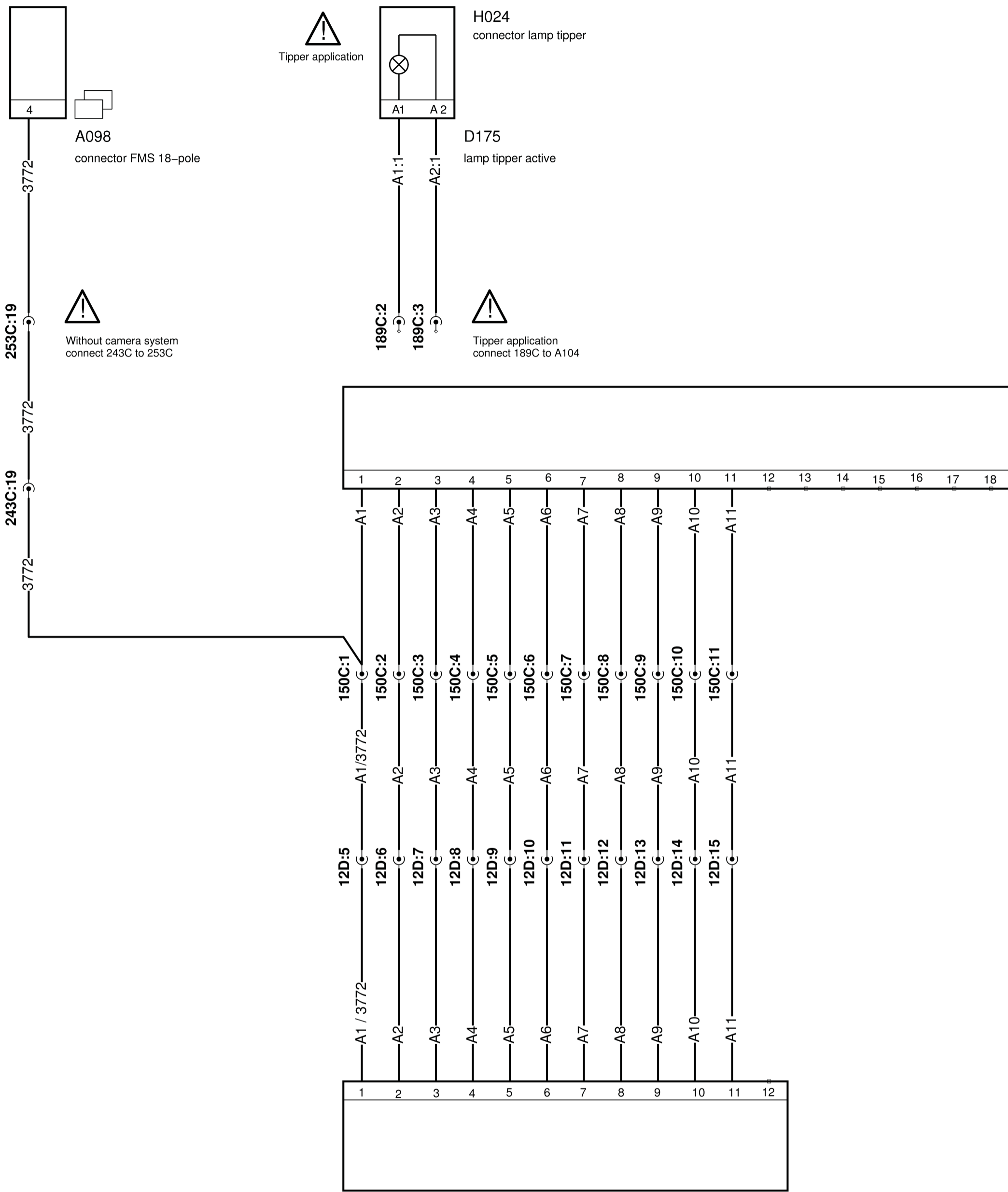
B017
heater mirror driver

B491
heater wide mirror driver

AD-16C-4



See 'RD22_SaberOS1' For location see Saber homepage		070524	MP			01
See 'RD20_SaberOS1' For location see Saber homepage		070207	MP			00
modification description		date	drawn by	auth. by	mod. no.	issue
general tolerances	Zie tek.	tolerance principle	title			
for drawing interpretation, see DAF standard: TKB 00801-033		material	Supplementary vehicle system Electrical systems			
surfaces/corners	10680	heat/surface treatment	size	scale	sheet	
authorised by		paint specification	A1	1 : 1		
drawn by	M Putmans	date	Blind angle projection		This drawing is the property of DAF - Trucks N.V., Eindhoven, The Netherlands and may not be copied in whole or in part without the prior written consent of the owner.	
master no.		date	070207	prod.grp.spec.	spec. indication	drawing / issue number
						DAF 1745296 / 01
		Replacement for	1644464/01	CAD - Saber	Service number	16C-4



Without camera system
connect 243C to 253C

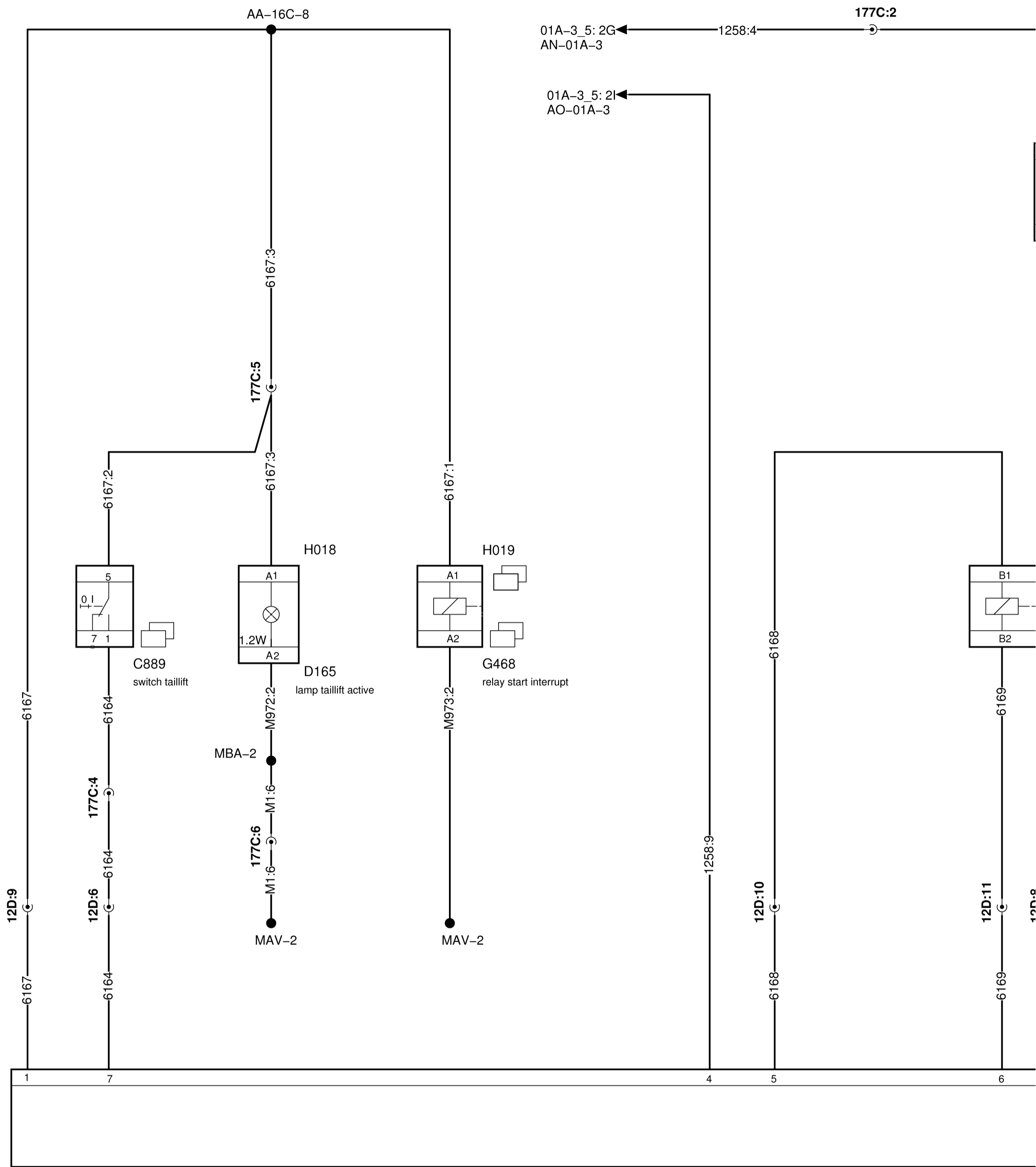
Tipper application

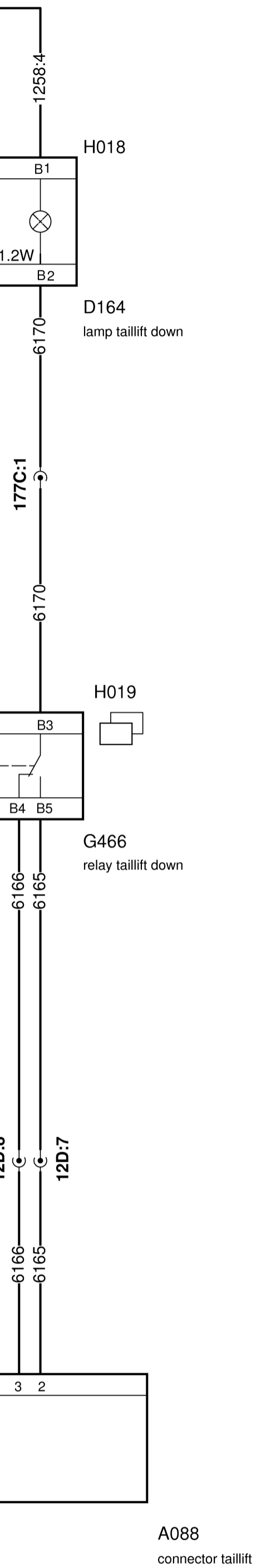
Tipper application
connect 189C to A104

A104
connector spare wiring

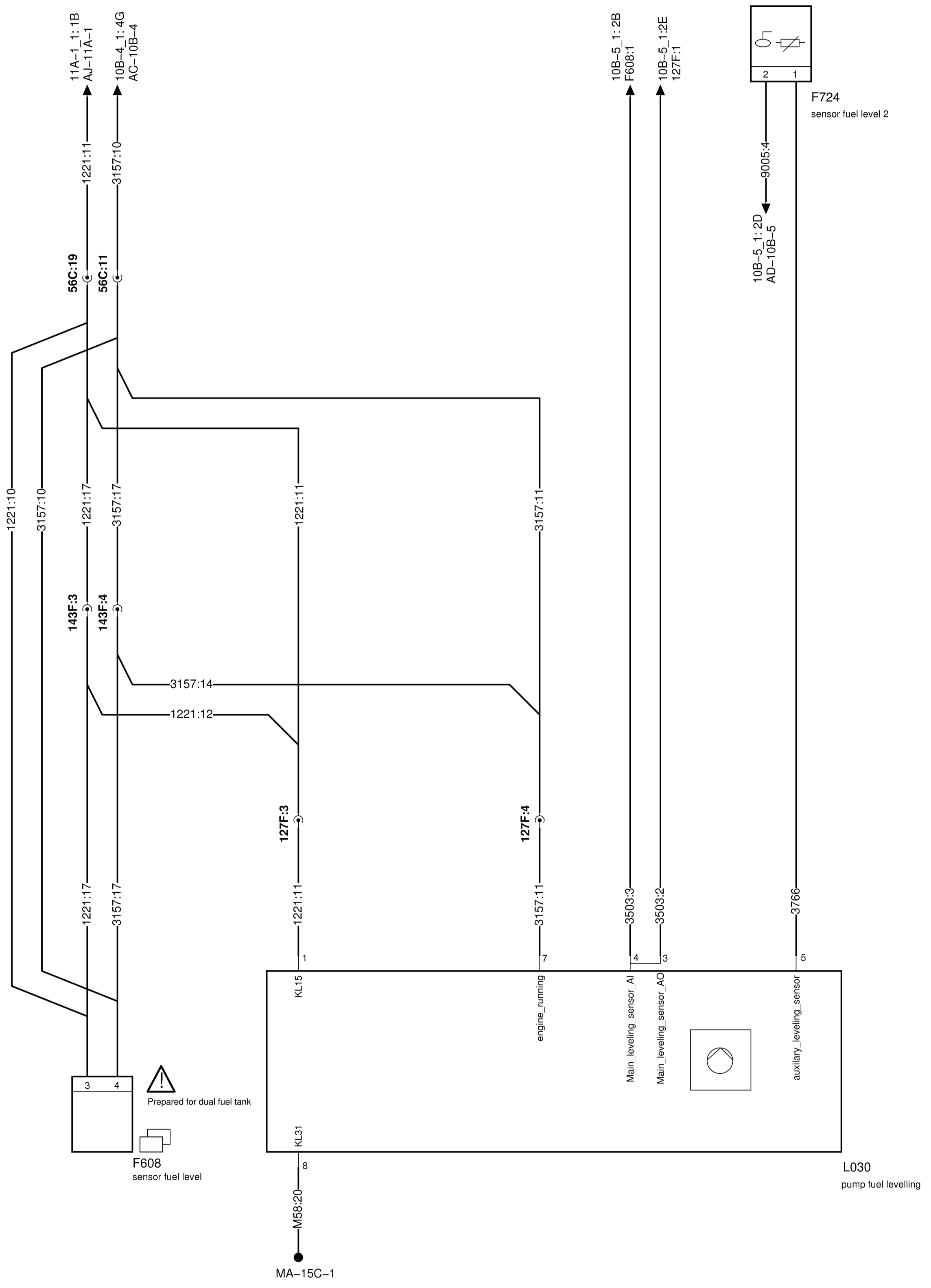
A103
connector body builder 12-pole

See 'RD27_SaberOS1'. For location see Saber homepage				070914	EVH			00
modification description				date	drawn by	auth. by	mod. no.	issue
general tolerances	Zie tek.	tolerance principle		title Supplementary vehicle system Electrical systems Spare wiring				
for drawing interpretation, see DAF standard:	TKB 00801-033	material		size	scale	sheet		
surfaces/corners	10680	heat/surface treatment		A1	1 : 1			
authorised by		date	paint specification	first angle projection		This drawing is the property of DAF - Trucks N.V., Eindhoven. The Netherlands and may not be copied in whole or in part without the prior written consent of the owner.		
drawn by	CM/Detech	date	040420	prod.grp.spec.	spec. indication	drawing / issue number		
master no.		Replacement for	1644461	DAF		1794010 / 00		
				CAD - Saber		Service number	16C-7	

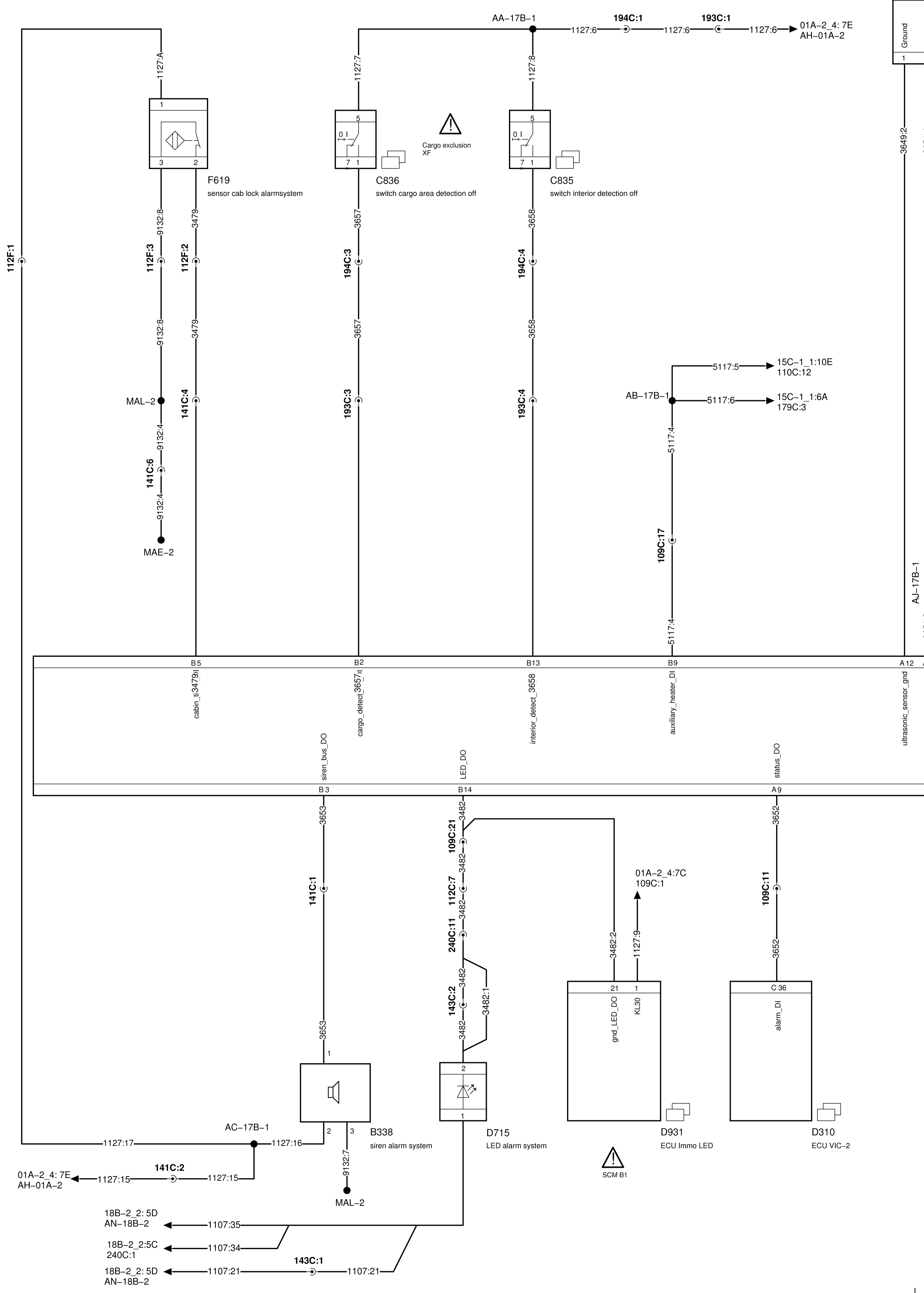


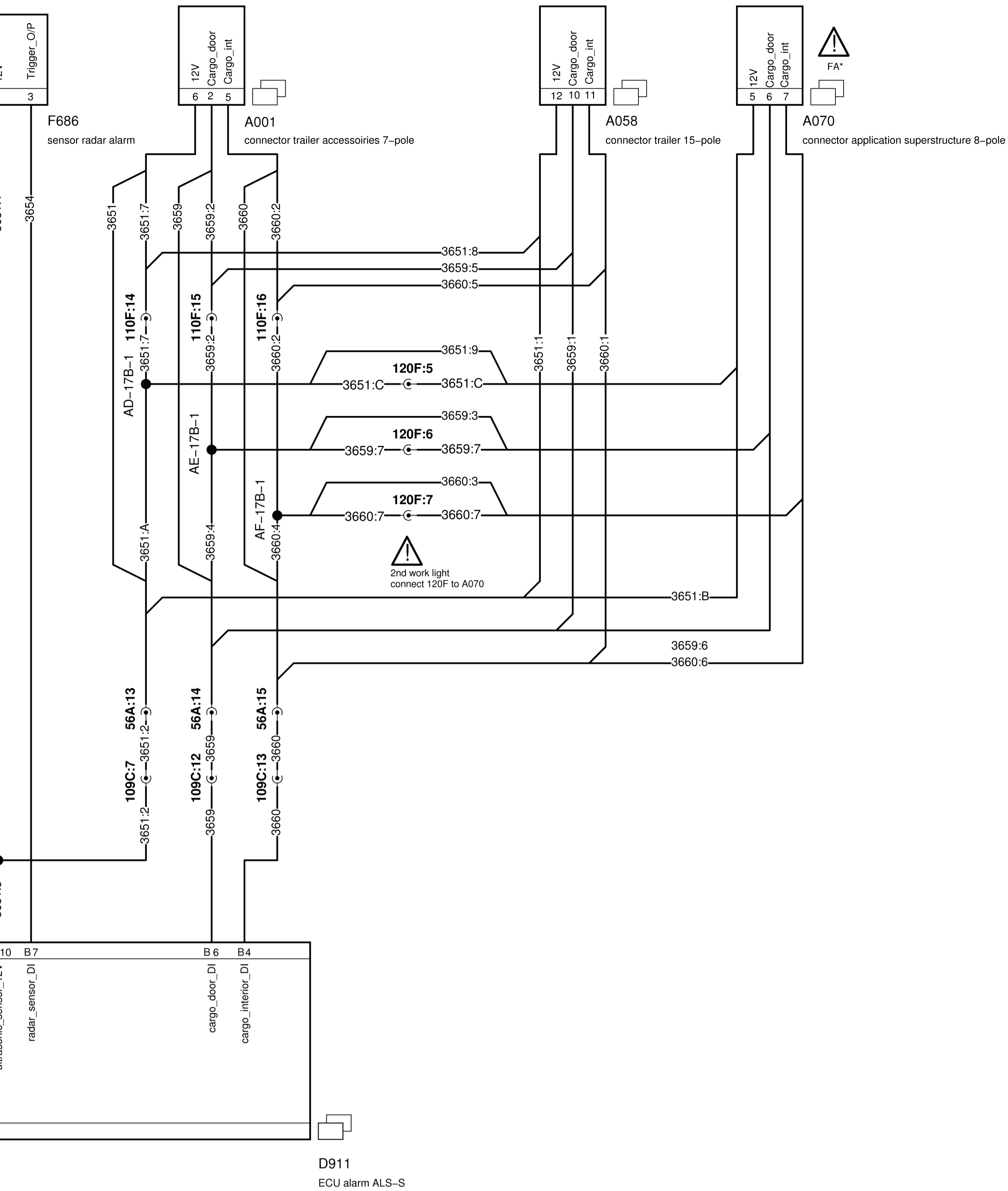


See 'RD9_SaberDS1' for location see Saber homepage	060606	MP			06
See 'RD5_SaberDS1' for location see Saber homepage	060109	MP			05
See 'RD1_SaberDS1' doc. For location see Saber homepage	050908	MP			04
CF 65 added	050629	MP			03
Sheet name corrected	050421	MP			02
TAIL LIFT added	041213	A. Üzümcü			01
modification description	date	drawn by	auth. by	mod.no.	Issue
general tolerances	Zie tek.		tolerance principle	title	
for drawing interpretation, see DAF standard:	TKB 00801-033		material	Supplementary vehicle system Electrical systems Preparation tail lift	
surfaces/corners	heat/surface treatment	size	scale	sheet	
authorised by	date	paint specification	A1	1 : 1	
drawn by	date	prod.grp.spec.	third angle projection		This drawing is the property of DAF-Trucks N.V. Eindhoven, The Netherlands and may not be copied in whole or in part without the prior written consent of the owner
J.Kronemeijer	041111	spec. indication			
master no.	Replacement for		drawing / issue number		
					1644434 / 06
			CAD - Saber		Service number
					16C-8

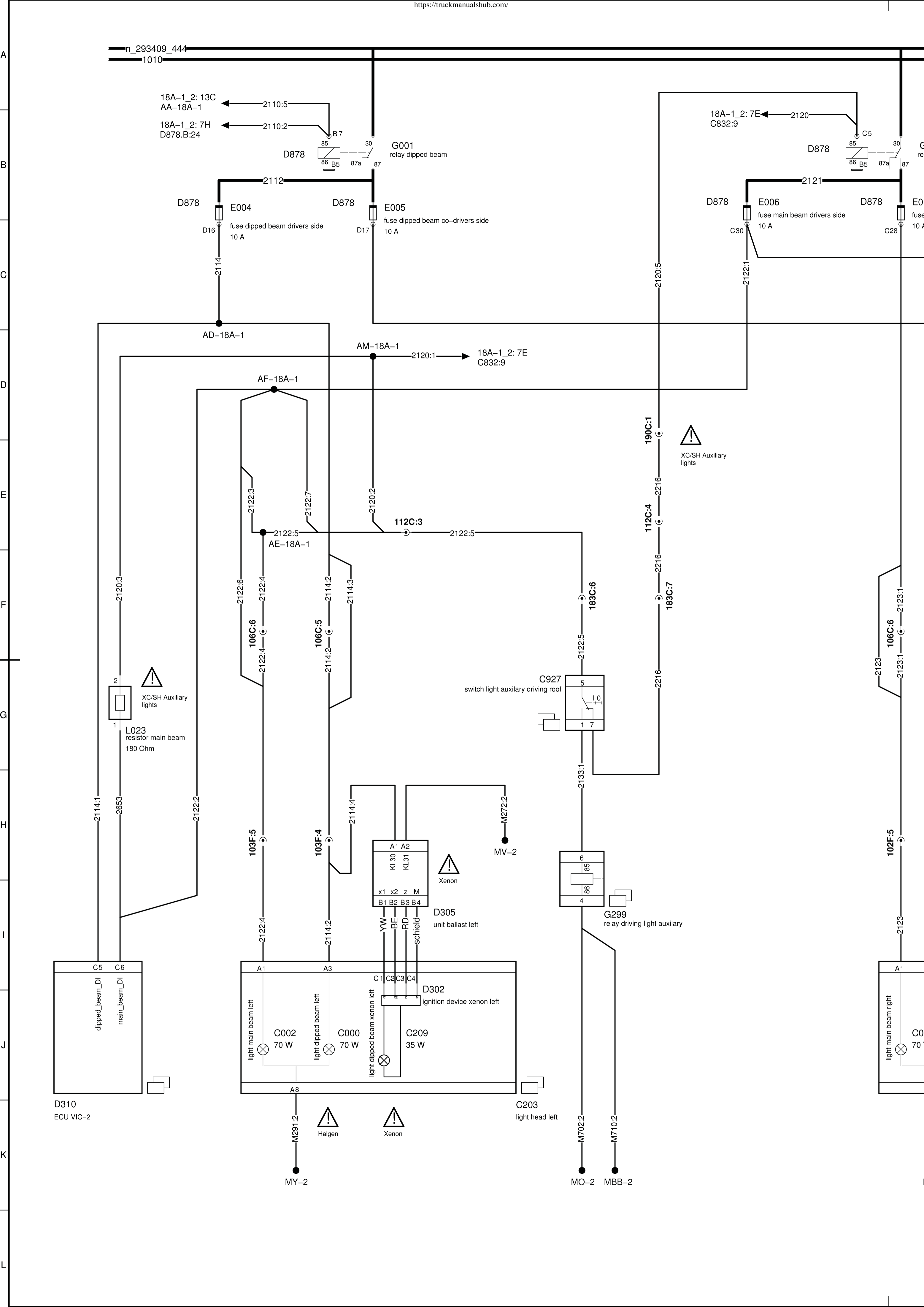


See 'RD20 SaberDS1' for location see Saber homepage				070301	MP			01
See 'RD13 SaberDS1' for location see Saber homepage				060921	EvH		64641	00
modification description				date	drawn by	auth. by	mod. no.	issue
general tolerances		tolerance principle		title				
according drawing				Supplementary vehicle system				
for drawing interpretation, see DAF standard:		material		Electrical systems				
TKB 00801-033				Fuel levelling dual fuel tank				
surfaces/corners		heat/surface treatment		size	scale	sheet		
				A1	1:1	1		
authorised by	date	paint specification		third angle projection		This drawing is the property of DAF-Trucks N.V. Eindhoven. The Netherlands and may not be copied in whole or in part without the prior written consent of the owner.		
drawn by	date	prod. grp. spec.	spec. indication	DAF		drawing / issue number		
E v Hunsel	060921			CAD - Saber		1742166 / 01		
master no.	Replacement for		1674956/02			Service number		
						16C-9		



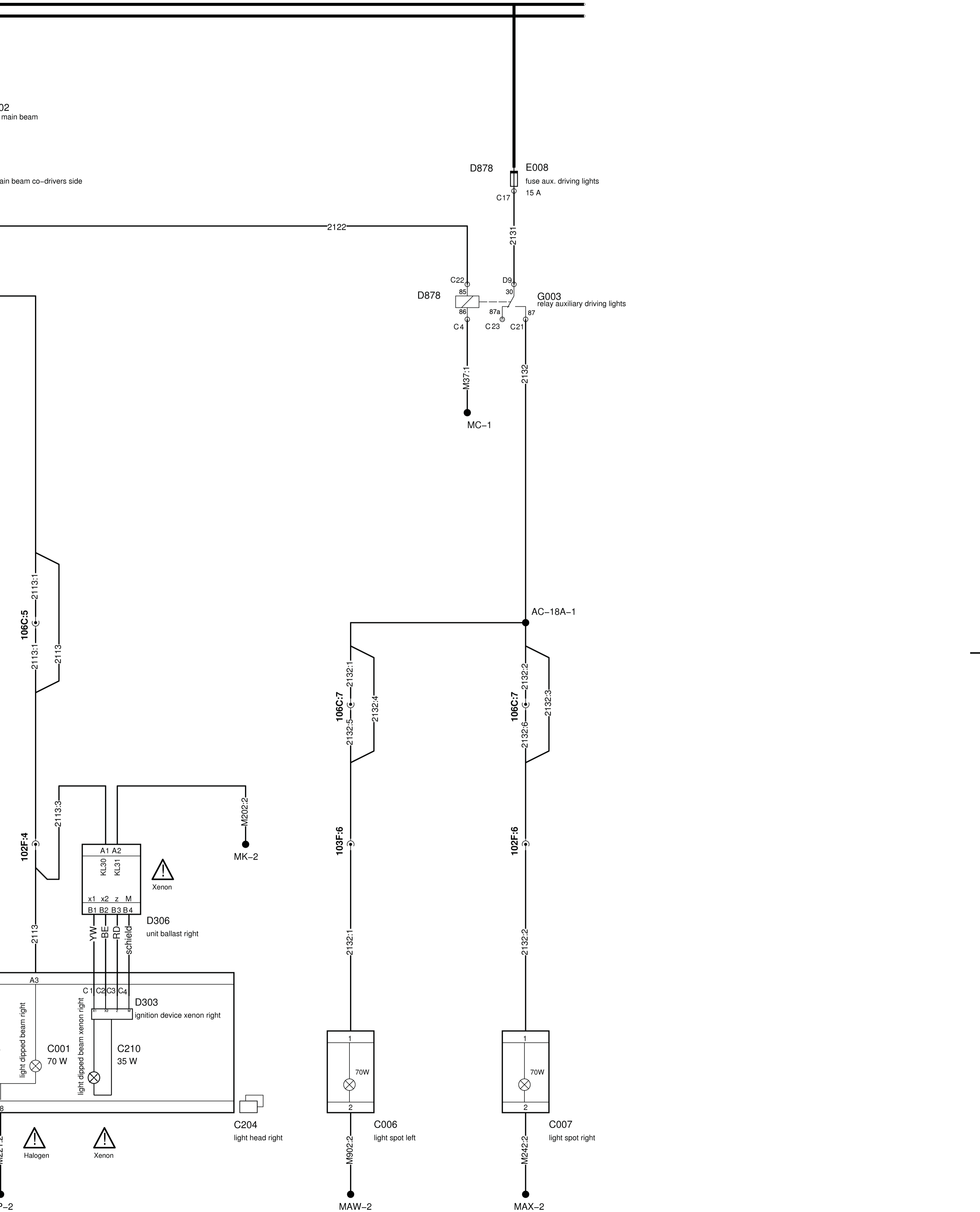


See 'RD27_SaberOS1' For location see Saber homepage		070921	EVH			00
modification description		date	drawn by	auth. by	mod. no.	issue
general tolerances	Zie tek.	tolerance principle	title			
for drawing interpretation, see DAF standard:	TKB 00801-033	material	Security system ALS-S			
surfaces/corners		heat/surface treatment	size	scale	sheet	
authorised by	date	paint specification	A1	1:1		
drawn by	date	prod.grp.spec.	third angle projection		This drawing is the property of DAF - Trucks N.V., Eindhoven. The Netherlands and may not be copied in whole or in part without the prior written consent of the owner.	
E. v Hunsel	070921	spec. indication	DAF		drawing / issue number	
master no	Replacement for	1737608/01	CAD - Saber		1791323 / 00	
					Service number	
					17B-1	

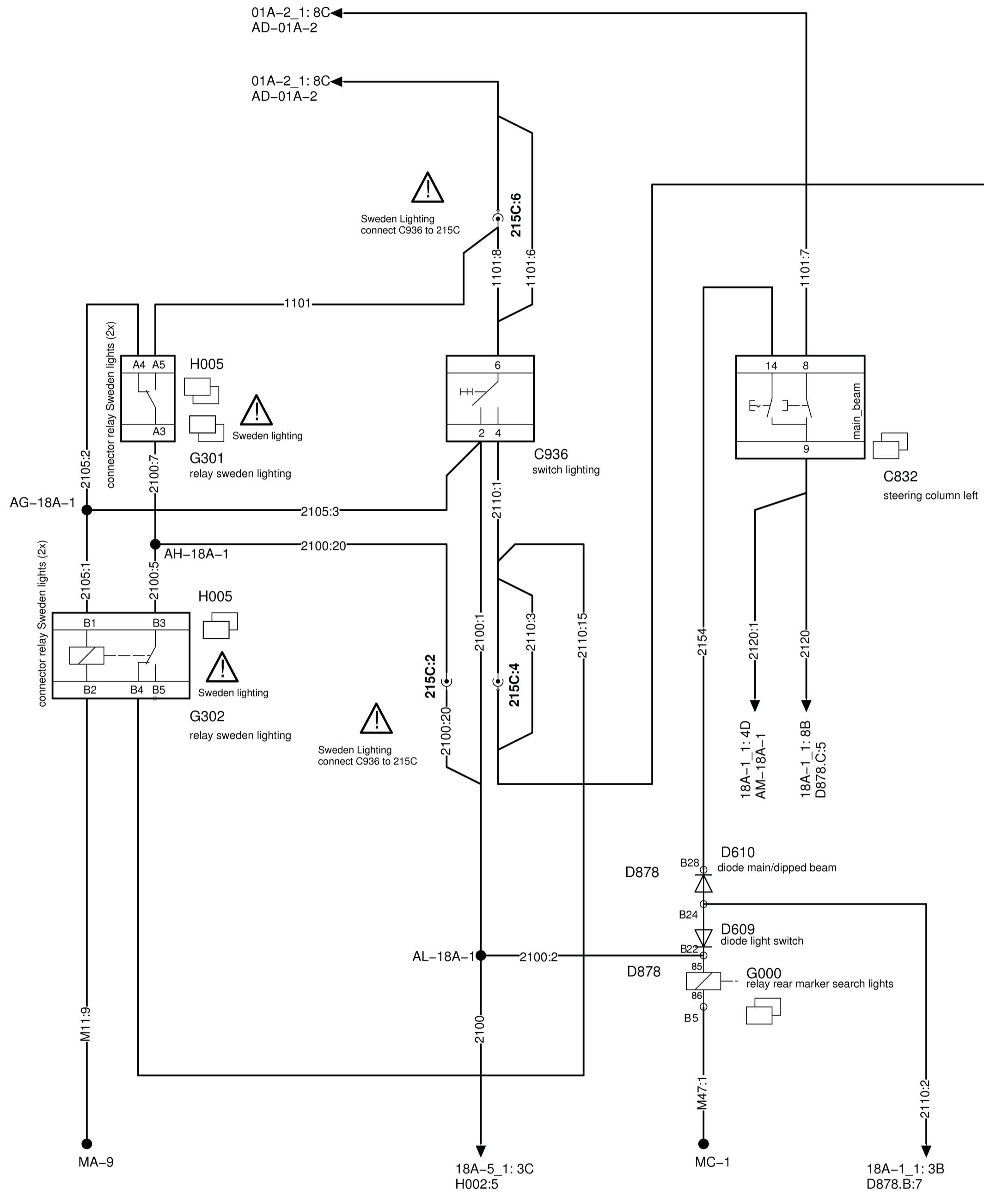


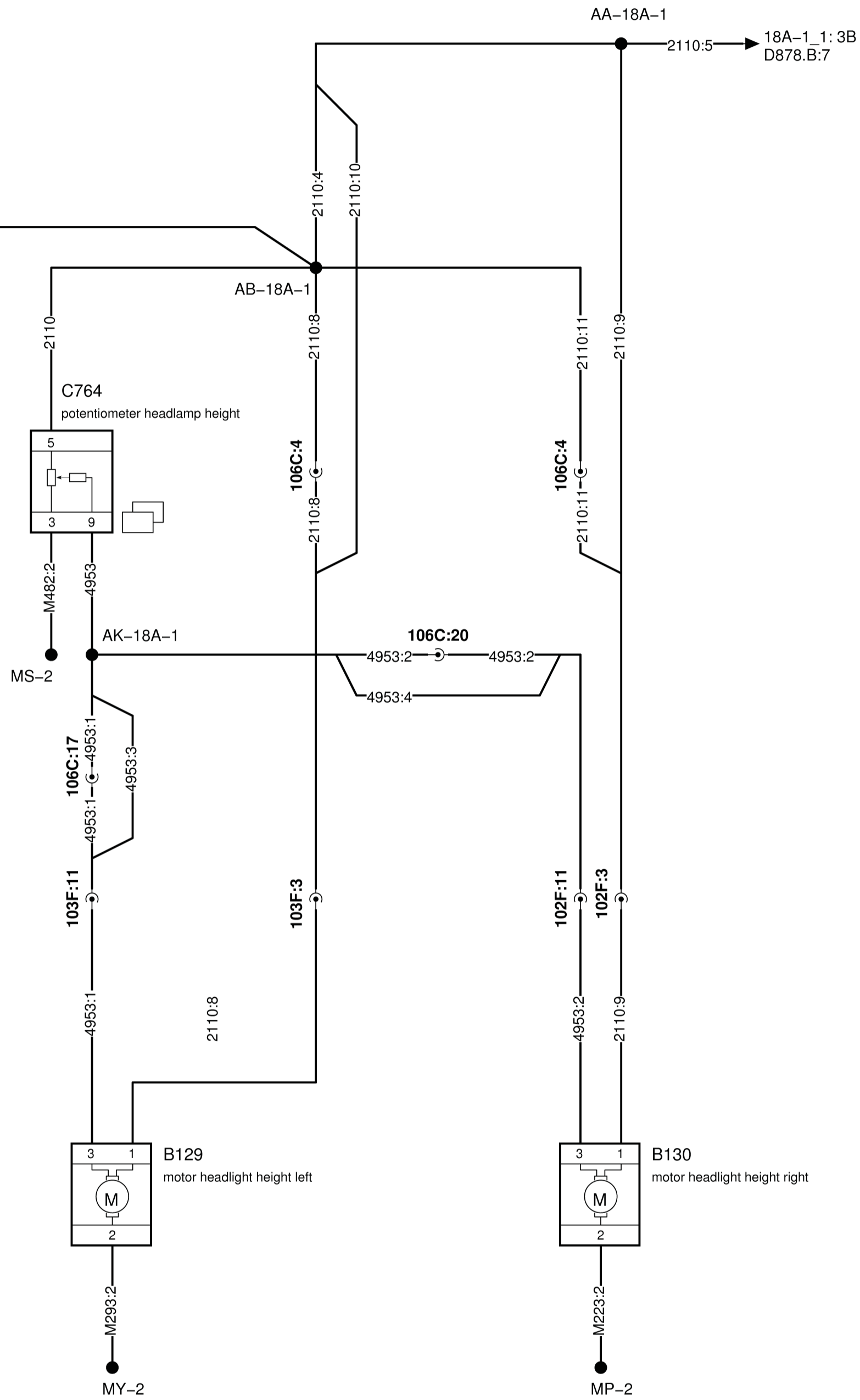
D2
main beam

main beam co-drivers side



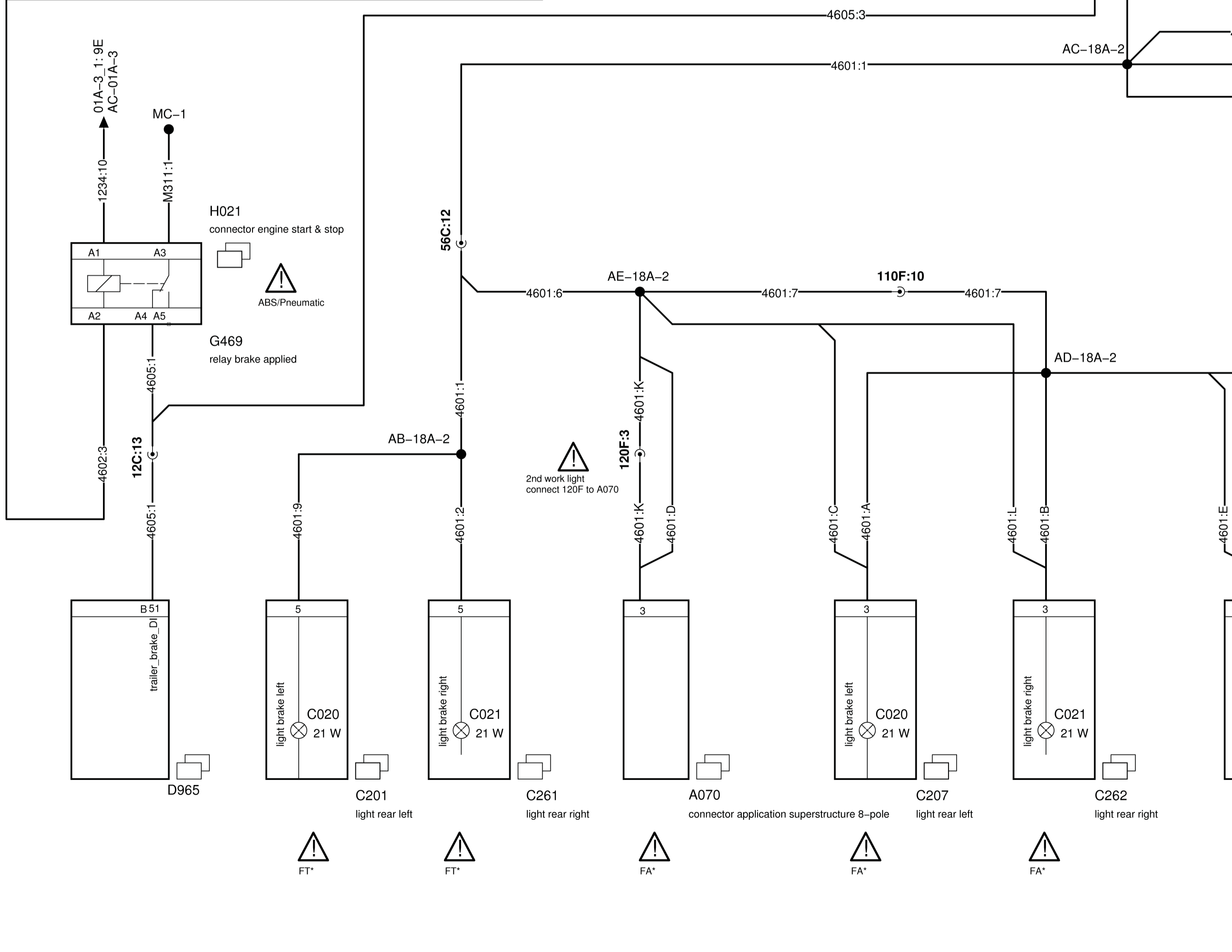
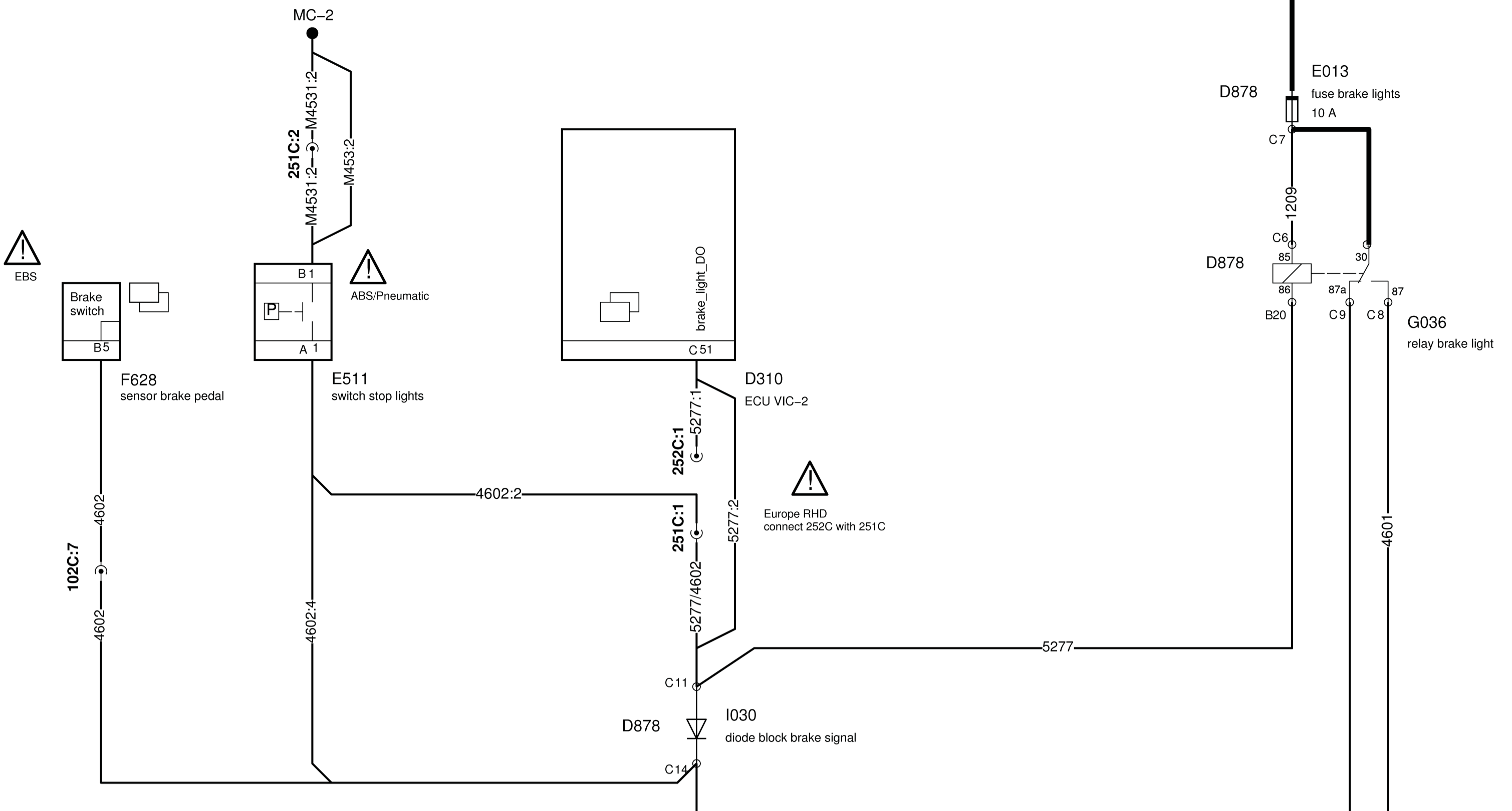
Pinning switch C927 corrected (pin 7 ans 1)		080108	MP		01
See 'RD27 - SaberDS1' for location see Saber homepage		070914	EvH		00
modification description		date	drawn by	auth. by	mod. no. / issue
general tolerances		tolerance principle		title	
according drawing		material		Lighting system	
TKB 00801-033		heat/surface treatment		Exterior Lighting	
surfaces/corners		size		Driving lights + headlamp leveling	
authorised by		scale		sheet	
E. v Hunsel		A1		1 : 2	
date		third angle projection		This drawing is the property of DAF - Trucks N.V. Eindhoven. The Netherlands and may not be copied in whole or in part without the prior written consent of the owner.	
070914		DAF		drawing / issue number	
1781644		CAD - Saber		1791322 / 01	
Replacement for		Service number		18A-1	

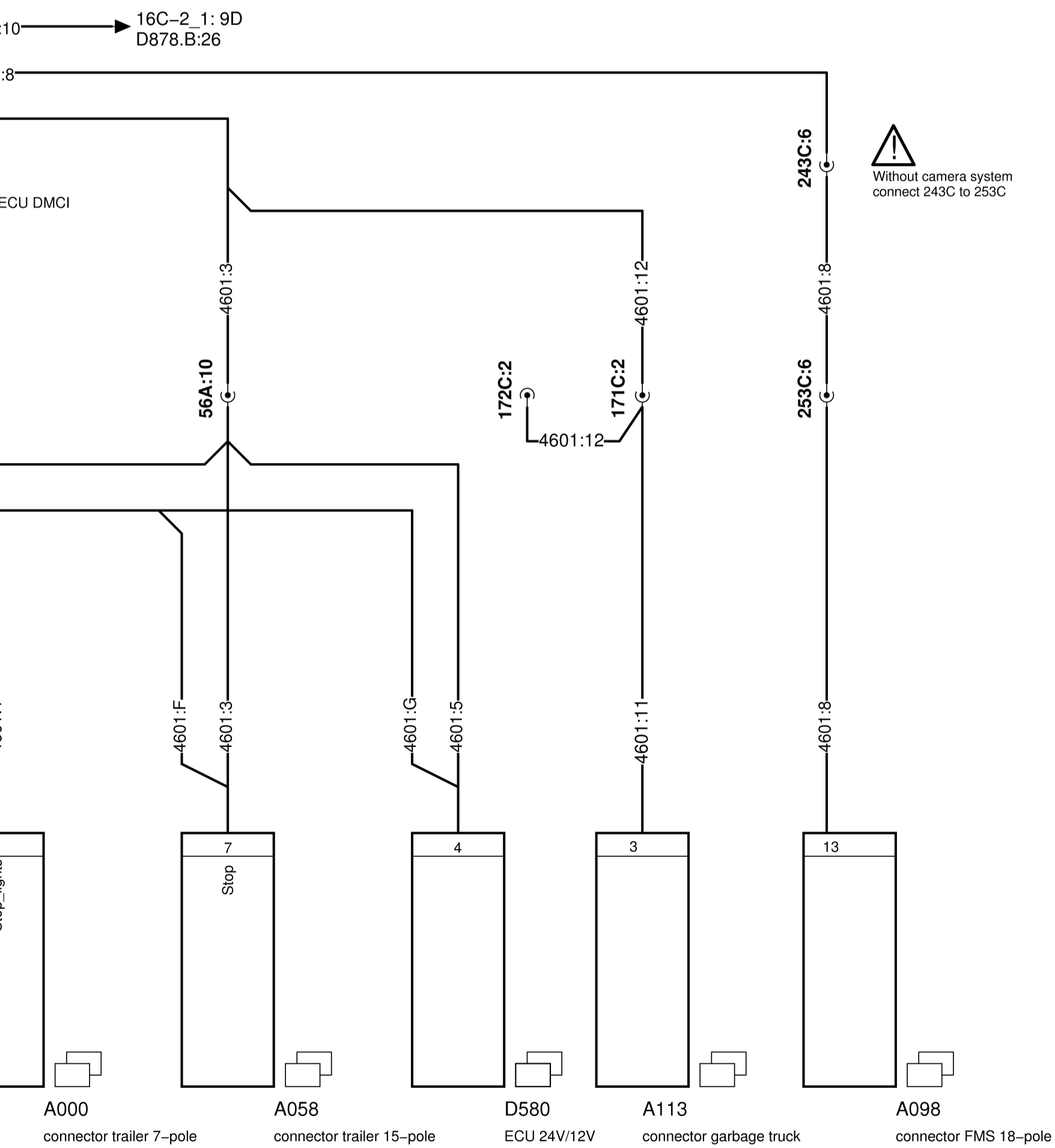




See sheet 2	080108	MP			01
See 'RD27 SaberDS1' for location see Saber homepage	070914	EvH			00
modification description	date	drawn by	auth. by	mod. no.	issue
general tolerances	according drawing	tolerance principle	title		
for drawing interpretation, see DAF standard: TKB 00801-033	material		Lighting system Exterior Lighting Driving lights + headlamp leveling		
surfaces/corners	heat/surface treatment	size	scale	sheet	
		A1	2:2	2:2	
authorised by	date	paint specification	third angle projection	This drawing is the property of DAF - Trucks N.V. Eindhoven, The Netherlands and may not be copied in whole or in part without the prior written consent of the owner.	
drawn by	date	prod. grp. spec.	spec. indication	drawing / issue number	
E. v Hunsel	070914			DAF	1791322 / 01
master no	1781644/03	Replacement for	CAD - Saber	Service number	18A-1

n_293409_444
1010





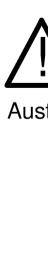
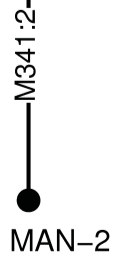
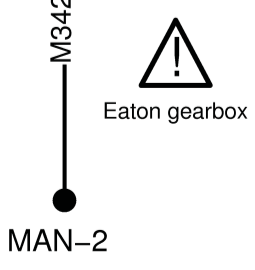
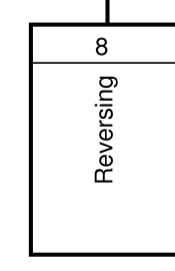
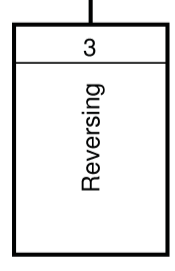
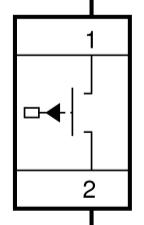
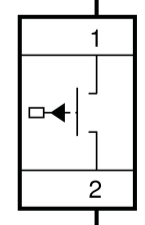

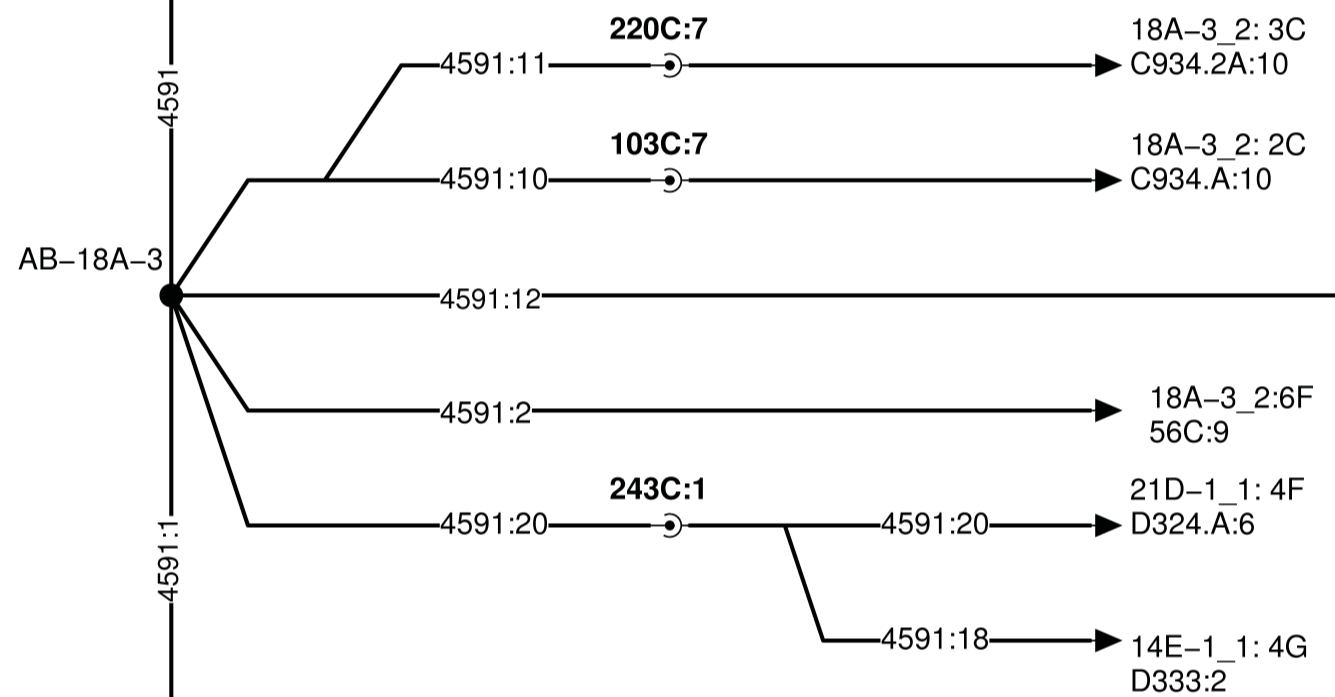
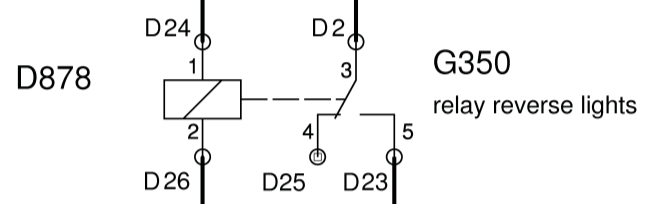
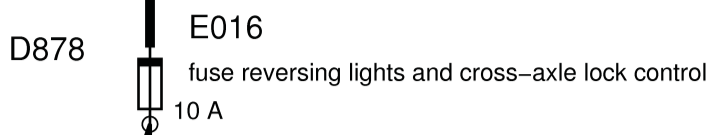
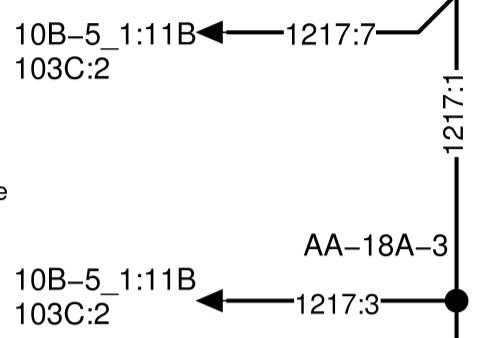
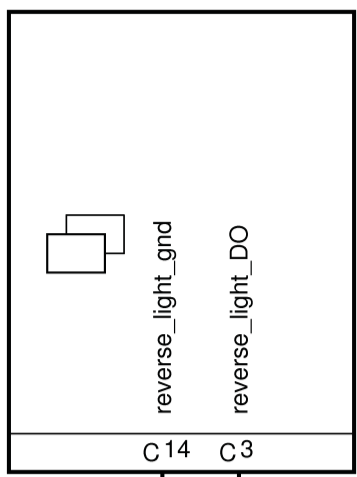
Australia

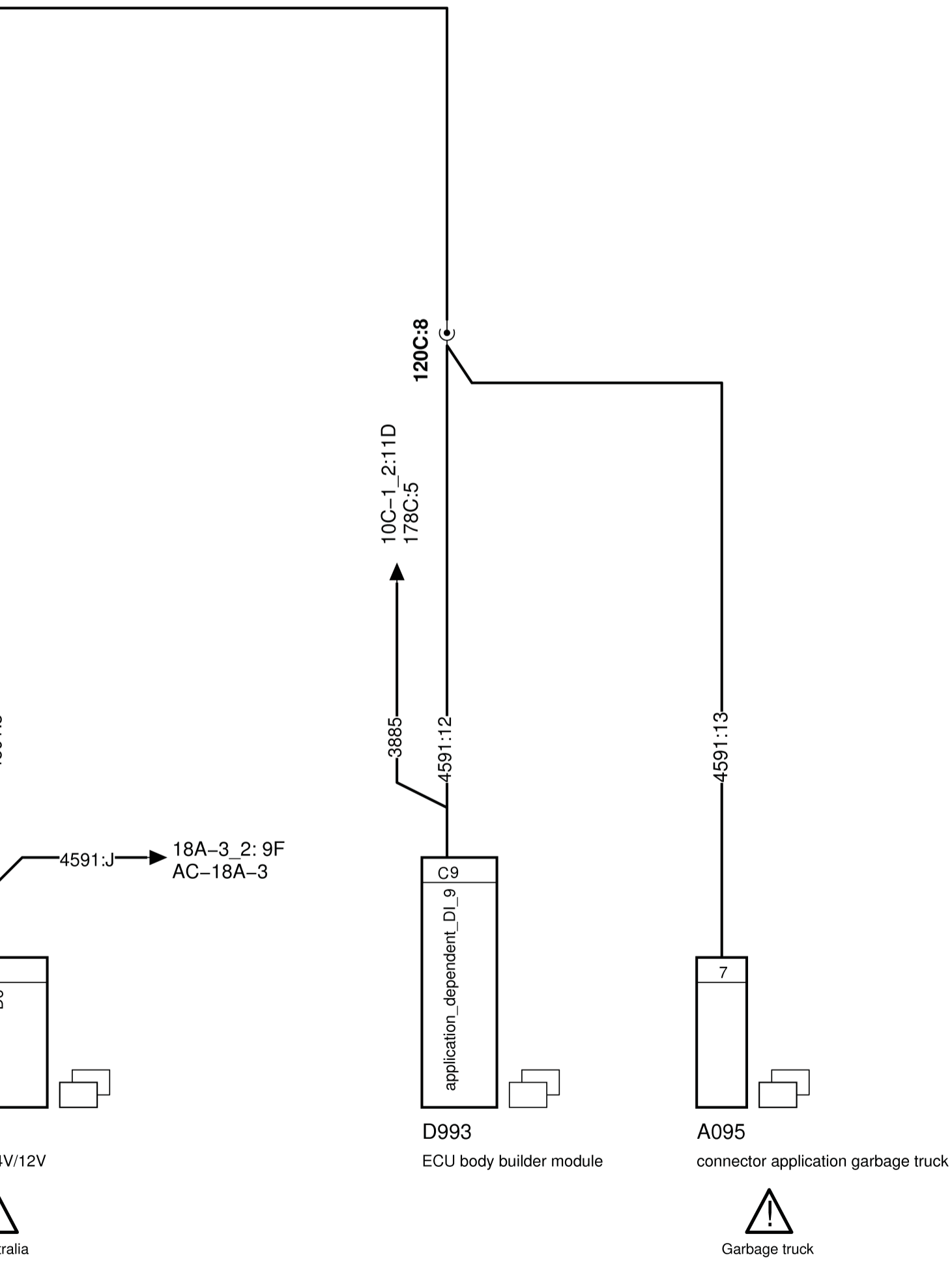


Garbage truck

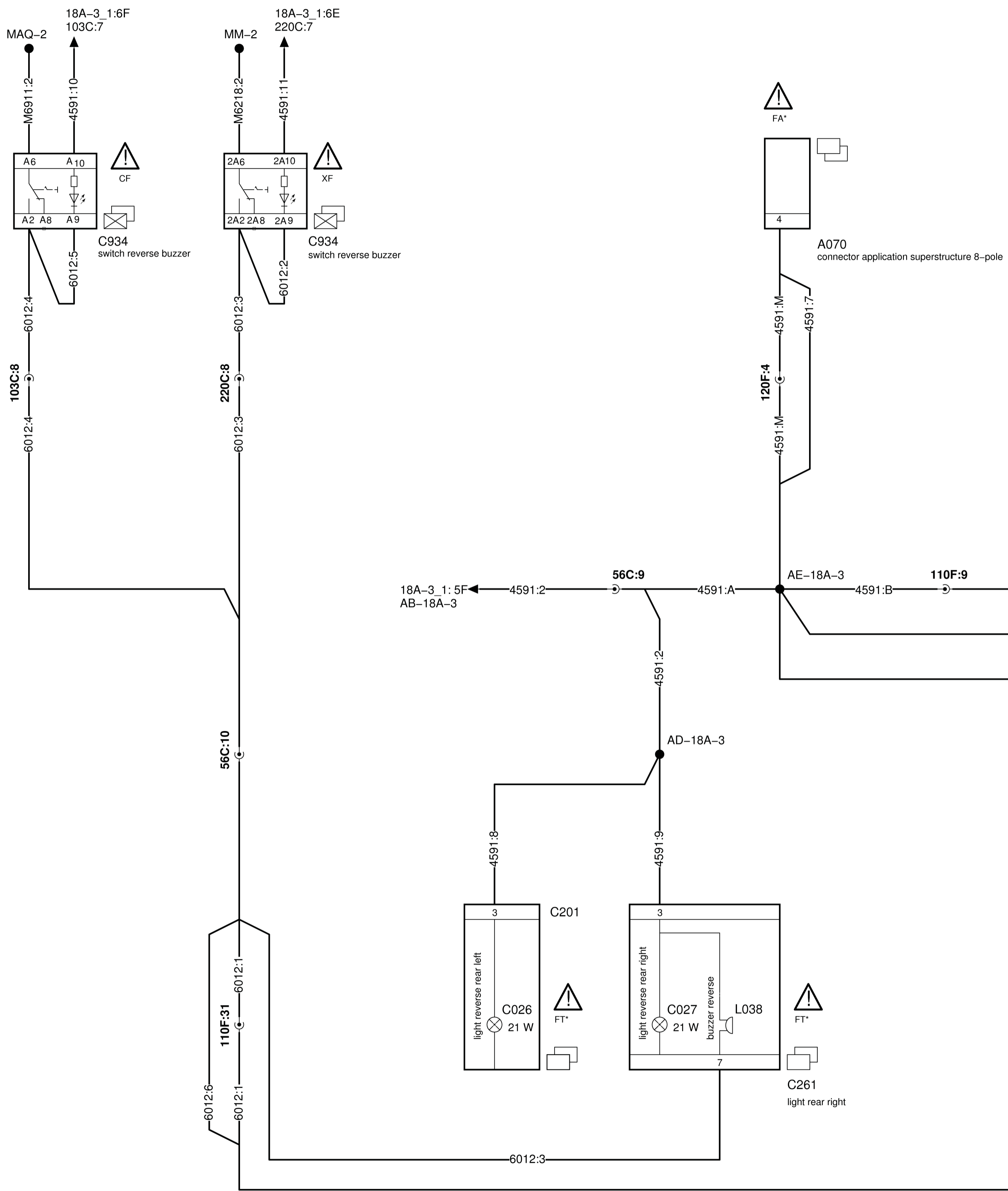
See RD32_SaberOS1 For location see Saber homepage		080818	MP			03
DIV 301 wire 2103.Z removed for AUS		080115	SB			DIV 301 02
Correction for Australia		071219	MP			DMR 18465 01
See RD27_SaberOS1 For location see Saber homepage		071019	EVH			10877 00
modification description		date	drawn by	auth. by	mod. no.	issue
general tolerances	Zie tek.	tolerance principle	title			
for drawing interpretation, see DAF standard:	TKB 00801-033	material	Lighting system Exterior lighting Stop lights			
surfaces/corners	10680	heat/surface treatment	size	scale	sheet	
authorised by		paint specification	A1	1 : 1		
drawn by	E. v Hunsel	prod.grp.spec.	Blind angle projection		This drawing is the property of DAF-Trucks N.V., Eindhoven. The Netherlands and may not be copied in whole or in part without the prior written consent of the owner.	
date	071019	spec. indication	DAF		drawing / issue number	1793548 / 03
master no.	Replacement for 1786737/01	CAD - Saber	Service number		18A-2	

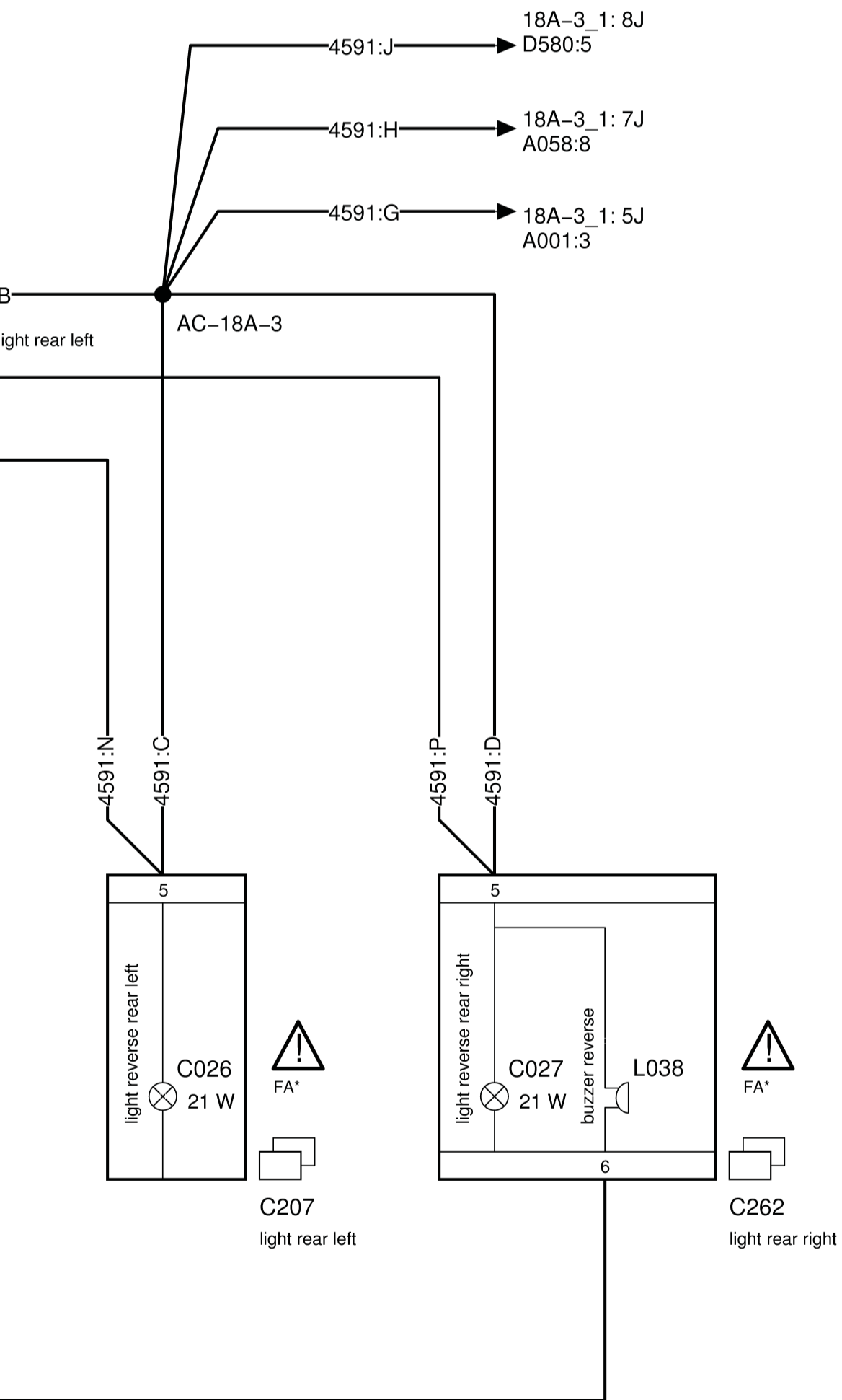
n_293409_444
1010



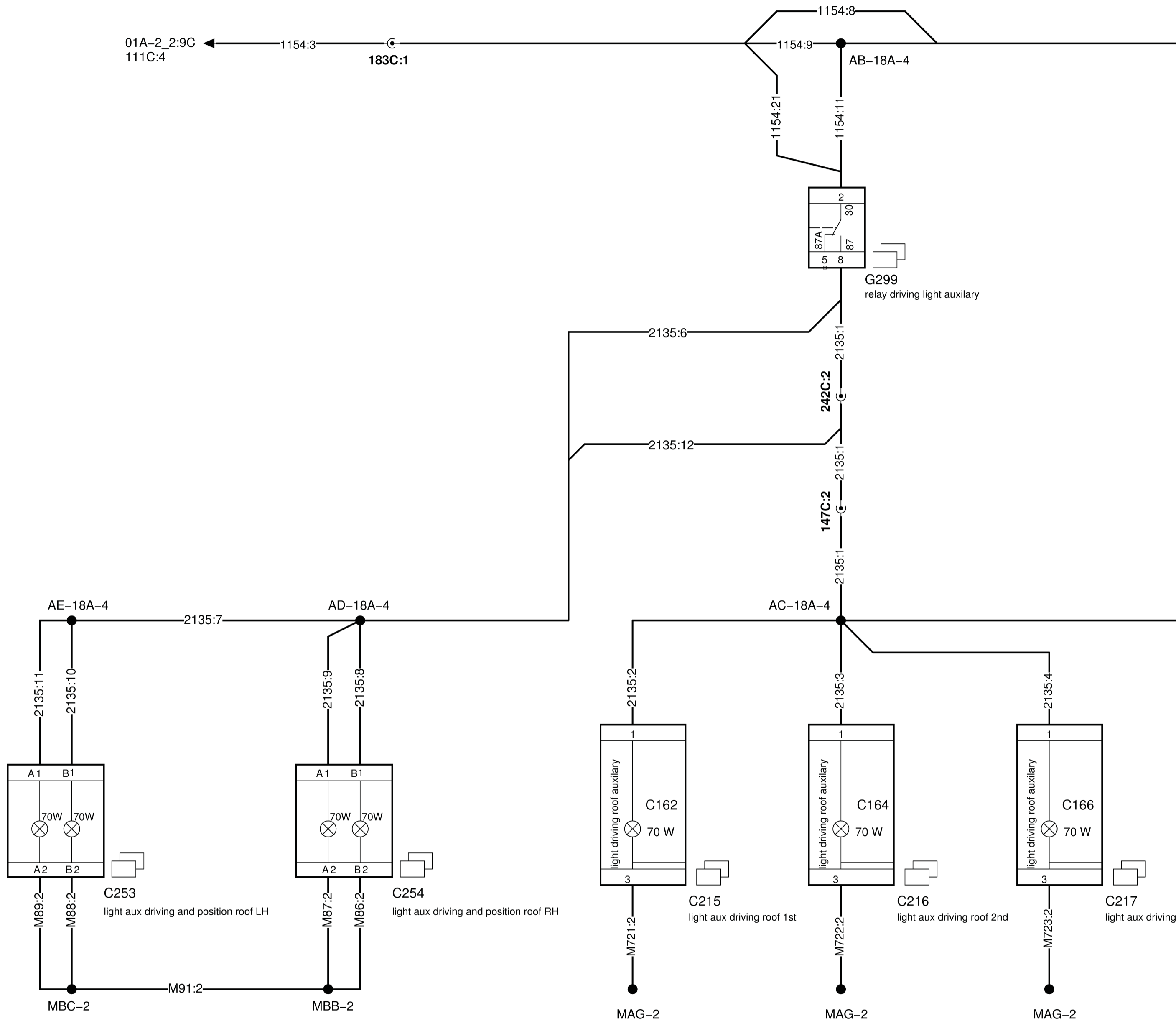


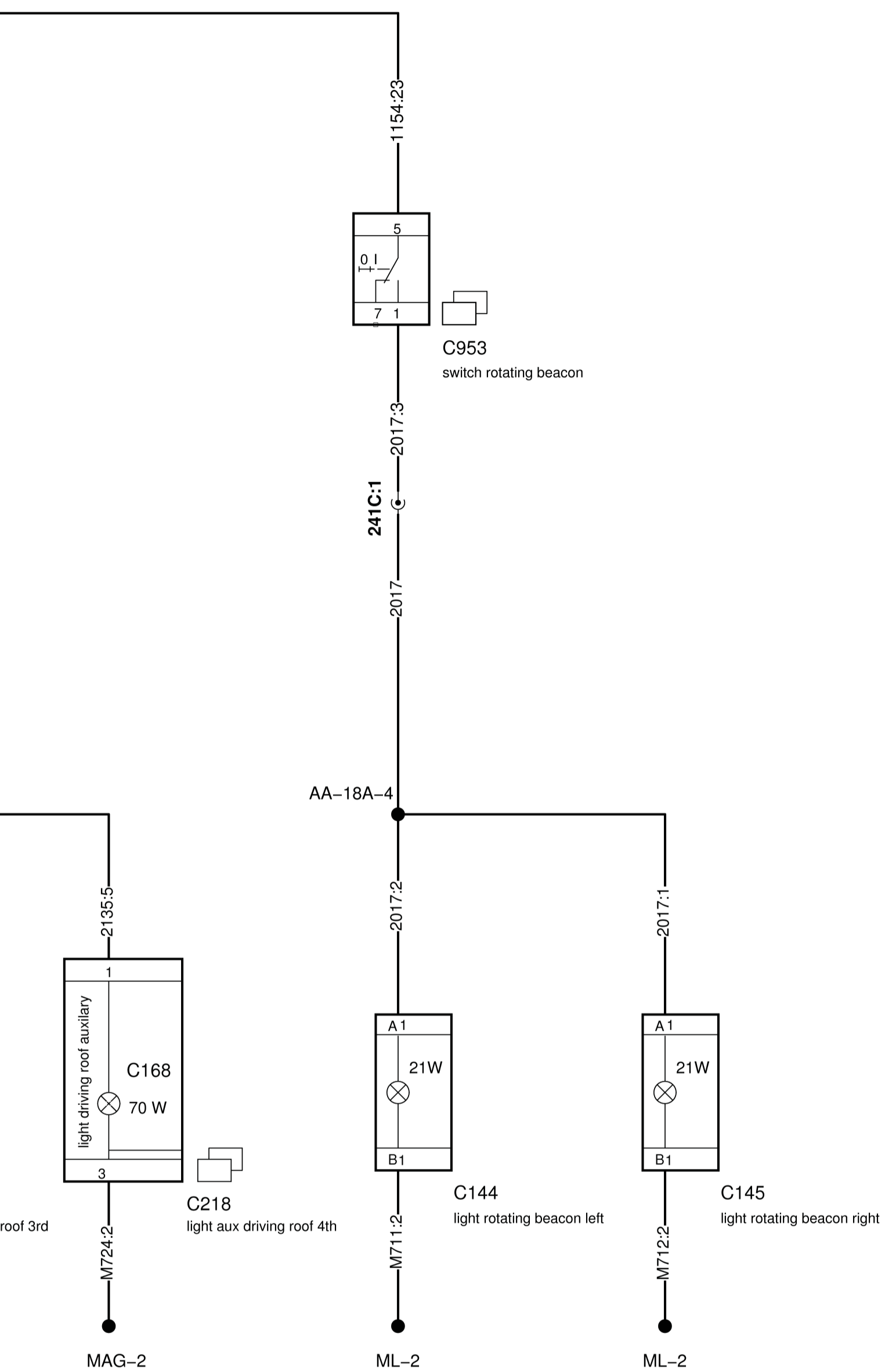
Part number of connector E609 changed		080207	SB		PMR64994	03
DIV 301 wire 2103:Z removed for AUS		080115	SB		DIV 301	02
See RD24, SaberOS1* for location see Saber homepage		070823	MP			01
See RD23, SaberOS1* for location see Saber homepage		070608	EVH		17815	00
modification description		date	drawn by	auth. by	mod. no.	issue
general tolerances		tolerance principle		title		
Zie tek.				Lighting system Exterior lighting Reverse lights		
for drawing interpretation, see DAF standard: TKB 00801-033		material				
surfaces/corners		heat/surface treatment		size	scale	sheet
				A1	1 : 2	
authorised by	date	paint specification		third angle projection		This drawing is the property of DAF - Trucks N.V., Eindhoven. The Netherlands and may not be copied in whole or in part without the prior written consent of the owner.
drawn by	date	prod.grp.spec.	spec. indication	DAF		
E. v Hunsel	070608			drawing / issue number		1785819 / 03
master no.	Replacement for		1781646/01	CAD - Saber		Service number
						18A-3



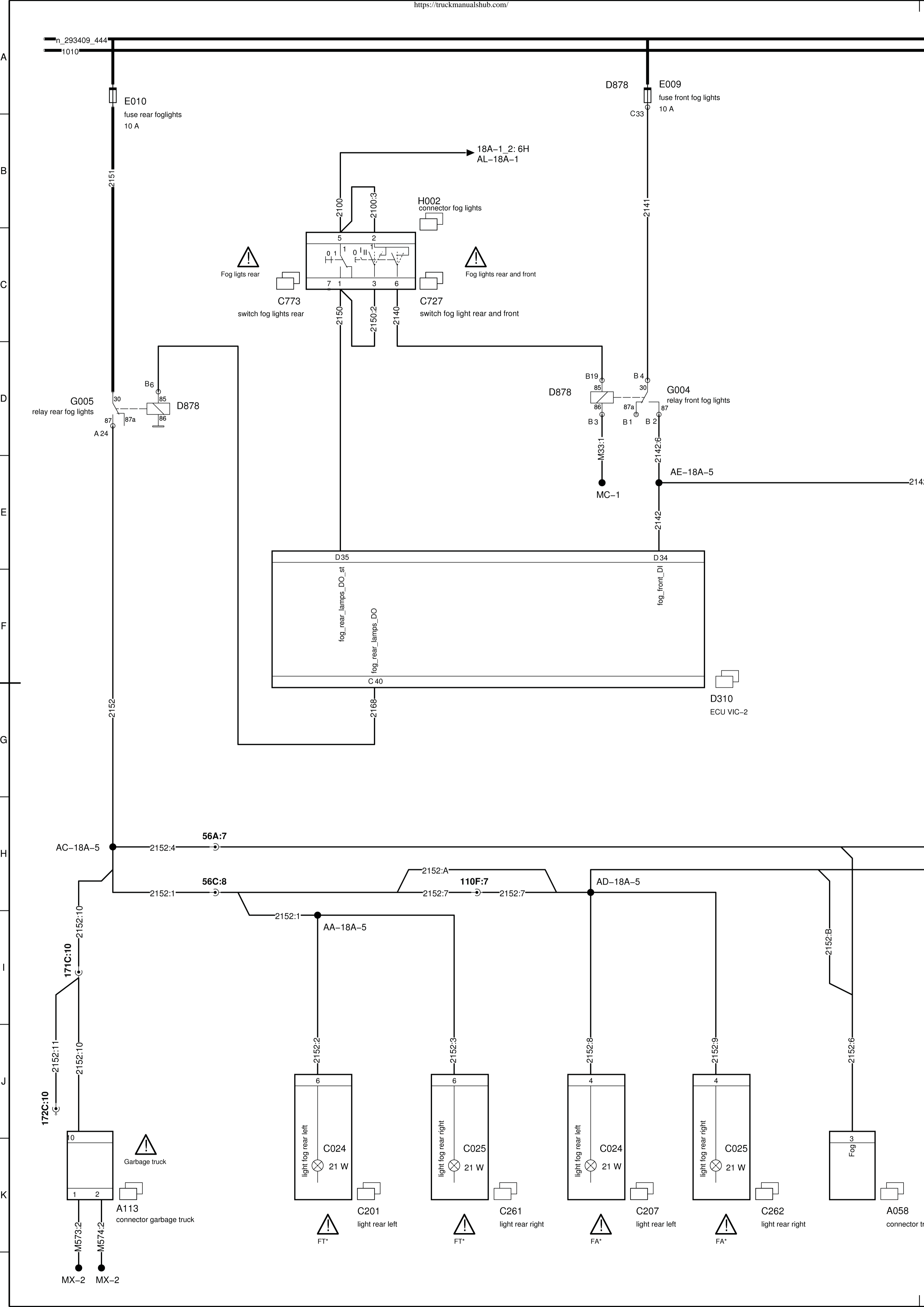


See sheet 1	080207	SB		PMR6494	03
DIV 301 wire 2103.Z removed for AUS	080115	SB		DIV 301	02
See RD24 - SaberOS1 For location see Saber homepage	070823	MP			01
See RD23 - SaberOS1 For location see Saber homepage	070608	EVH		17815	00
modification description	date	drawn by	auth. by	mod. no.	issue
general tolerances	Zie tek.		tolerance principle	title	
for drawing interpretation, see DAF standard:	TKB 00801-033		material	Lighting system Exterior lighting Reverse lights	
surfaces/corners	size	scale	sheet		
authorised by	date	paint specification	blind angle projection	This drawing is the property of DAF - Trucks N.V., Eindhoven. The Netherlands and may not be copied in whole or in part without the prior written consent of the owner.	
drawn by	date	prod.grp.spec.	spec. indication	drawing / issue number	
E. v Hunsel	070608			DAF 1785819 / 03	
master no	Replacement for	1781646/01	CAD - Saber	Service number	18A-3



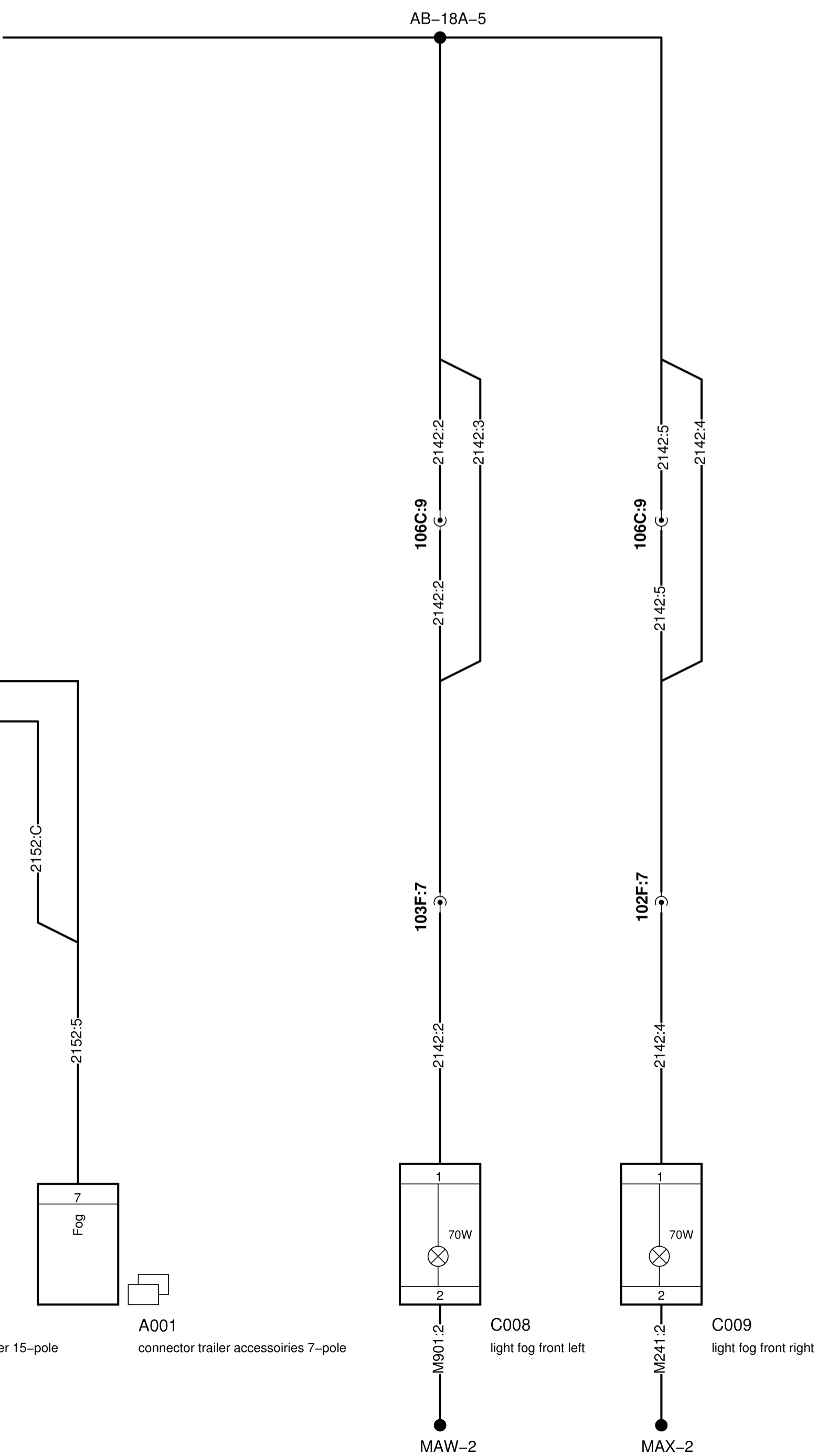


Connector 242C turned male / female		080129	EVH	10877	01
See 'RD27_SaberOS1' For location see Saber homepage		070914	EVH	64725	00
modification description		date	drawn by	auth. by	mod. no.
general tolerances	Zie tek.	tolerance principle	title		
for drawing interpretation, see DAF standard:	TKB 00801-033	material	Lighting system Exterior lighting Rotating beacons + Auxiliary lights		
surfaces/corners		heat/surface treatment	size	scale	sheet
authorised by		paint specification	A1	1 : 1	
drawn by	E. v Hunsel	date	first angle projection		This drawing is the property of DAF - Trucks N.V., Eindhoven, The Netherlands and may not be copied in whole or in part without the prior written consent of the owner.
master no.		070914			
		prod.grp.spec.	DAF		drawing / issue number
		spec. indication	CAD - Saber		1791320 / 01
		Replacement for	1781643/02		Service number
					18A-4

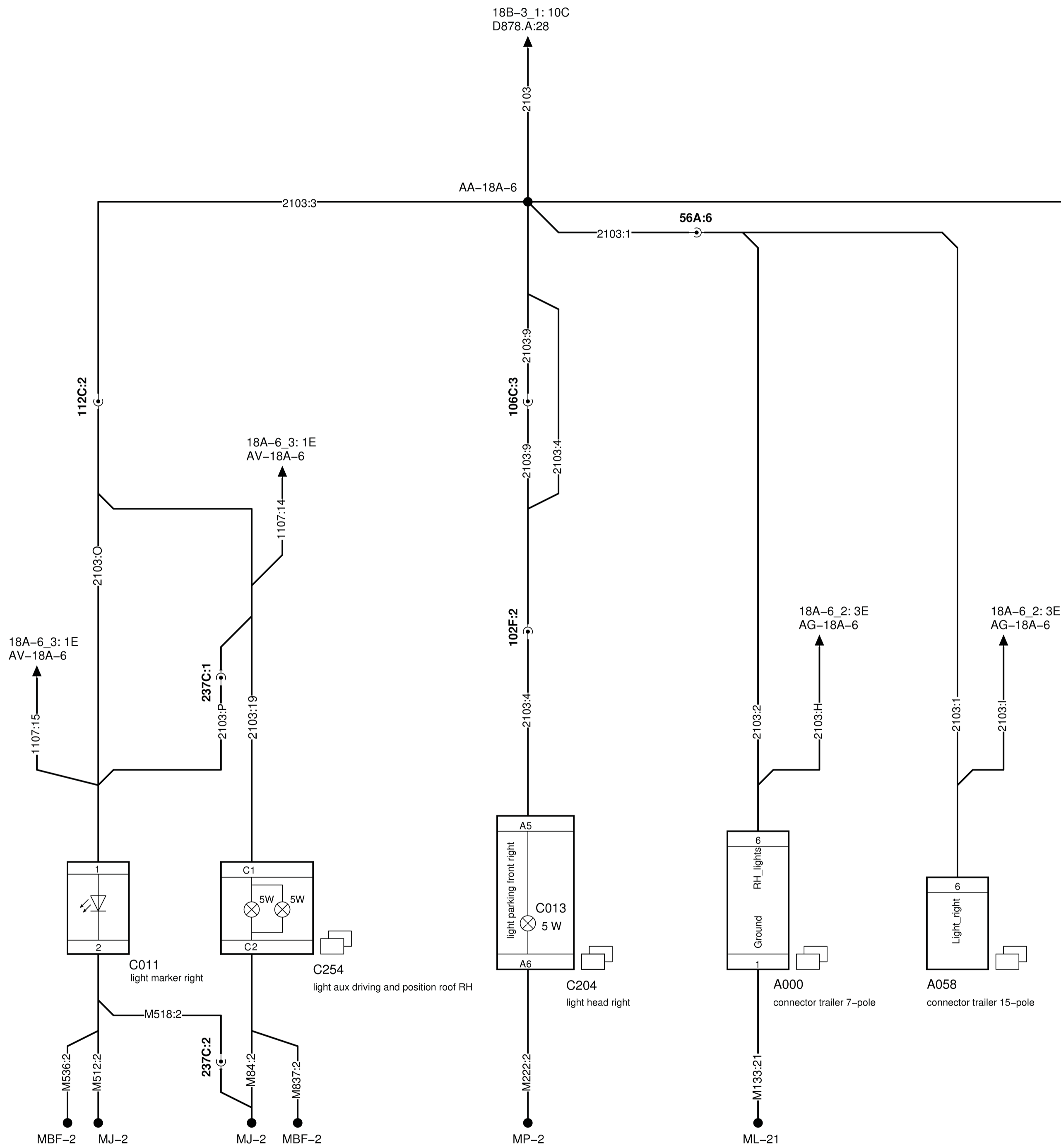


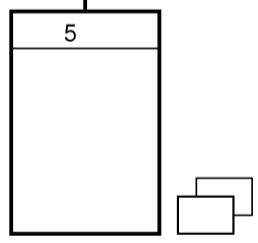
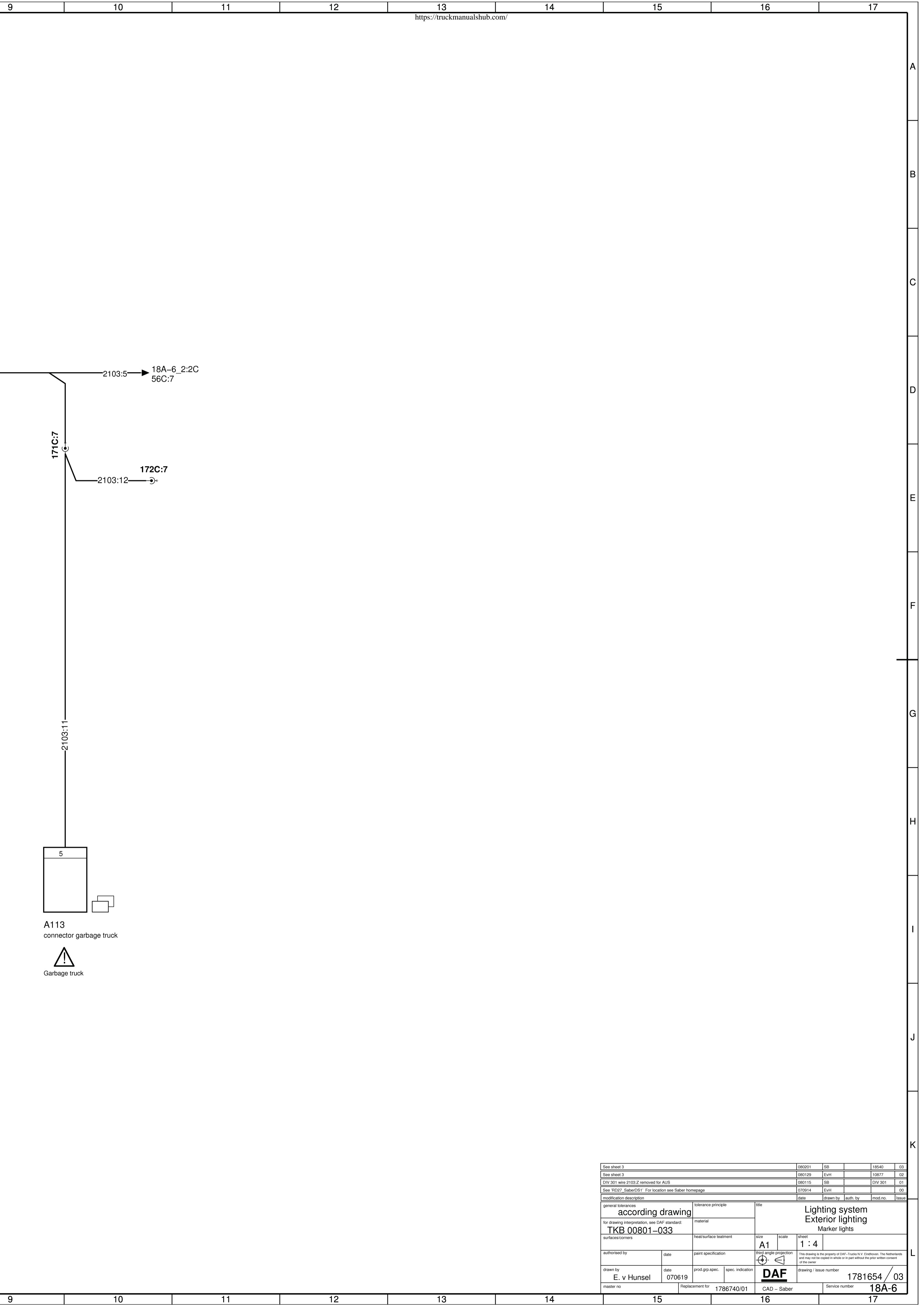
A
B
C
D
E
F
G
H
I
J
K

1 2 3 4 5 6 7 8



See RD27 SaberOS1 For location see Saber homepage		071030	MP			01
See RD23 SaberOS1 For location see Saber homepage		070619	EVH			00
modification description		date	drawn by	auth. by	mod.no.	issue
general tolerances	Zie tek.	tolerance principle	title			
for drawing interpretation, see DAF standard:	TKB 00801-033	material	Lighting system Exterior lighting Fog lights			
surfaces/corners	10680	heat/surface treatment	size	scale	sheet	
authorised by		paint specification	A1	1 : 1		
drawn by	E. v Hunsel	date	070619	prod.grp.spec.	spec. indication	
master no.		Replacement for	1747165/01	CAD - Saber	Service number	1786739 / 01
						18A-5





A113
connector garbage truck



Garbage truck

See sheet 3	080201	SB	18540	03
See sheet 3	080129	EvH	10877	02
DIV 301 wire 2103.2 removed for AUS		080115	SB	DIV 301 01
See 'RD27 SaberDS1' For location see Saber homepage		070914	EvH	00
modification description	date	drawn by	auth. by	mod. no.
general tolerances	tolerance principle	title		
according drawing		Lighting system		
for drawing interpretation, see DAF standard:	material	Exterior lighting		
TKB 00801-033		Marker lights		
surfaces/corners	heat/surface treatment	size	scale	sheet
		A1	1:4	
authorised by	date	paint specification	third angle projection	This drawing is the property of DAF-Trucks N.V. Eindhoven. The Netherlands and may not be copied in whole or in part without the prior written consent of the owner.
drawn by	date	prod.grp.spec.	spec. indication	
E. v Hunsel	070619		DAF	drawing / issue number
master no.	Replacement for	1786740/01	CAD - Saber	Service number
				18A-6

18A-6_1:5D
AA-18A-6

56C:7

2103:5

2103:E

AF-18A-6

2103:J

2103:F

110F:6

2103:D

2103:Z

2103:D

2103:G

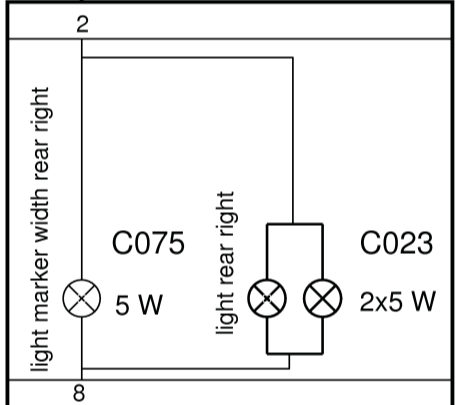
2103:H

2103:I

18A-6_1:7H
A000:6

18A-6_1:8I
A058:6

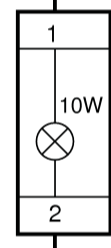
2103:V



FA*

C262
light rear right

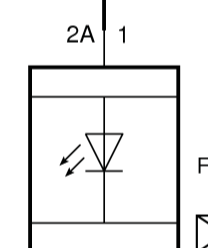
MM-21 ME-20



FA*

C155
light license plate right

MN-21



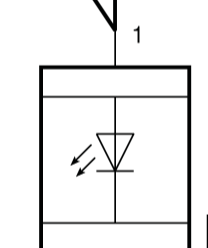
FA*

C157
light marker middle right 1st

114F:2

M116:20

MJ-20



C157
light marker

MH-20

2103:20

2A 1

2A 2

M436:20

114F:1

2103:J

2103:7

1

2

M116:20

M53:20

MH-20

2103:7

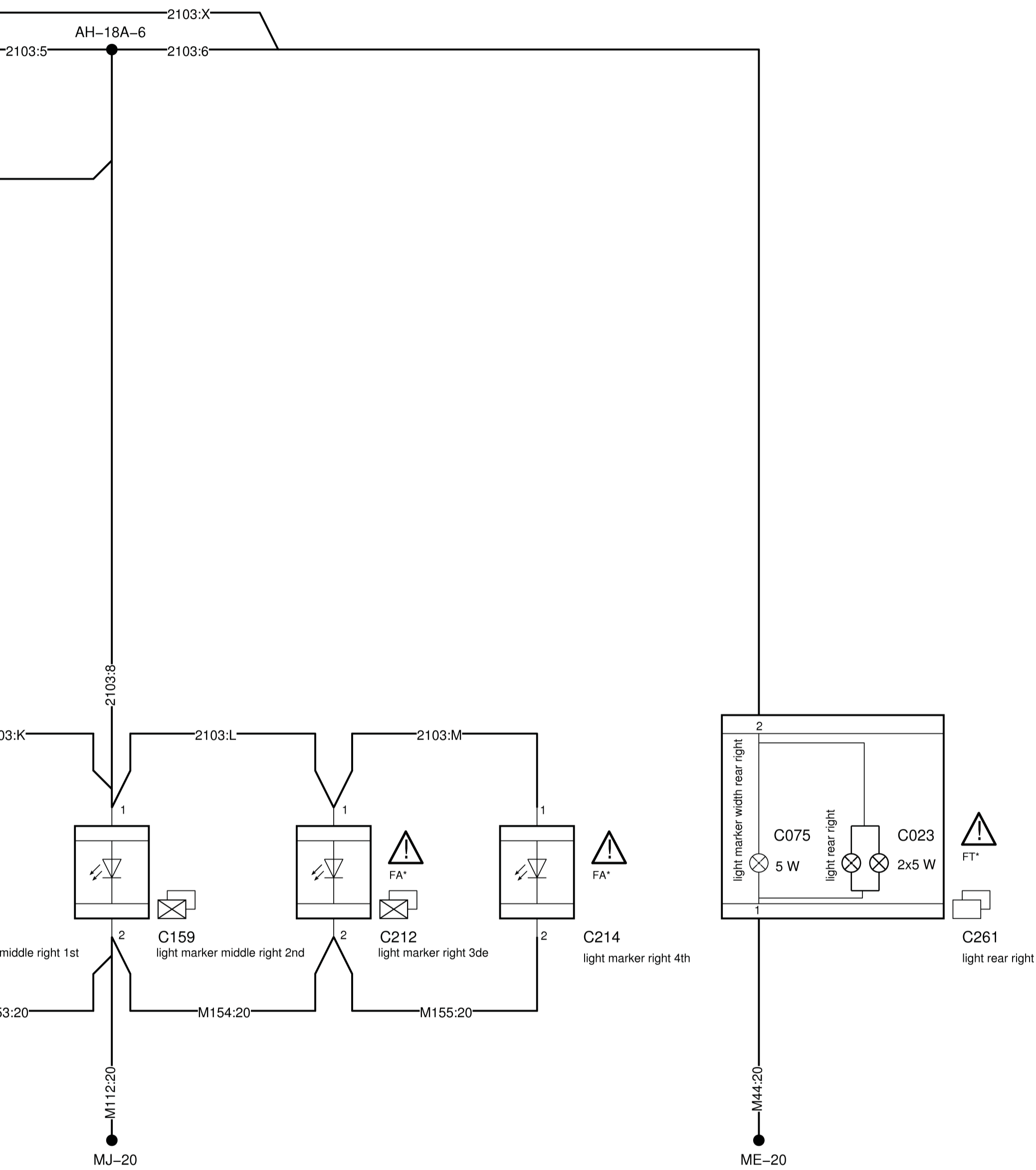
1

2

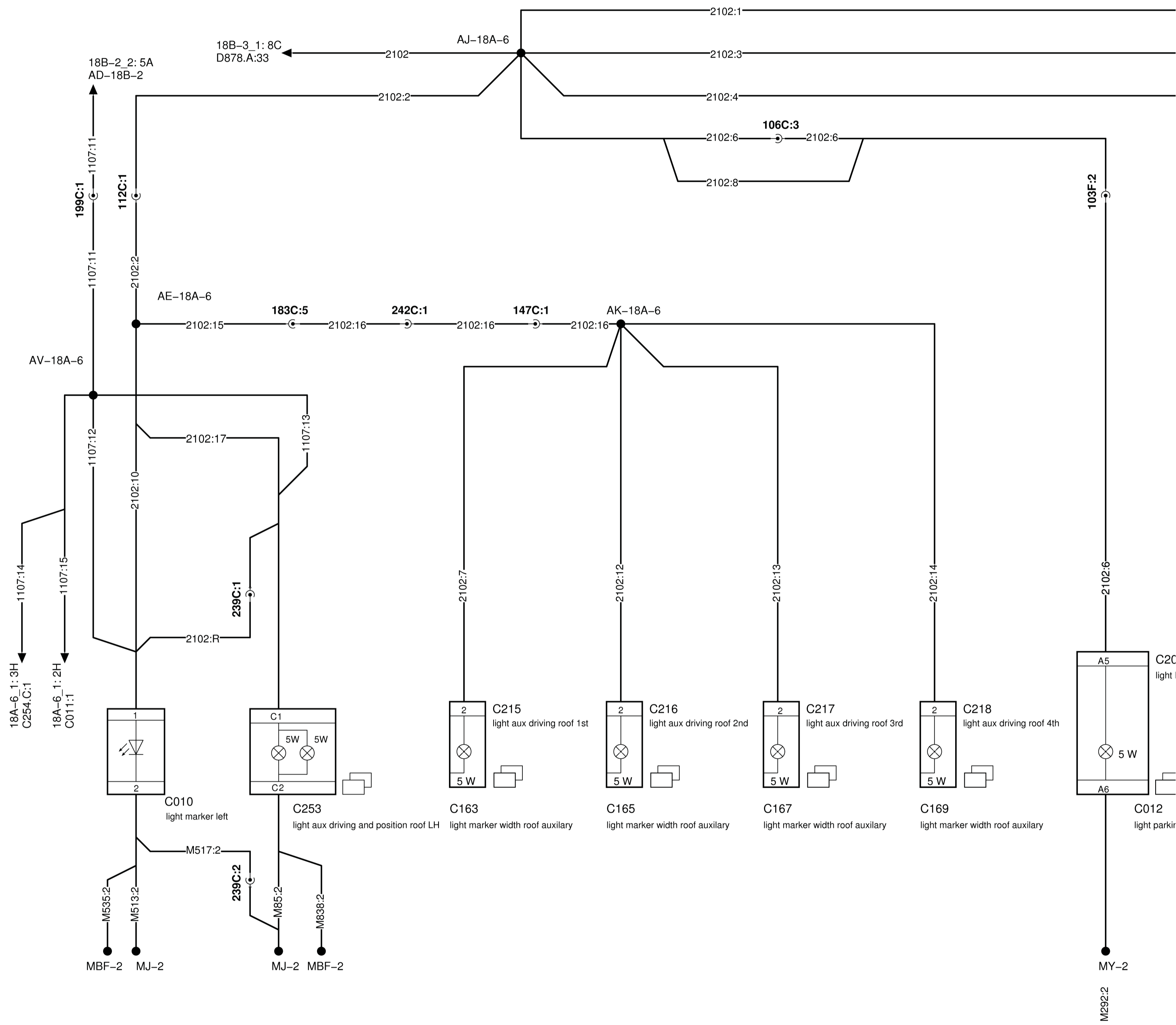
M116:20

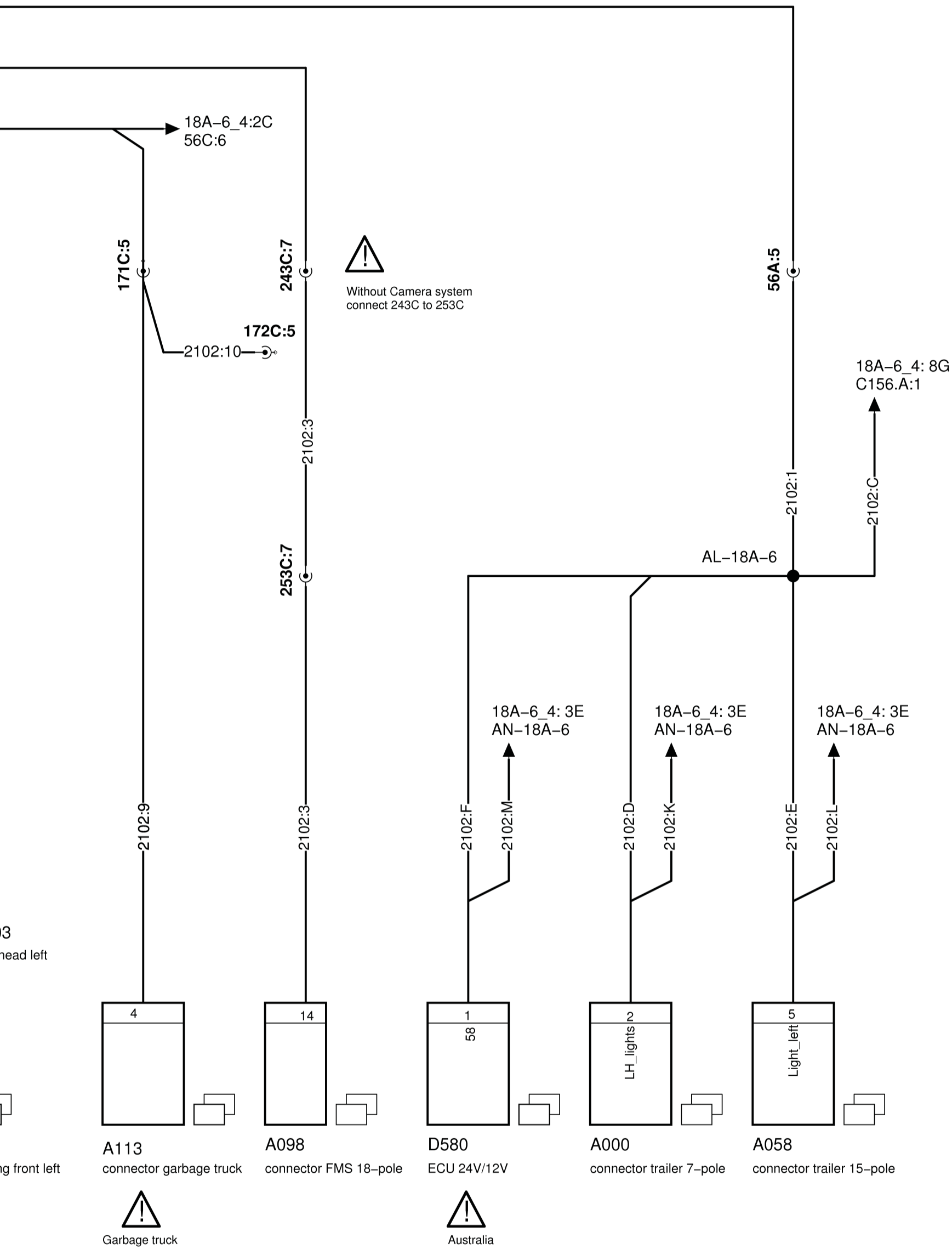
M153:20

MH-20

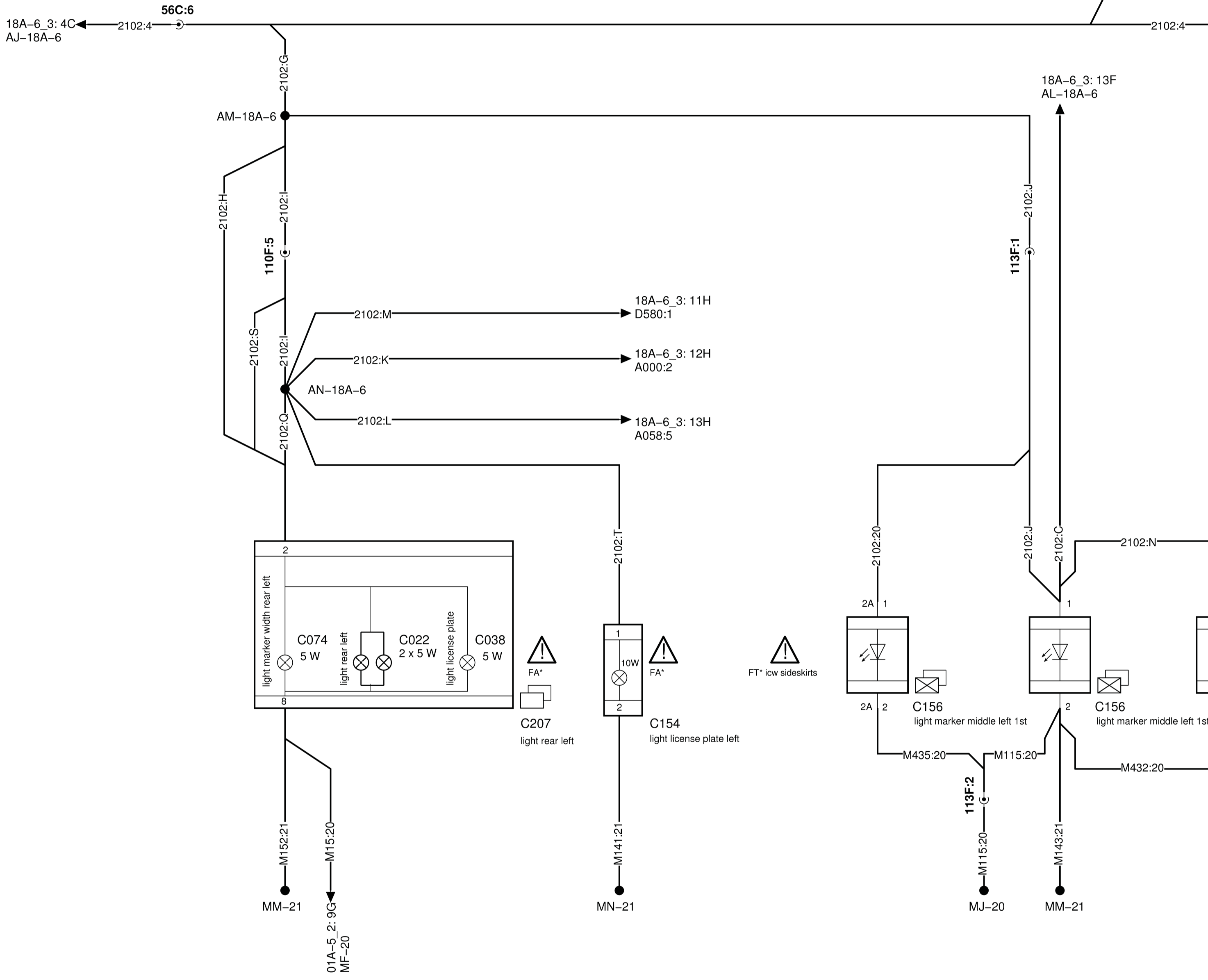


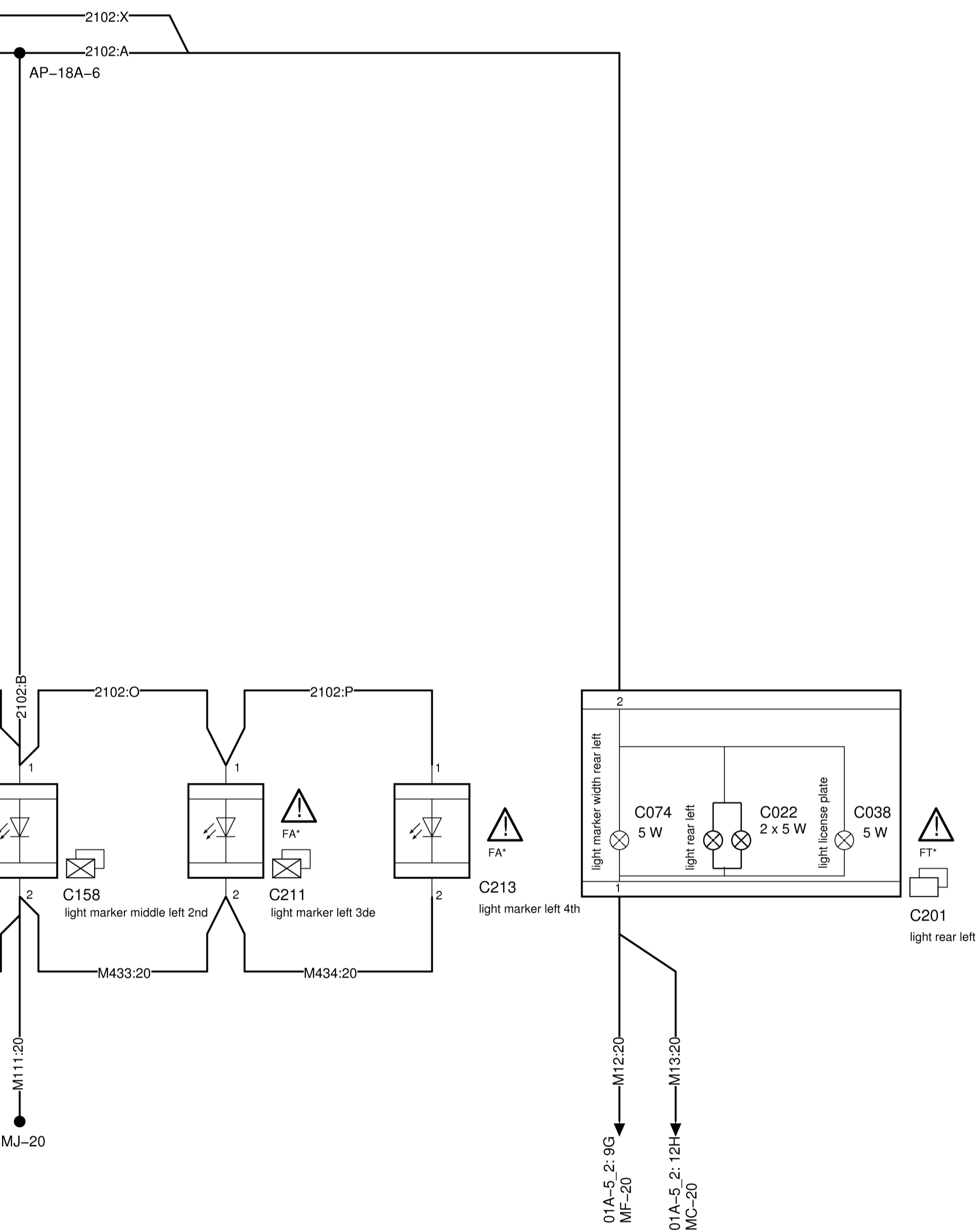
See Sheet 3	080207	SB	18540	03
See sheet 3	080129	EvH	10877	02
DIV 301 wire 2103:Z removed for AUS	080115	SB	DIV 301	01
See 'RD27 SaberDS1' For location see Saber homepage	070914	EvH		00
modification description	date	drawn by	auth. by	mod. no.
general tolerances	tolerance principle	title		
according drawing		Lighting system		
TKB 00801-033	material	Exterior lighting		
surfaces/corners	heat/surface treatment	size	scale	sheet
		A1	2:4	
authorised by	date	paint specification	third angle projection	This drawing is the property of DAF - Trucks N.V. Eindhoven. The Netherlands and may not be copied in whole or in part without the prior written consent of the owner.
E. v Hunsel	070619	prod.grp.spec.	spec. indication	
master no.	Replacement for	1786740/01	CAD - Saber	Service number
				18A-6



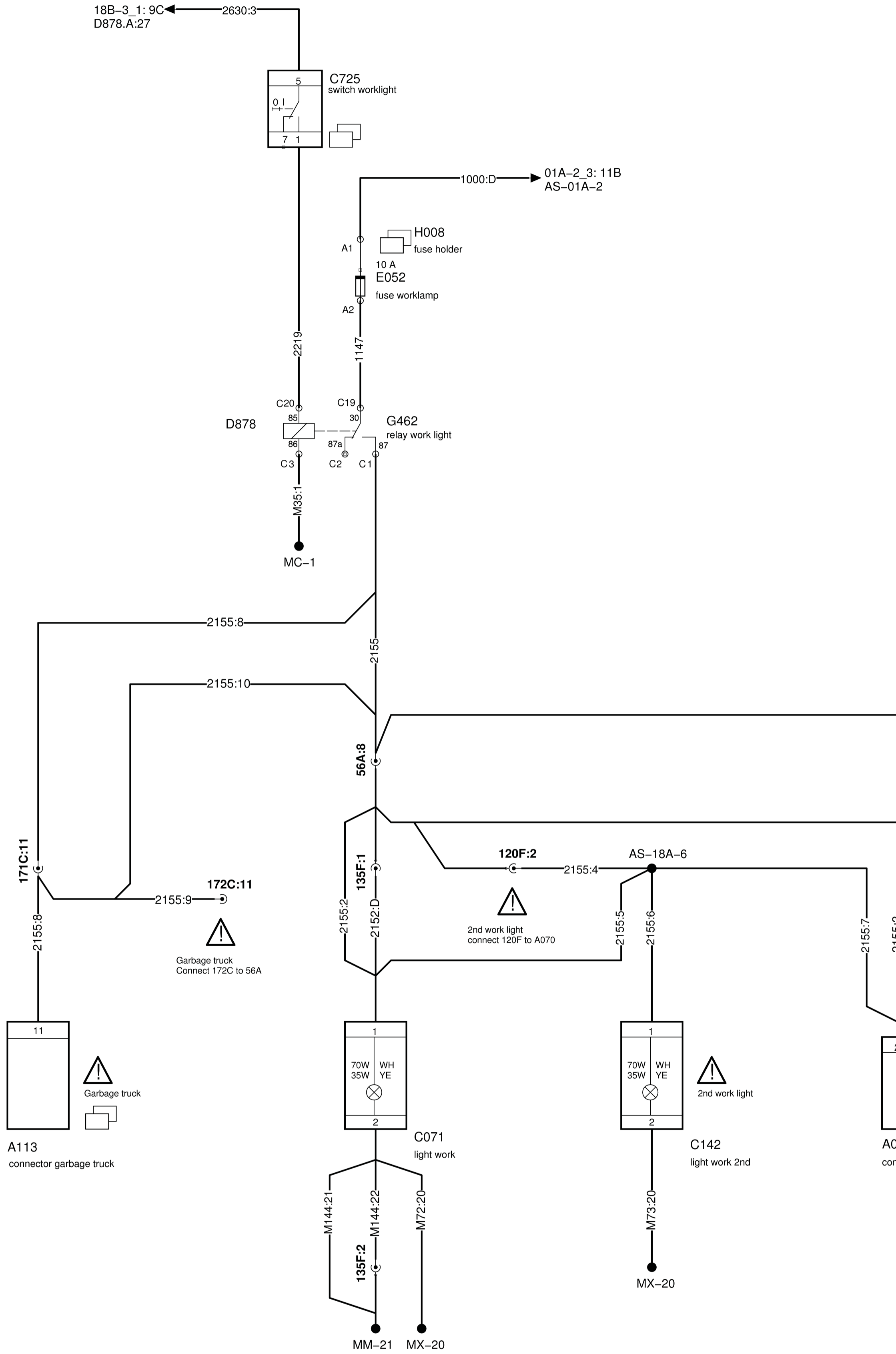


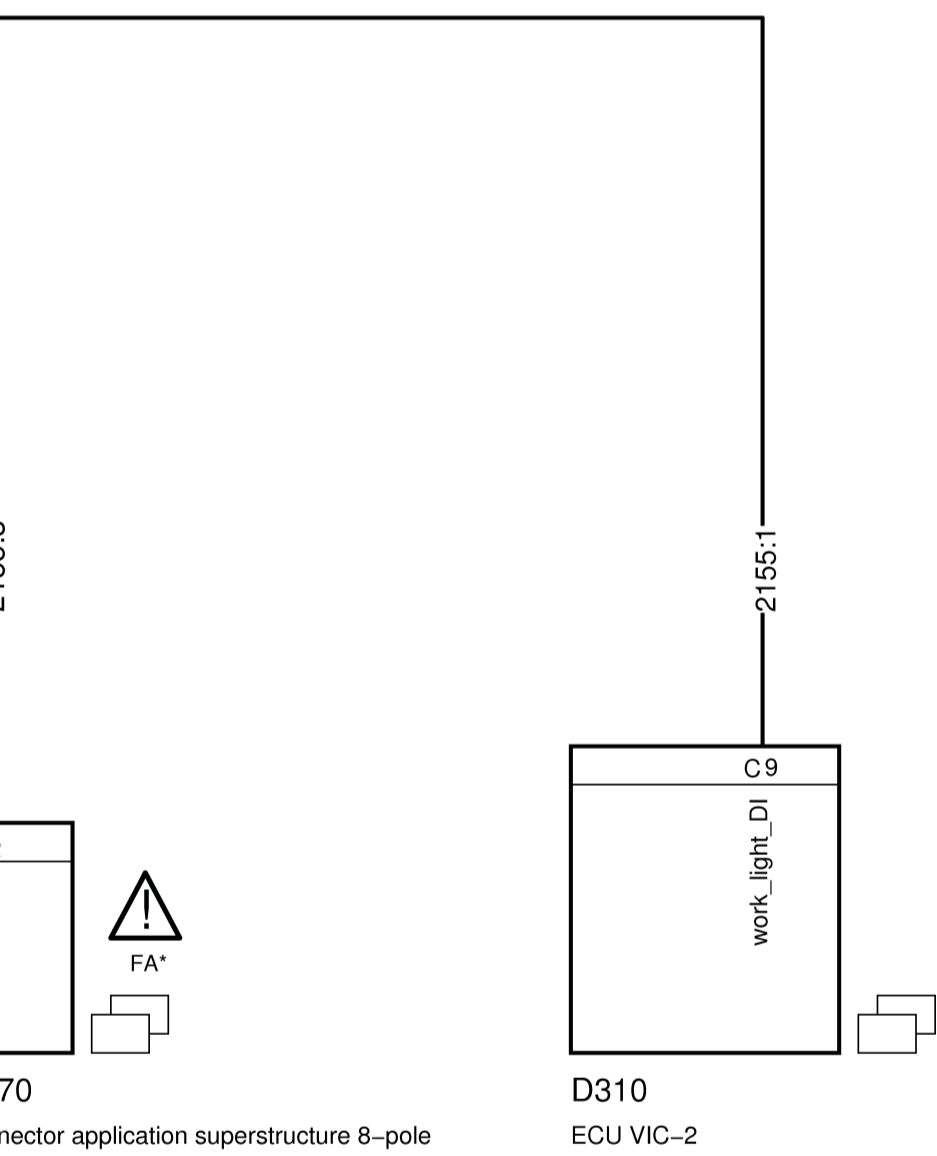
Variant 18540 on wire 2102:1 added	080207	SB	10877	03
Connector 242C turned, male / female	080129	EvH	10877	02
DIV 301 wire 2103.Z removed for AUS	080115	SB	DIV 301	01
See 'RD27 SaberDS1' For location see Saber homepage	070914	EvH		00
modification description	date	drawn by	auth. by	mod. no.
general tolerances	tolerance principle	title		
according drawing		Lighting system		
TKB 00801-033	material	Exterior lighting		
surfaces/corners	heat/surface treatment	size	scale	sheet
		A1	3:4	3:4
authorised by	date	paint specification	third angle projection	This drawing is the property of DAF-Trucks N.V. Eindhoven, The Netherlands and may not be copied in whole or in part without the prior written consent of the owner.
E. v Hunsel	070619	prod.grp.spec.	spec. indication	
master no.	Replacement for	1786740/01	CAD - Saber	Service number
				18A-6





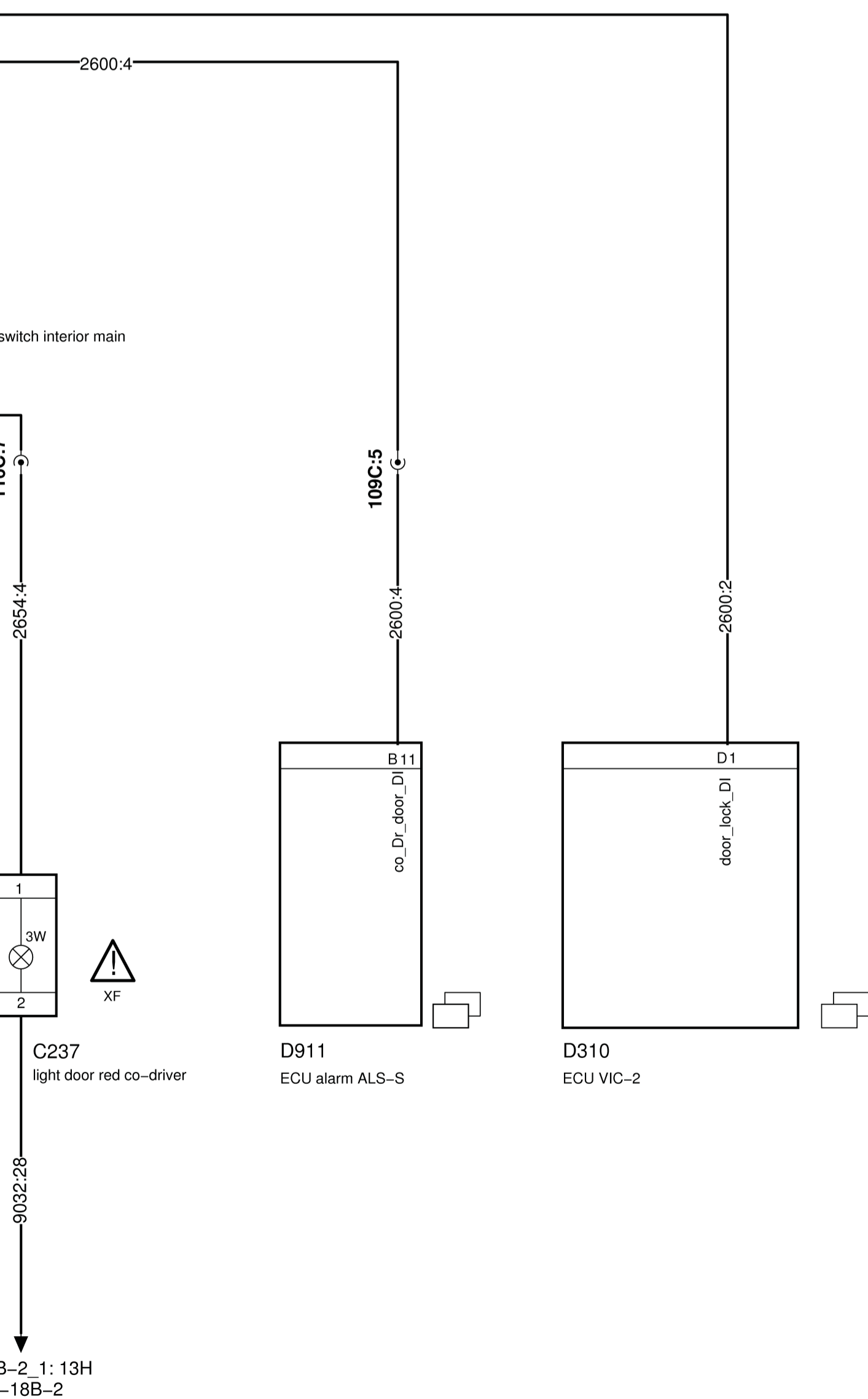
See sheet 3	080207	SB	18540	03
See sheet 3	080129	EvH	10877	02
DIV 301 wire 2103.Z removed for AUS	080115	SB	DIV 301	01
See 'RD27 SaberDS1' For location see Saber homepage	070914	EvH		00
modification description	date	drawn by	auth. by	mod. no.
general tolerances	according drawing	tolerance principle	title	
for drawing interpretation, see DAF standard:	TKB 00801-033	material	Lighting system Exterior lighting Marker lights	
surfaces/corners	heat/surface treatment	size	scale	sheet
authorised by	date	paint specification	A1	4:4
drawn by	date	prod.grp.spec.	spec. indication	third angle projection
E. v Hunsel	070619			DAF
master no.	Replacement for	1786740/01	CAD - Saber	drawing / issue number
				1781654 / 03
				Service number
				18A-6



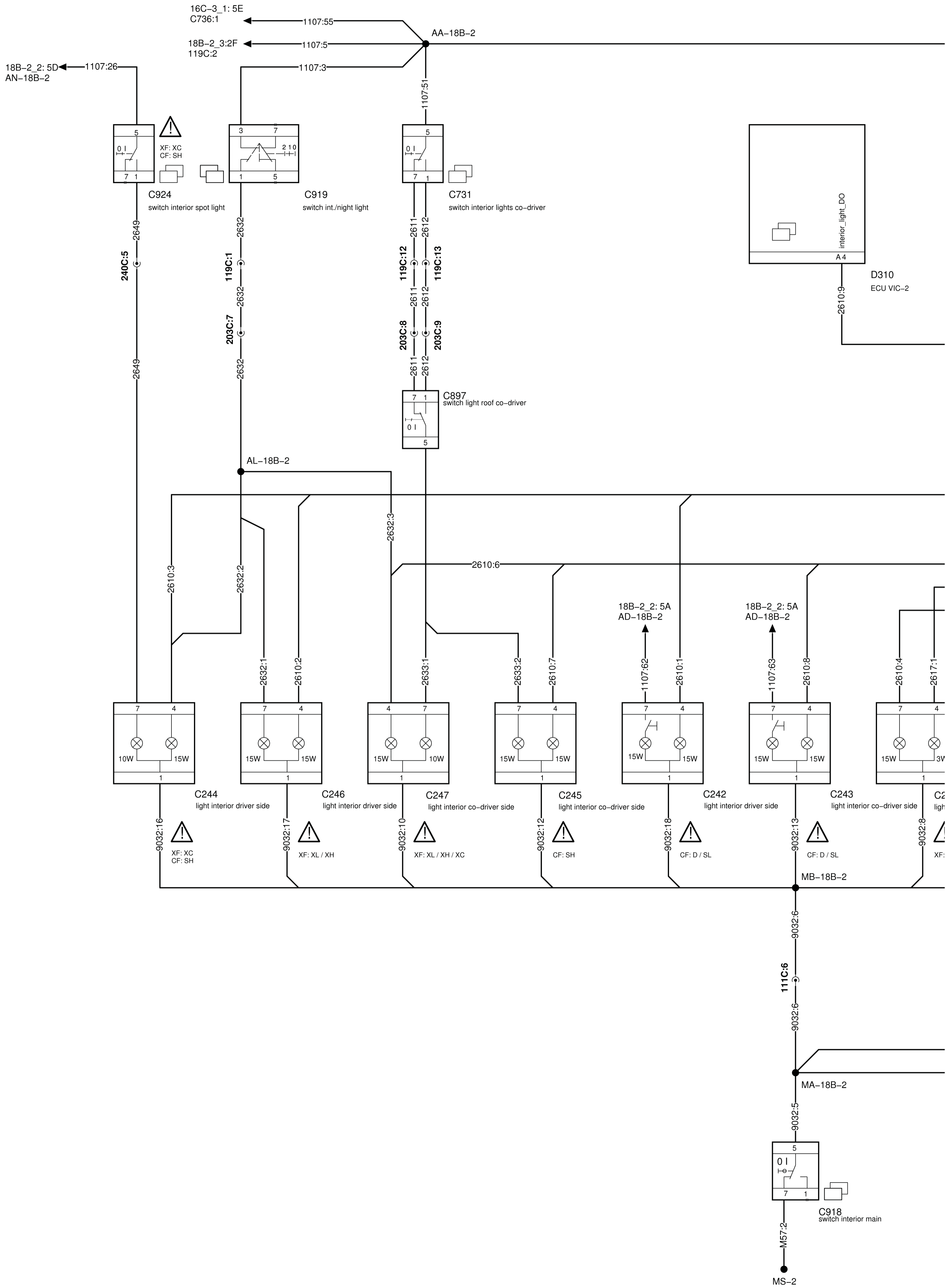


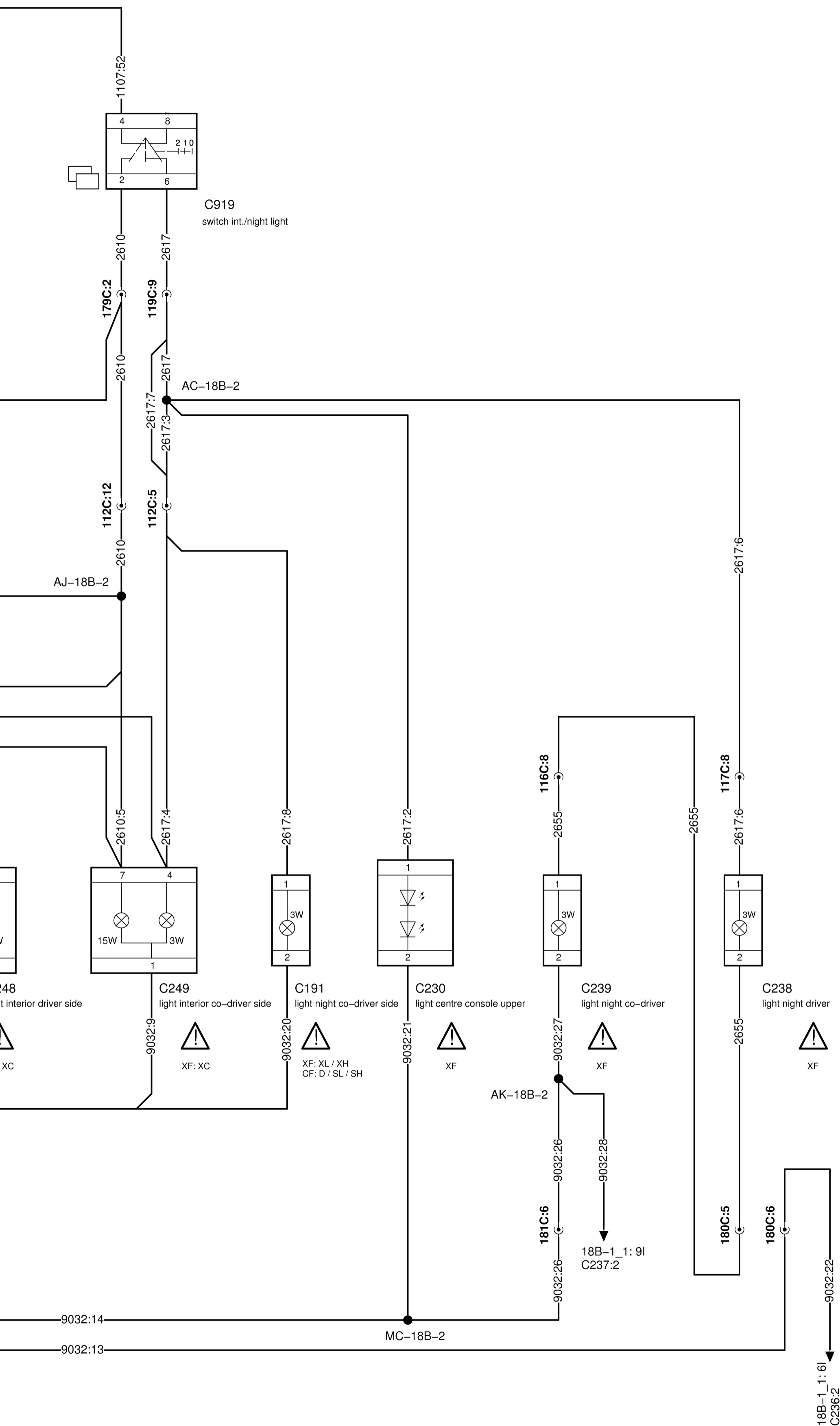
See 'RD27_SaberOS1' For location see Saber homepage		071030	EvH			00
modification description		date	drawn by	auth. by	mod. no.	Issue
general tolerances	Zie tek.	tolerance principle	title Lighting system Drive Work lights			
for drawing interpretation, see DAF standard:	TKB 00801-033	material				
surfaces/corners		heat/surface treatment	size A1	scale 1 : 1	sheet	
authorised by		date	paint specification	blind angle projection	This drawing is the property of DAF-Trucks N.V., Eindhoven. The Netherlands and may not be copied in whole or in part without the prior written consent of the owner.	
drawn by	E. v Hunsel	date	071030	prod.grp.spec.	spec. indication	DAF
master no.		Replacement for	1781641	CAD - Saber	drawing / issue number	1791263 / 00
					Service number	18A-7

side



See 'RD33_SaberOS1' For location see Saber homepage		090310	MP			00
modification description		date	drawn by	auth. by	mod. no.	issue
general tolerances Zie tek.		tolerance principle		title Lighting system Interior lighting Step lights		
for drawing interpretation, see DAF standard: TKB 00801-033		material				
surfaces/corners 10680		heat/surface treatment		size A1	scale 1 : 1	sheet
authorised by	date	paint specification		third angle projection 		This drawing is the property of DAF - Trucks N.V., Eindhoven. The Netherlands and may not be copied in whole or in part without the prior written consent of the owner.
drawn by M Putmans	date 071029	prod.grp.spec.	spec. indication	DAF		drawing / issue number 1813593 / 00
master no.		Replacement for 1892880		CAD - Saber		Service number 18B-1





Wire MS7:2 splice MS-2 was MD-2.		080208	EvH	10877	01
See 'RD27 SaberDS1' For location see Saber homepage		070921	EvH		00
modification description		date	drawn by	auth. by	mod. no.
general tolerances		tolerance principle		title	
according drawing				Lighting system	
TKB 00801-033				Interior lighting	
surfaces/corners		heat/surface treatment		size	sheet
				A1	1:4
authorised by	date	paint specification	third angle projection		
drawn by	date	prod. grp. spec.	spec. indication	drawing / issue number	
E v Hunsel	070921			DAF 1791326 / 01	
master no.	Replacement for	1784156	CAD - Saber	Service number	
				18B-2	

18B-2_3:3D
AG-18B-2

111C:1

AD-18B-2

1107:23 → 18B-2_1:6G
C242:7
1107:62 → 18B-2_1:7G
C243:7
1107:63 → 18A-6_3:1D
199C:1
1107:11 → 18A-6_3:1D
199C:1

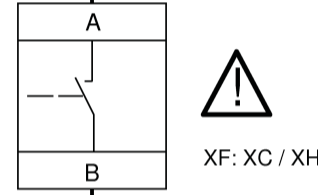
240C:1

17B-1_1:4J
D715:1

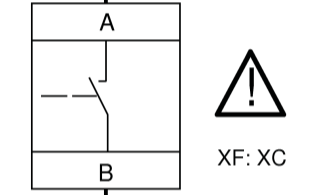
17B-1_1:3L
143C:1

AN-18B-2

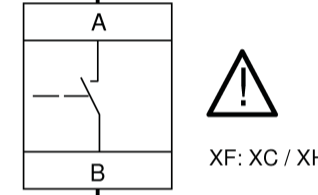
1107:35 → 17B-1_1:4J
D715:1
1107:26 → 18B-2_1:2B
C924:5



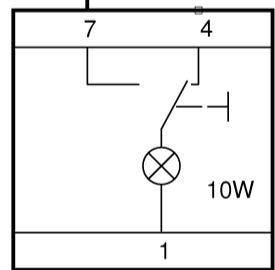
E525
switch upper central storage



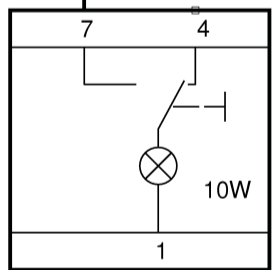
E527
switch upper storage co-driver



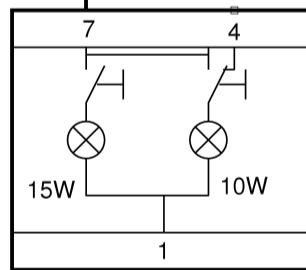
E560
switch upper storage driver



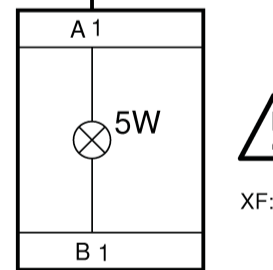
C250
light interior upper bed



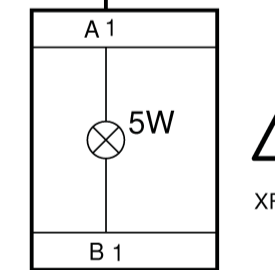
C046
light map read driver



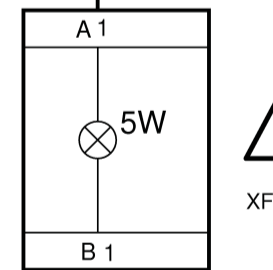
C151
light interior central



C064
light upper central storage



C066
light upper storage co-driver



C150
light upper storage driver

MB-18B-2

MAY-2

MAY-2

MAY-2

MAY-2

MAY-2

1107:17
1107:32
184C:7
XC-RHD
connect C250 to 184C

9032:29
9032:31
184C:1
XC-RHD
connect C250 to 184C



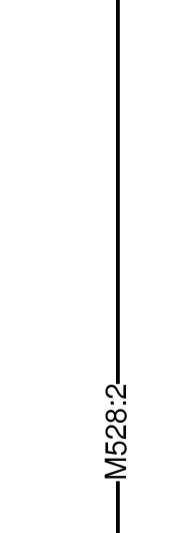

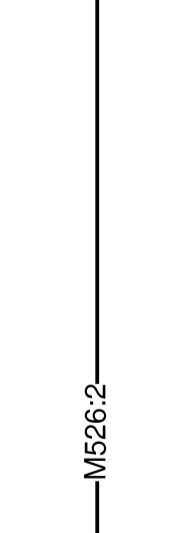



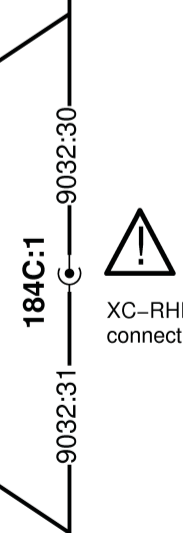
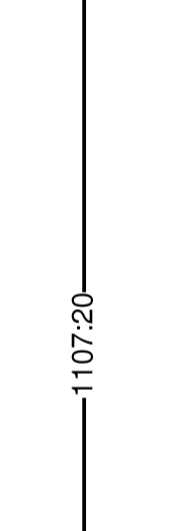

1107:20

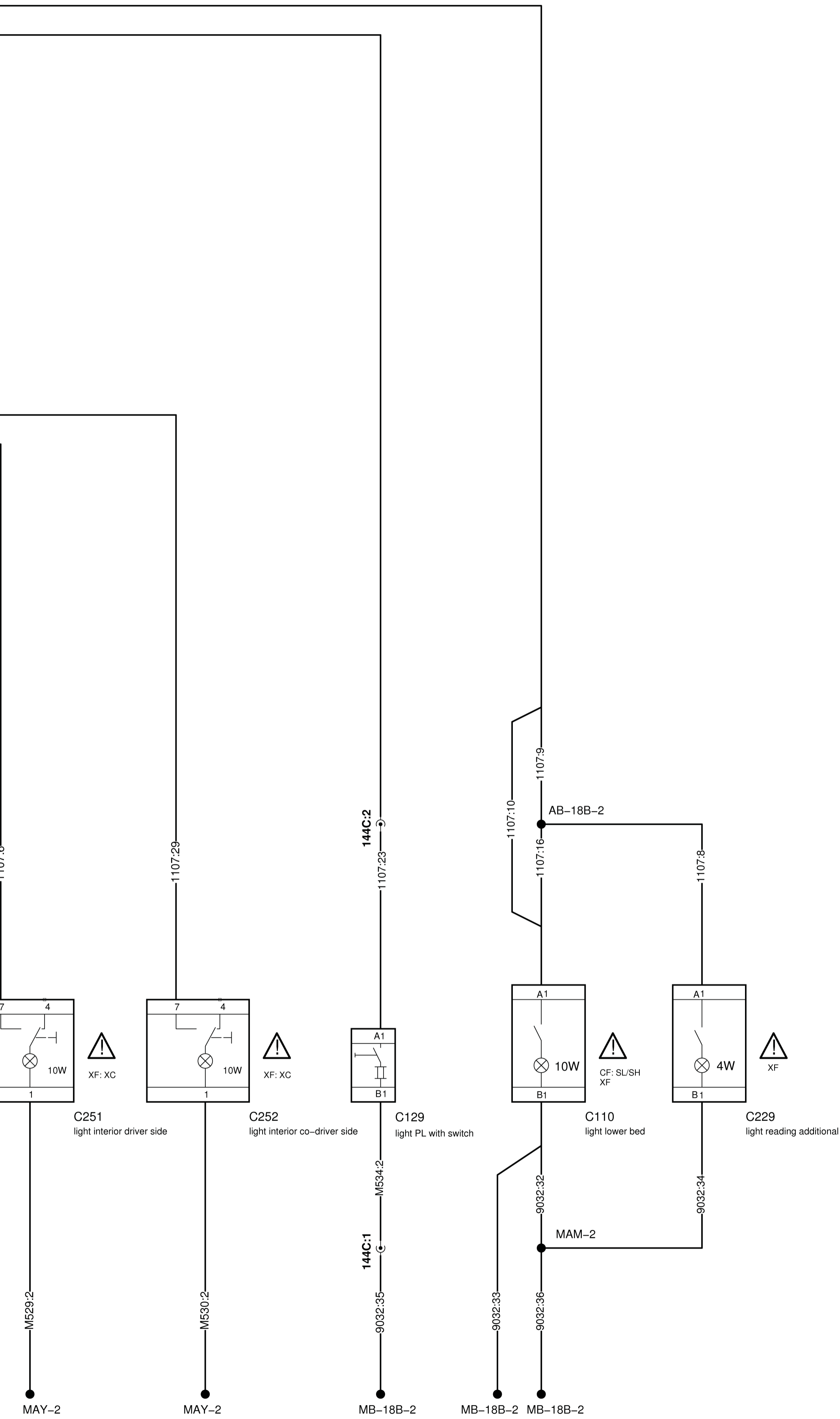
1107:25

2605

2607

2636





See sheet 01	080208	EvH	10877	01
See 'RD27' SaberDS1' For location see Saber homepage	070921	EvH		00
modification description	date	drawn by	auth. by	mod. no.
general tolerances	tolerance principle	title		
according drawing		Lighting system		
for drawing interpretation, see DAF standard:	material	Interior lighting		
TKB 00801-033	heat/surface treatment	size	scale	sheet
surfaces/corners		A1	2:4	
authorised by	date	paint specification	third angle projection	
drawn by	date	prod. grp. spec.	This drawing is the property of DAF-Trucks N.V. Eindhoven. The Netherlands and may not be copied in whole or in part without the prior written consent of the owner.	
E v Hunsel	070921	spec. indication	drawing / issue number	
master no.	Replacement for	1784156	DAF 1791326 / 01	
		CAD - Saber	Service number 18B-2	

n_293409_444
1010

D878 E028
fuse interior
C29 10 A

1107:2

AH-18B-2

AE-18B-2

1107:7

1107:5

1107:1

AG-18B-2

119C:2

1107:60

1107:5

1107:22

1107:61


18B-1_1: 8B
E515:A

18B-2_1: 4A
AA-18B-2

18B-2_2:4A
111C:1

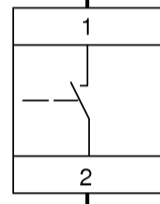
18B-1_1: 6B
E514:A

1107:4



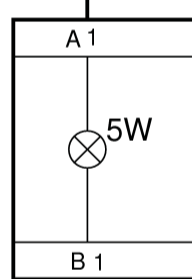
B470
ECU telephone interface

01A-2_2:11B
159C:2



E603
switch tool storage left

2608:1

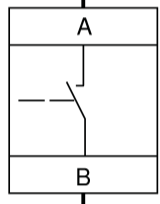


C221
light toolbox left

01A-5_1:3C
159C:1

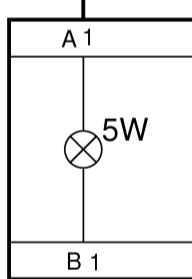
M82:2

01A-2_2: 11C
AT-01A-2



E528
switch tool storage co-driver

2608

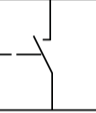
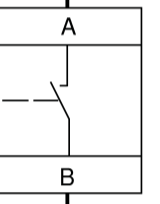


C067
light toolbox co-driver

ME-1

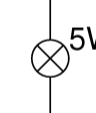
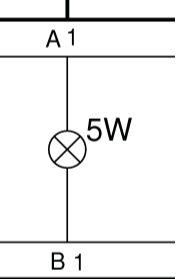
M71:1

01A-2_2:9C
108C:2



E528
switch tool storage co-driver

2616



C067
light toolbox co-driver

MAK-2

M804:2



XF

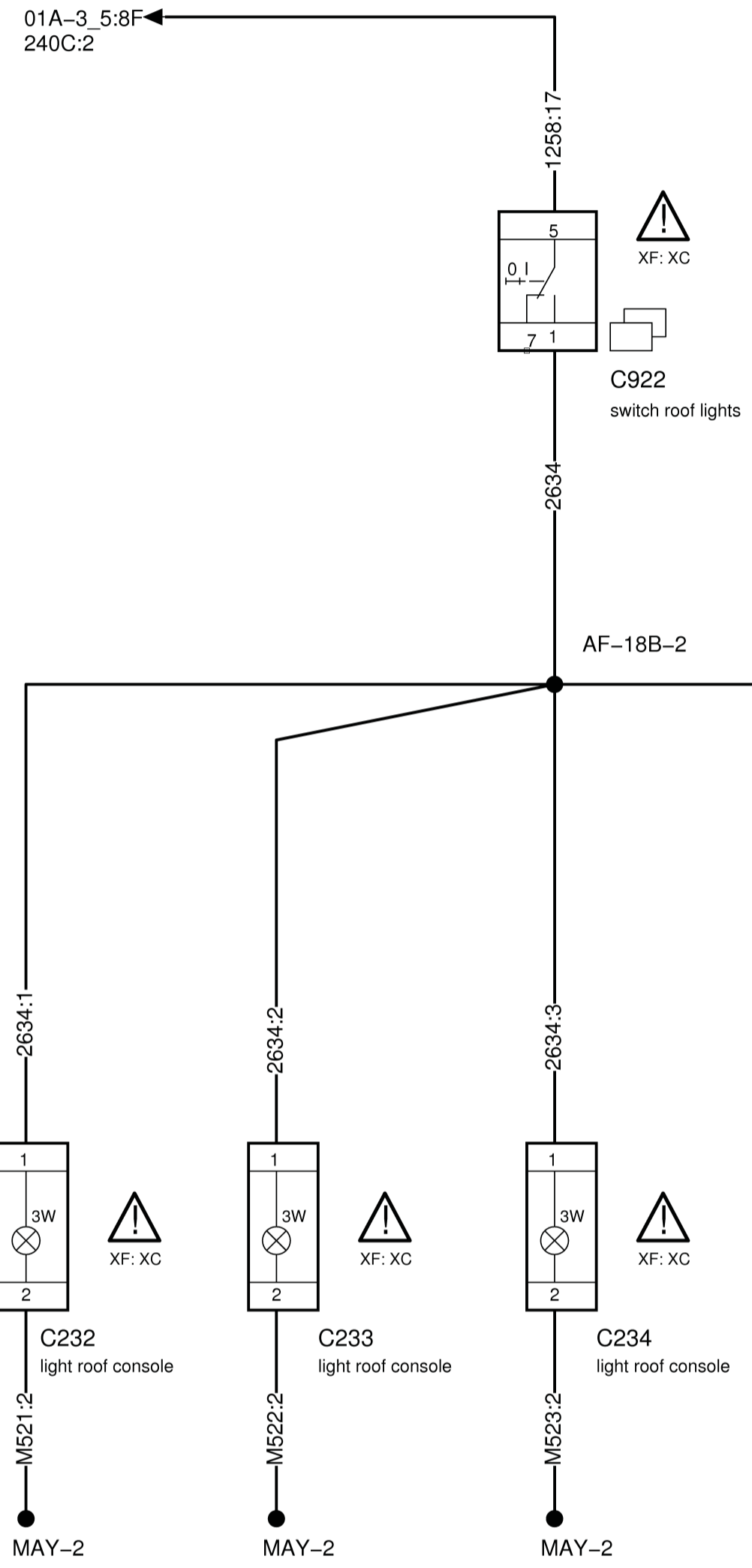
:529
switch tool storage driver

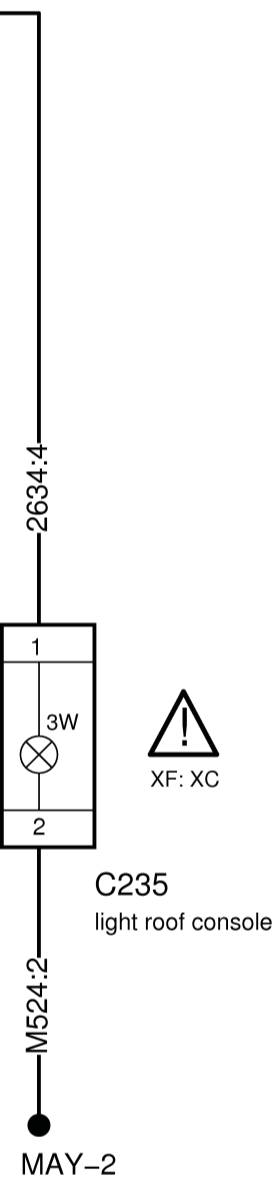


XF

C068
light toolbox driver

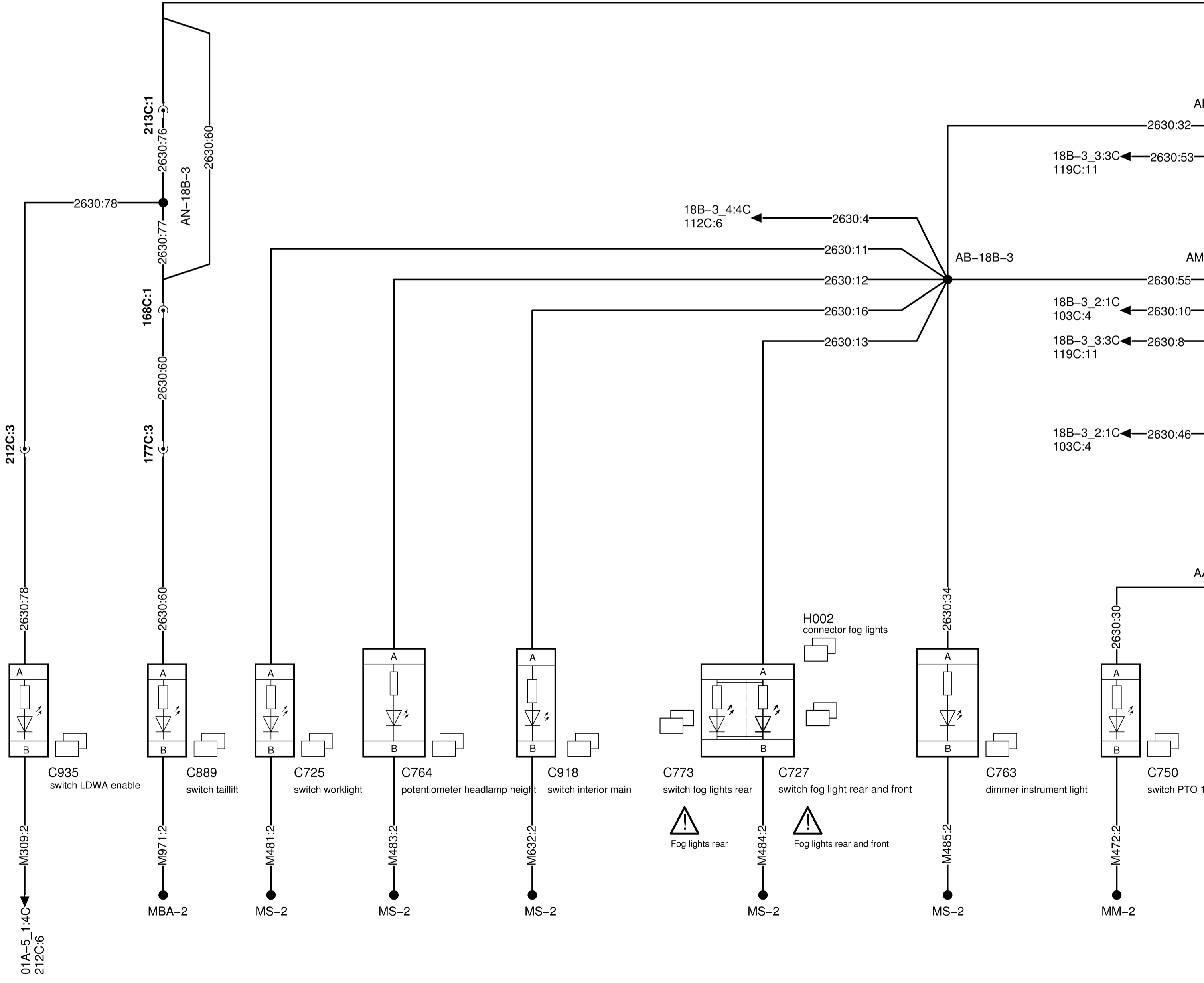
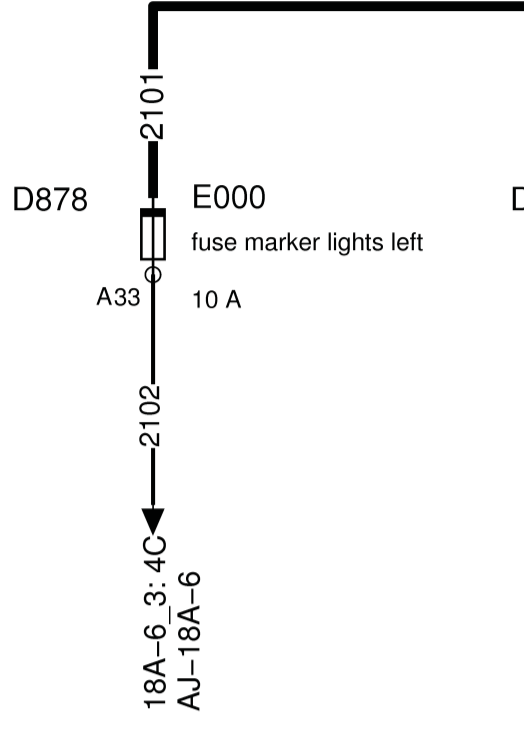
See sheet 01		080208	EvH	10877	01
See 'RD27 SaberDS1' For location see Saber homepage		070921	EvH		00
modification description		date	drawn by	auth. by	mod. no. issue
general tolerances	according drawing	tolerance principle	title		
for drawing interpretation, see DAF standard:	TKB 00801-033	material	Lighting system Interior lighting Interior lights		
surfaces/corners		heat/surface treatment	size	scale	sheet
			A1	3 : 4	
authorised by	date	paint specification	third angle projection		This drawing is the property of DAF-Trucks N.V. Eindhoven. The Netherlands and may not be copied in whole or in part without the prior written consent of the owner.
drawn by	date	prod. grp. spec.	drawing / issue number		
E v Hunsel	070921	spec. indication	DAF		1791326 / 01
master no.	Replacement for	1784156	CAD - Saber		Service number 18B-2

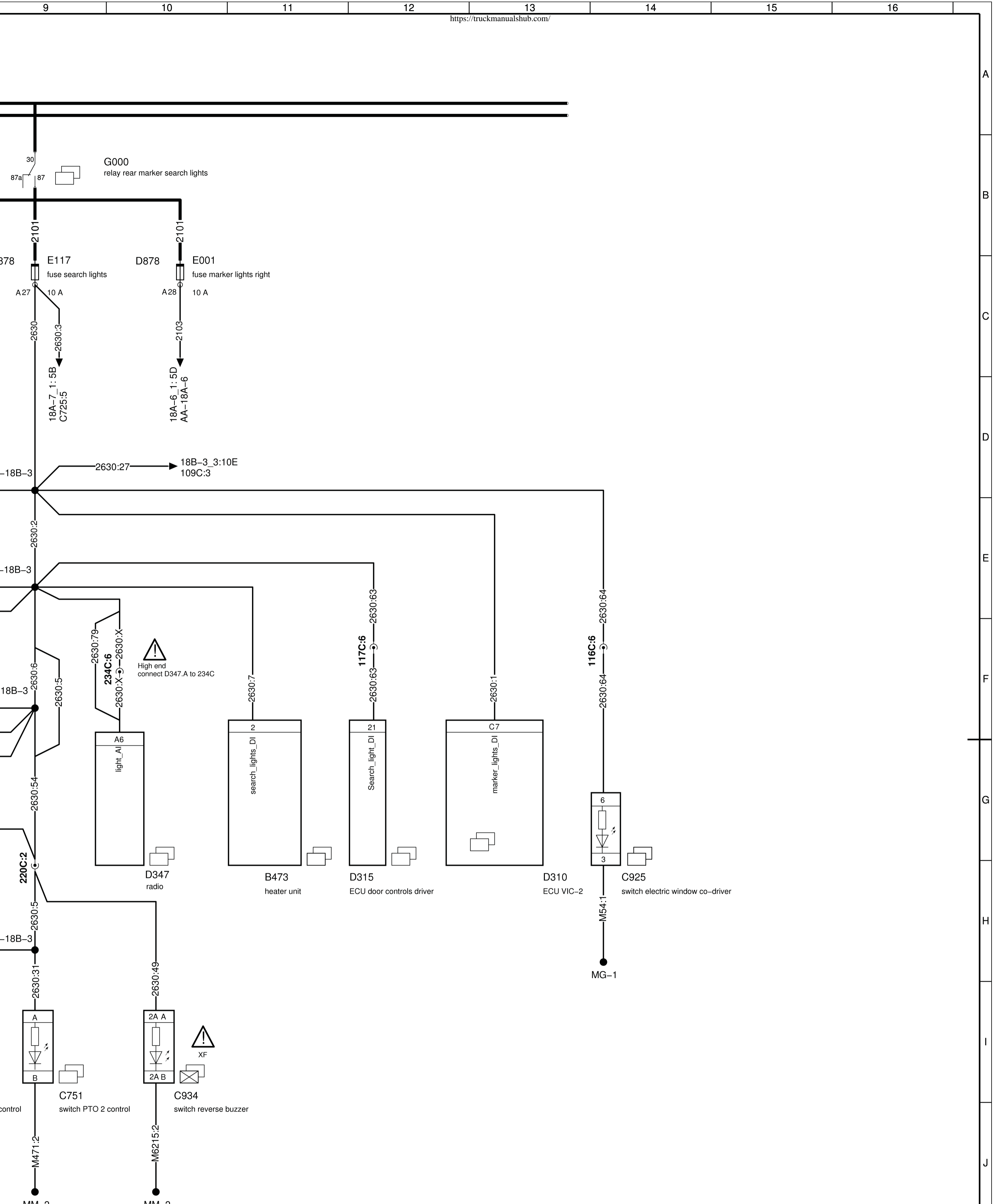




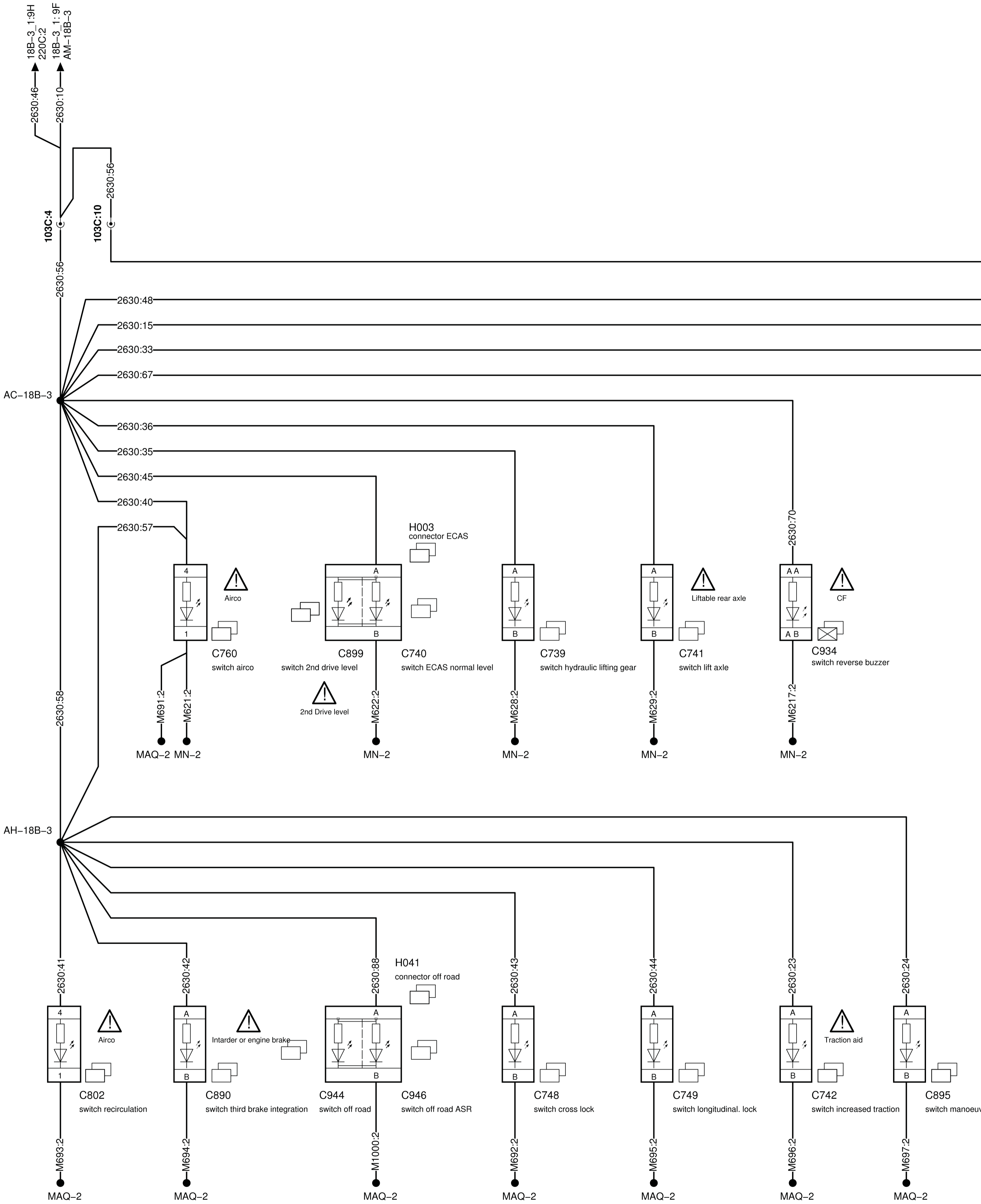
See sheet 01		080208	EvH	10877	01
See 'RD27 SaberDS1' For location see Saber homepage		070921	EvH		00
modification description		date	drawn by	auth. by	mod. no. issue
general tolerances	according drawing	tolerance principle	title		
for drawing interpretation, see DAF standard:	TKB 00801-033	material	Lighting system Interior lighting		
surfaces/corners		heat/surface treatment	size	scale	sheet
			A1	4 : 4	
authorised by	date	paint specification	third angle projection		This drawing is the property of DAF-Trucks N.V. Eindhoven. The Netherlands and may not be copied in whole or in part without the prior written consent of the owner.
drawn by	date	prod. grp. spec.	DAF		
master no.	Replacement for	1784156	CAD - Saber	drawing / issue number	1791326 / 01
				Service number	18B-2

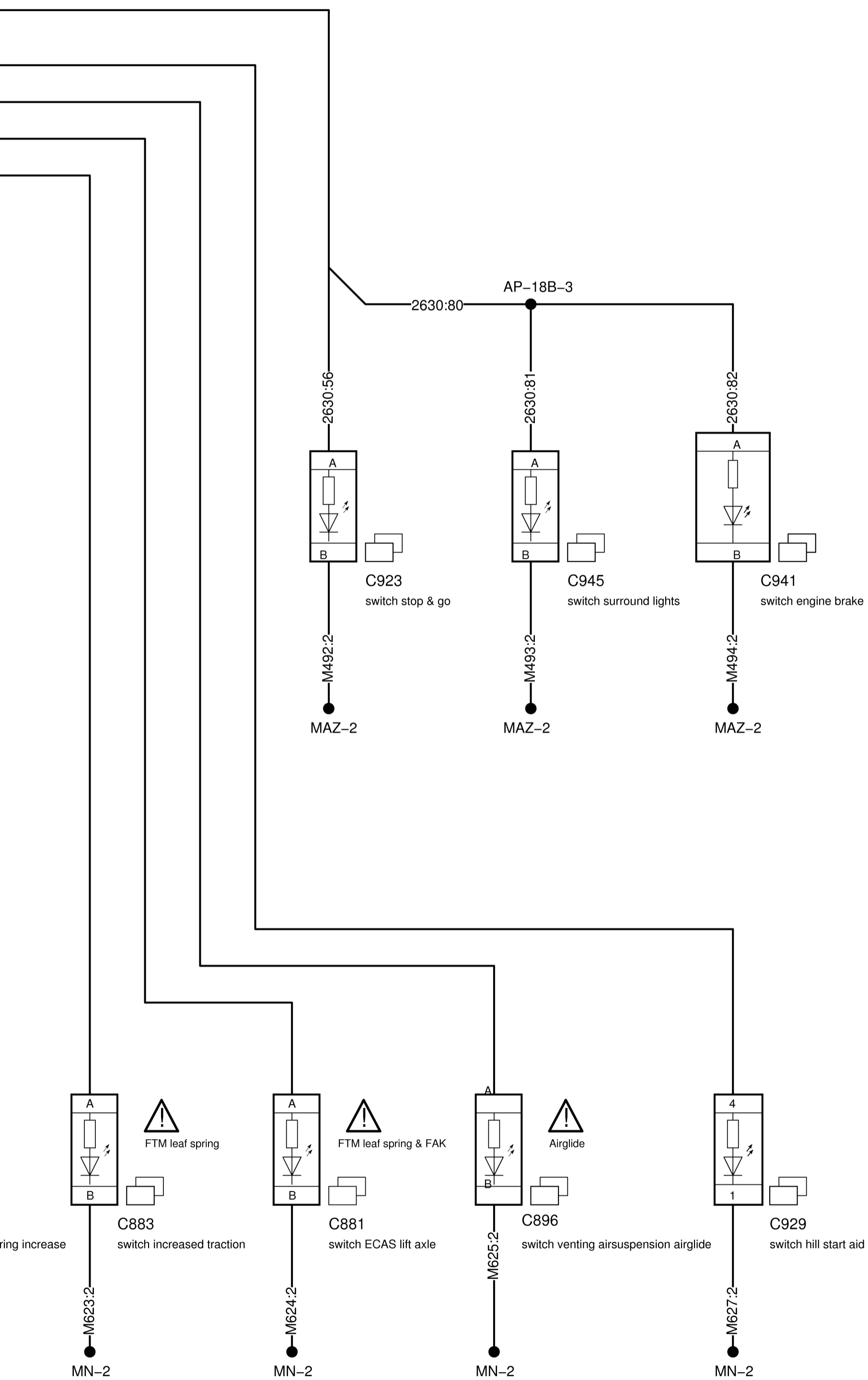
n_293409_444
1010





See RD32_SaberOS1 For location see Saber homepage		080819	BSN			01
See RD31_SaberOS1_ref.doc For location see Saber homepage		080429	BTh			00
modification description		date	auth. by	mod. no.	issue	
general tolerances	Zie tek.	tolerance principle	title			
for drawing interpretation, see DAF standard:	TKB 00801-033	material	Lighting system Interior lighting Search lights			
surfaces/corners	10680	heat/surface treatment	size	scale	sheet	
authorised by		paint specification	A1	1 : 4		
drawn by	E. van Hunsel	date	Blind angle projection		This drawing is the property of DAF - Trucks N.V., Eindhoven. The Netherlands and may not be copied in whole or in part without the prior written consent of the owner.	
master no		prod.grp.spec.	DAF		drawing / issue number	1808457 / 01
	Replacement for	1791321/01	CAD - Saber		Service number	18B-3





See RD32_SaberOS1 For location see Saber homepage		080819	BSN			01
See RD31_SaberOS1_ref.doc For location see Saber homepage		080429	BTB			00
modification description		date	drawn by	auth. by	mod. no.	issue
general tolerances	Zie tek.	tolerance principle	title			
for drawing interpretation, see DAF standard:	TKB 00801-033	material	Lighting system Interior lighting Search lights			
surfaces/corners	10680	heat/surface treatment	size	scale	sheet	
authorised by	date	paint specification	A1	2 : 4		
drawn by	date	prod.grp.spec.	third angle projection		This drawing is the property of DAF - Trucks N.V., Eindhoven, The Netherlands and may not be copied in whole or in part without the prior written consent of the owner.	
E. van Hunsel	080519	spec. indication	DAF		drawing / issue number	1808457 / 01
master no.	Replacement for	1791321/01	CAD - Saber		Service number	18B-3

18B-3_1:9D
AK-18B-3

18B-3_1:9E
AL-18B-3

18B-3_1:9F
AM-18B-3

18B-3_4:2G
H000:A

10B-2_1:3B
C765:7

AE-18B-3

AF-18B-3

119C:11

2630:8

2630:38

2630:17

2630:37

2630:19

2630:39

2630:20

2630:21



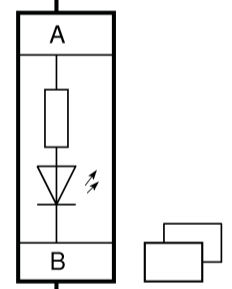
Without main switch
connect 138C to C072

138C:2

2630:19

18B-3_4:1G
C853:A

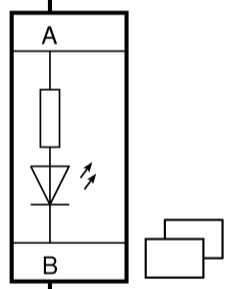
H001
connector cab heater



C736
switch roof hatch

M612:2

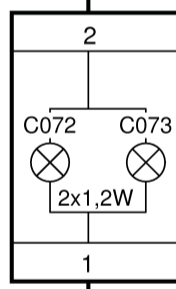
MU-2



C919
switch int./night light

M688:2

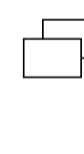
MU-2



C072
light ashtray left

M684:2

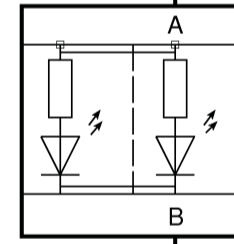
MH-2



C940
switch cab heater

M685:2

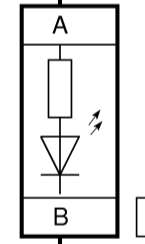
MH-2



C926
switch cab heater

M685:2

MH-2



C774
switch central door

M686:2

MH-2



Without main switch
connect 138C to C072

138C:1

M684:2

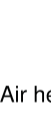
MH-2

M634:2

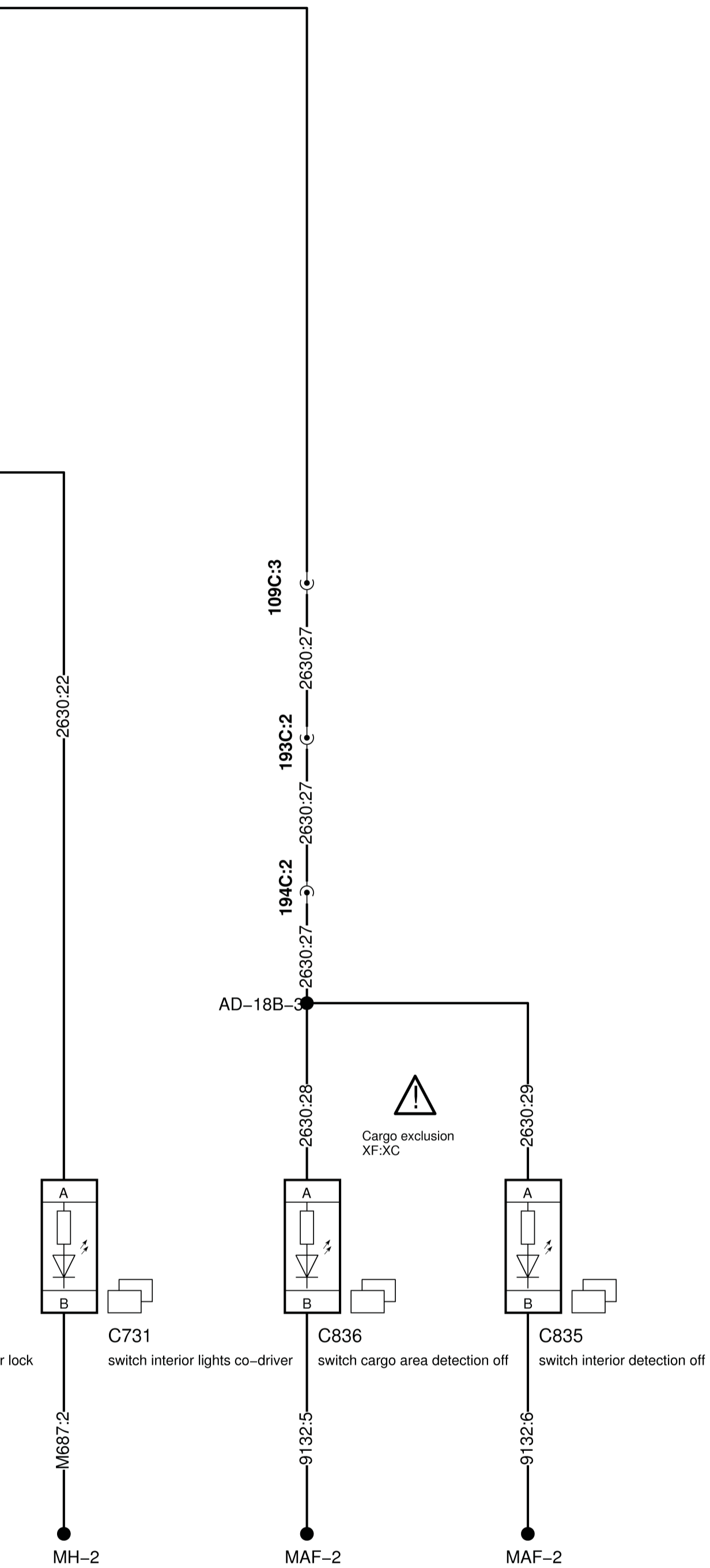
18B-3_4:1G
C853:B



Air heating icm thermostat
or water heating



Air heating icm timer



See RD32_SaberOS1 For location see Saber homepage		080819	BSN			01
See RD31_SaberOS1_ref.doc For location see Saber homepage		080429	BTh			00
modification description		date	drawn by	auth. by	mod. no.	issue
general tolerances	Zie tek.	tolerance principle	title			
for drawing interpretation, see DAF standard:	TKB 00801-033	material	Lighting system Interior lighting Search lights			
surfaces/corners	10680	heat/surface treatment	size	scale	sheet	
authorised by		paint specification	A1	3 : 4		
drawn by	E. van Hunsel	date	080519	prod.grp.spec.	spec. indication	
master no.		Replacement for	1791321/01	DAF	drawing / issue number	1808457 / 01
				CAD - Saber	Service number	18B-3

18B-3_3:5F
138C:2

18B-3_3: 3D
AE-18B-3

18B-3_1: 7F
AB-18B-3

AG-18B-3

185C:2

Toll Collect
connect B525.A to 185C

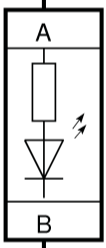
2630:19

2630:A

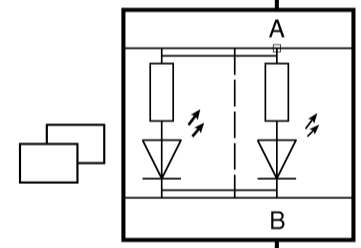
183C:4

2630:66

2630:83



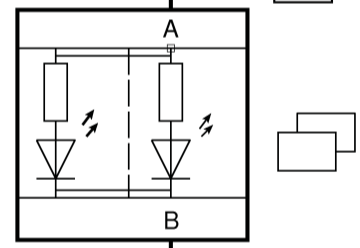
C853
main switch cab



C737
switch ASR



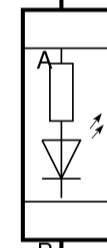
ASR icw ABS



C900
switch ASR



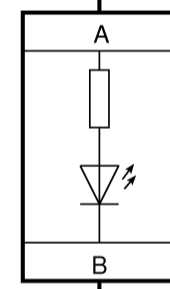
ASR icw EBS



C927
switch light auxiliary driving roof




M713:2
M715:2
MBC-2 MO-2



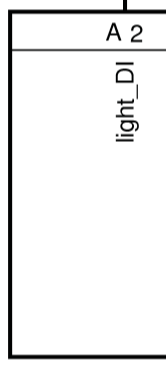
C953
switch rotating beacon



M705:2
MO-2



B525
tachograph



light_DI

18B-3_3:5I
138C:1

MU-2

MBC-2

MO-2

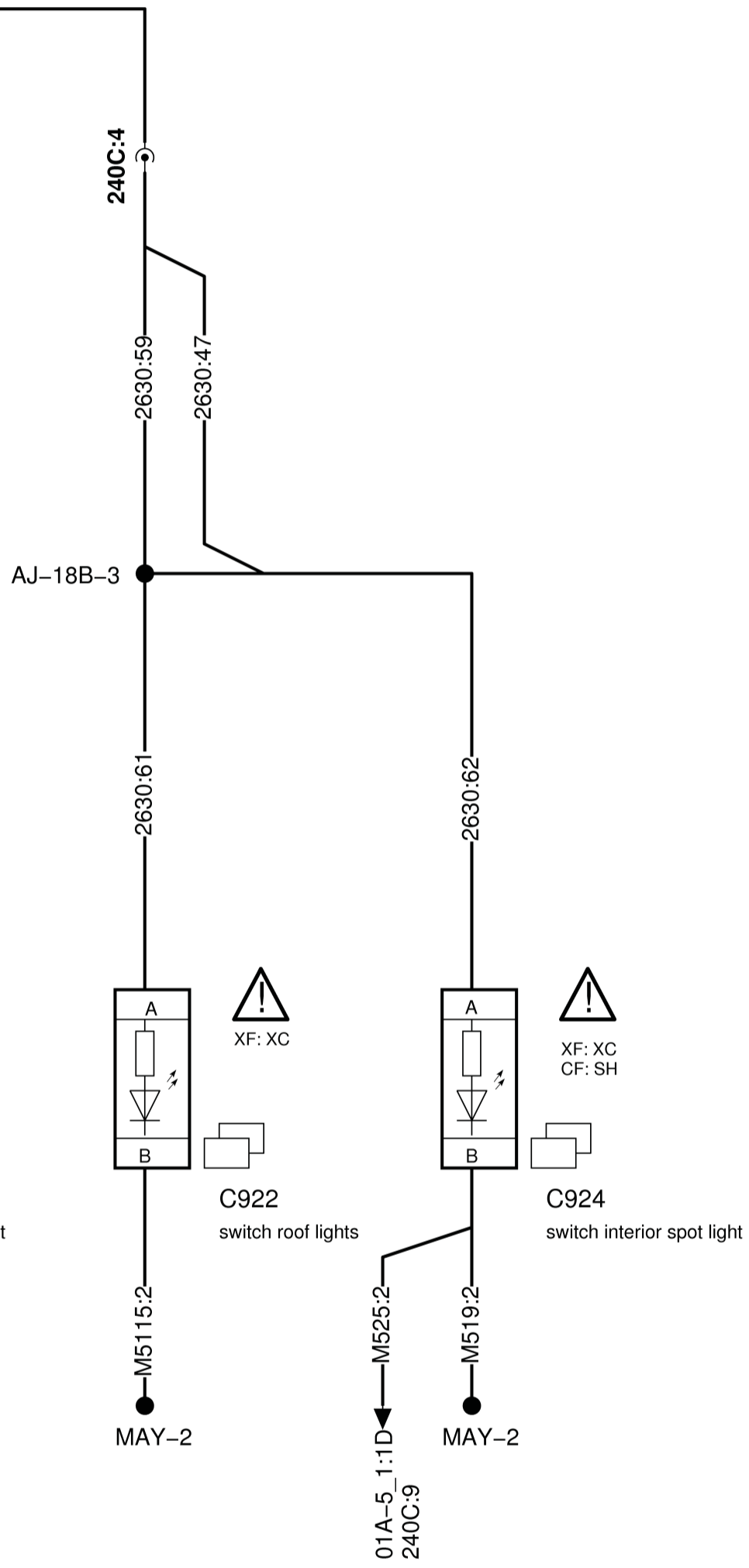
MO-2

A 2

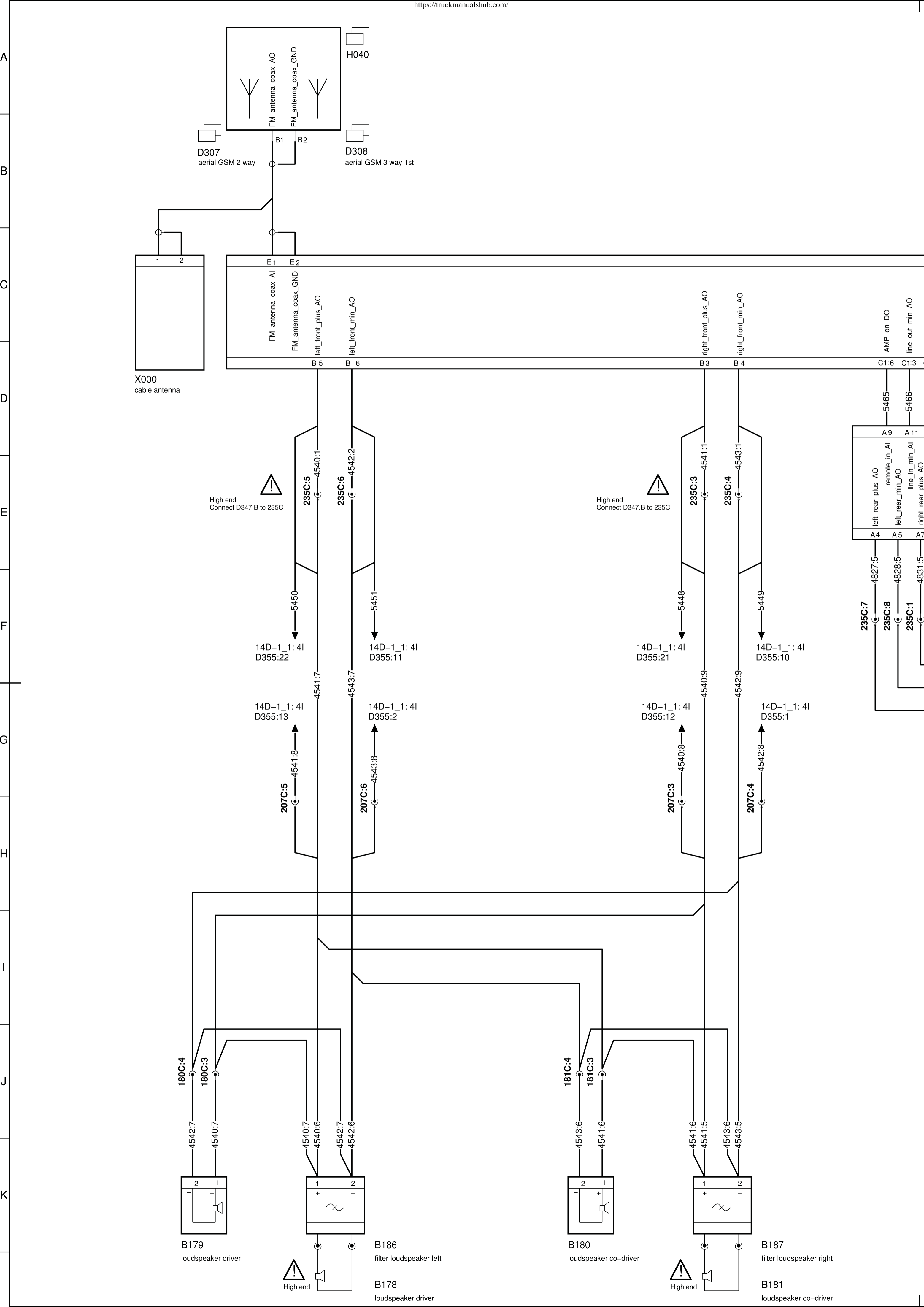
2630:65

A 2

light_DI

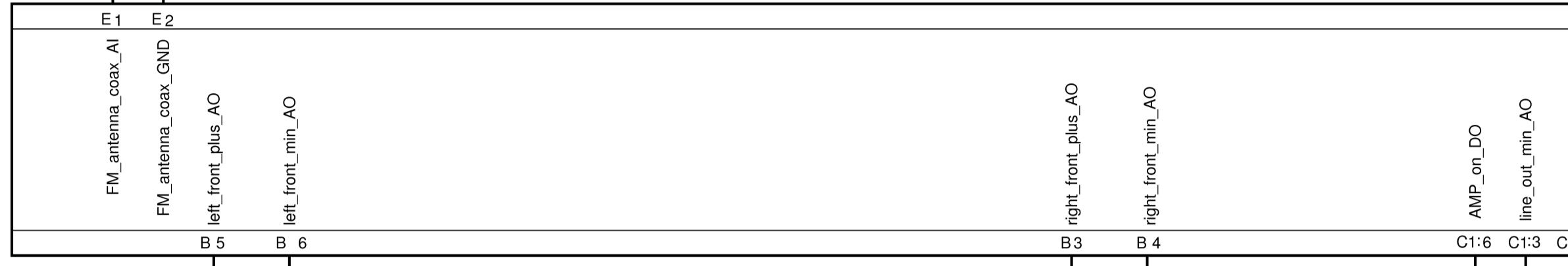



See RD32_SaberOS1 For location see Saber homepage		080819	BSN		01
See RD31_SaberOS1_ref.doc For location see Saber homepage		080429	EvH		00
modification description		date	drawn by	auth. by	mod. no.
general tolerances	Zie tek.	tolerance principle	title		
for drawing interpretation, see DAF standard:	TKB 00801-033	material	Lighting system Interior lighting Search lights		
surfaces/corners	10680	heat/surface treatment	size	scale	sheet
authorised by		paint specification	A1	4 : 4	
drawn by	E. van Hunsel	date	third angle projection		This drawing is the property of DAF - Trucks N.V., Eindhoven, The Netherlands and may not be copied in whole or in part without the prior written consent of the owner.
master no		080519			
		prod.grp.spec.	DAF		drawing / issue number
		spec. indication	CAD - Saber		1808457 / 01
		Replacement for	1791321/01		Service number
					18B-3



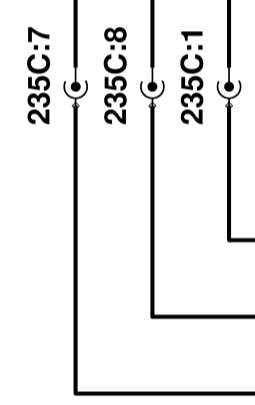
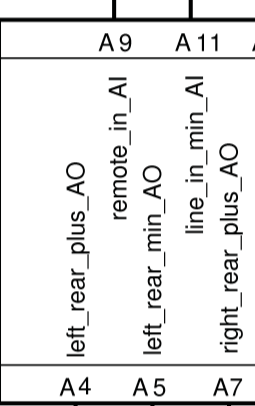
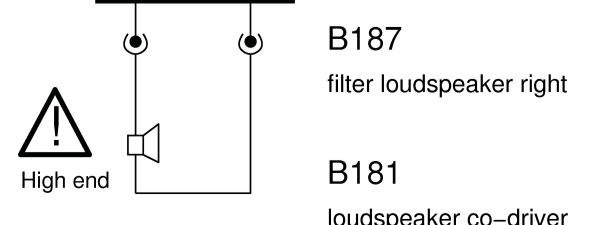
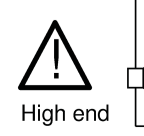
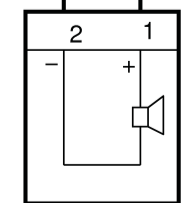
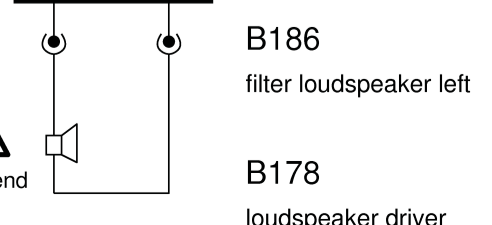
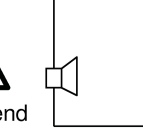
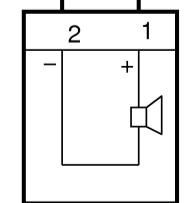
A
B
C
D
E
F
G
H
I
J
K

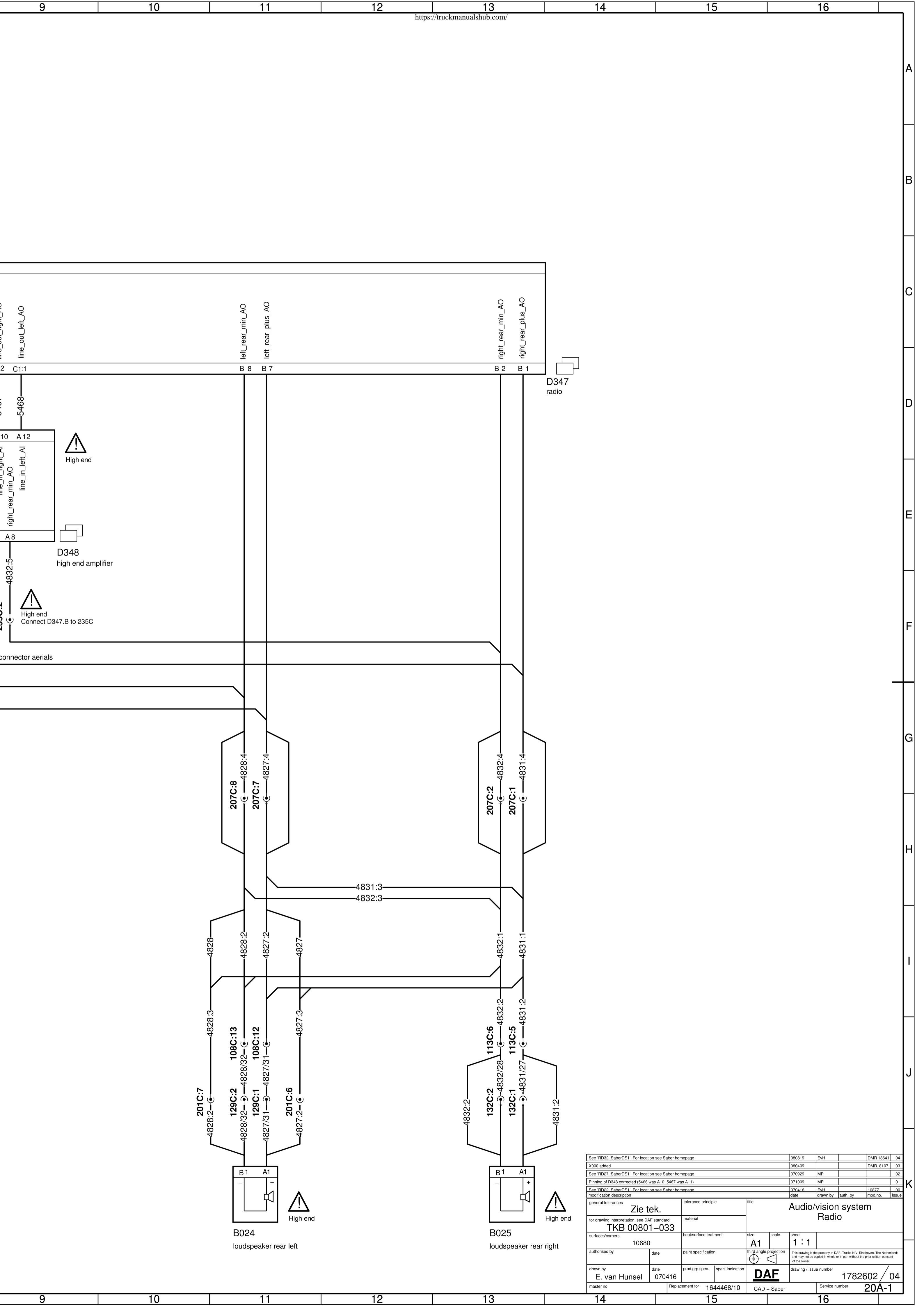
1 2 3 4 5 6 7 8



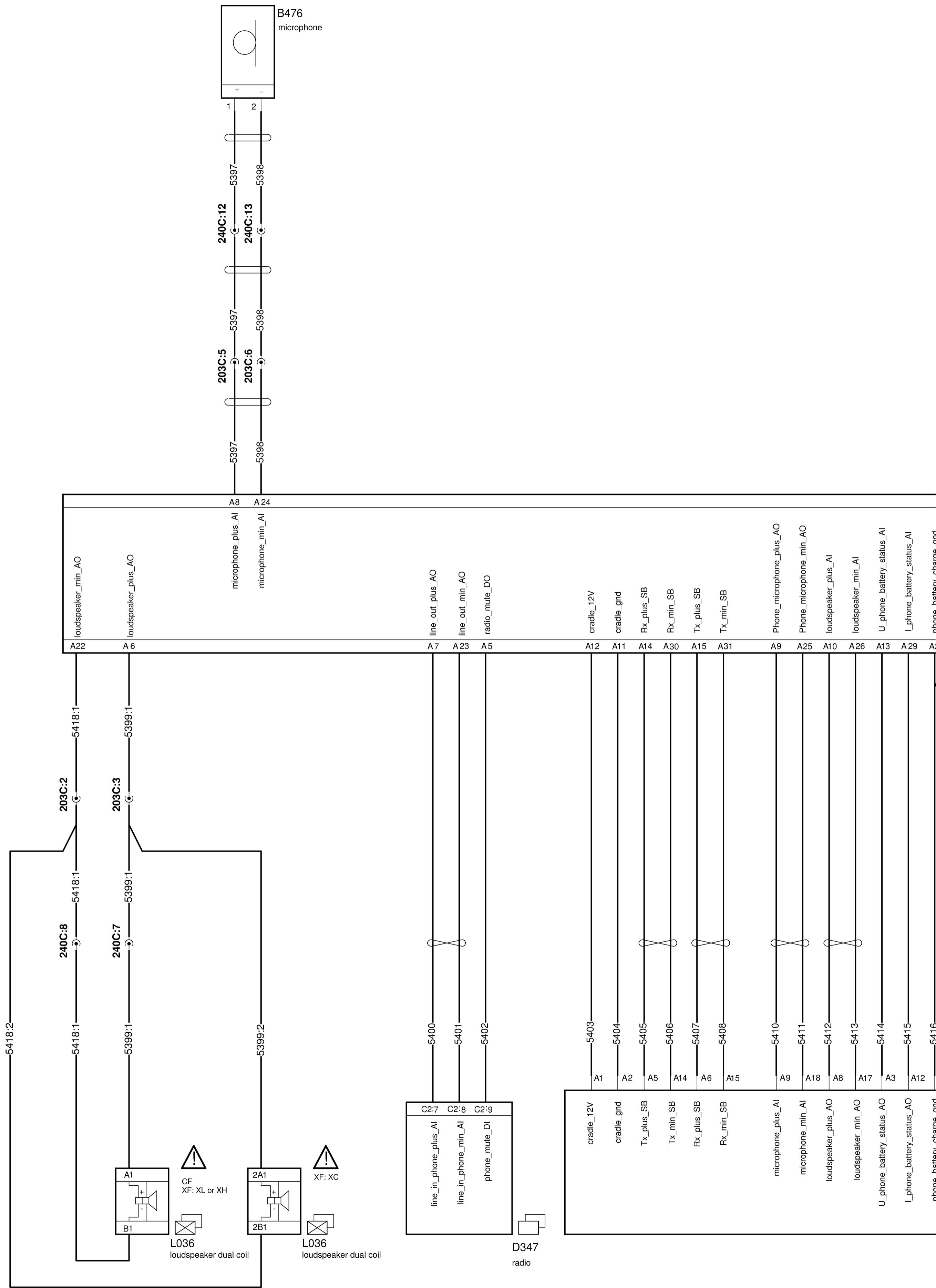
High end
Connect D347.B to 235C

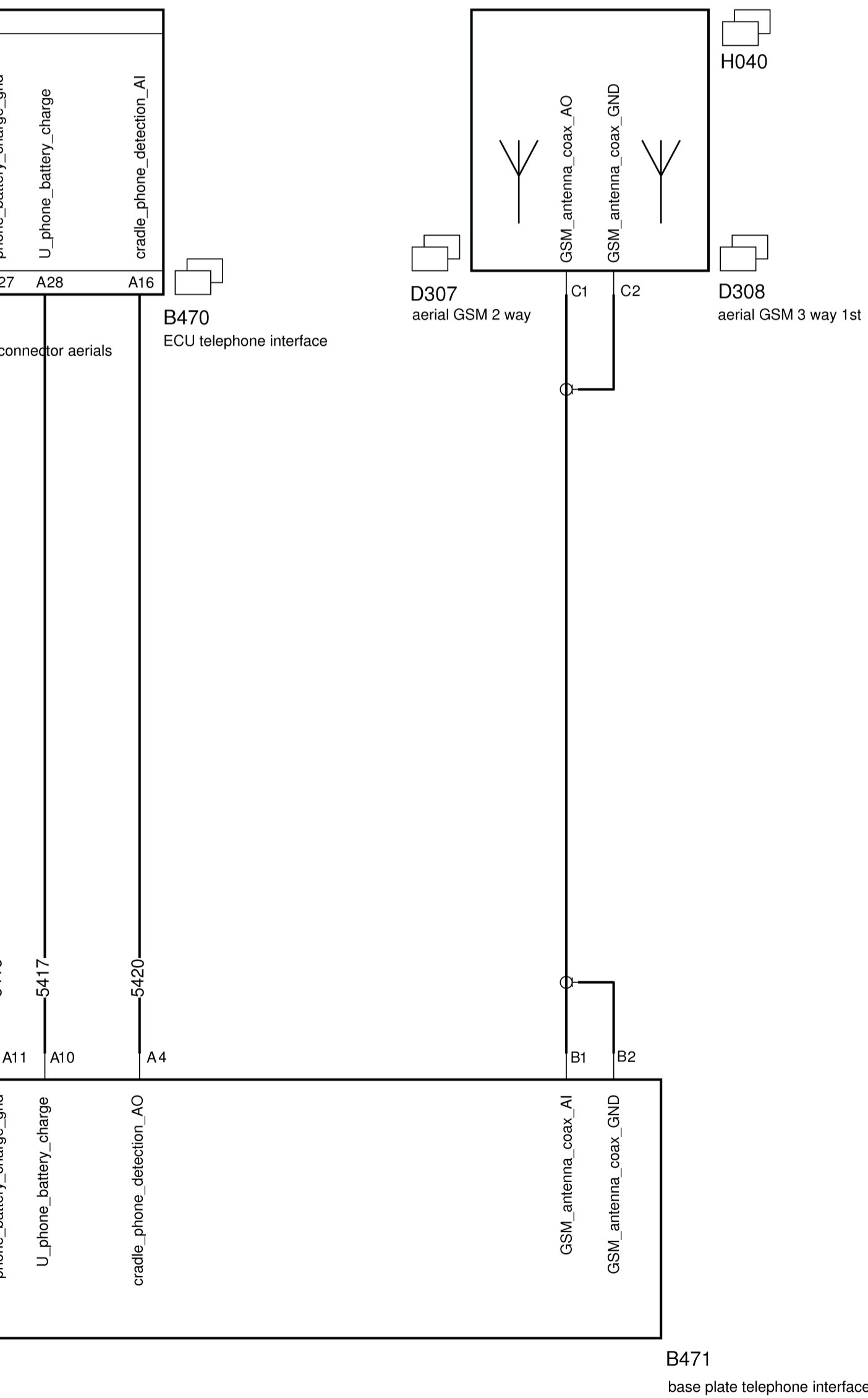
High end
Connect D347.B to 235C





See RD32_SaberOS1: For location see Saber homepage	080819	EVH		DMR 18641	04
X000 added	080409			DMR18107	03
See RD27_SaberOS1: For location see Saber homepage	070929	MP			02
Pinning of D348 corrected (5466 was A10; 5467 was A11)	071009	MP			01
See RD22_SaberOS1: For location see Saber homepage	070416	EVH		10877	00
modification description	date	drawn by	auth. by	mod. no.	issue
general tolerances	Zie tek.		tolerance principle	title	
for drawing interpretation, see DAF standard:	TKB 00801-033		material	Audio/vision system Radio	
surfaces/corners	10680	heat/surface treatment	size	scale	sheet
authorised by	date	paint specification	A1	1 : 1	
drawn by	date	prod.grp.spec.	first angle projection		This drawing is the property of DAF-Trucks N.V., Eindhoven, The Netherlands and may not be copied in whole or in part without the prior written consent of the owner.
E. van Hunsel	070416	spec. indication	DAF		
master no.	Replacement for 1644468/10		CAD - Saber	drawing / issue number	1782602 / 04
				Service number	20A-1





See 'RD27_SaberOS1' For location see Saber homepage		071010	EvH	10877	00
modification description		date	drawn by	auth. by	mod. no. / Issue
general tolerances	Zie tek.	tolerance principle	title Communication system Telephone interface		
for drawing interpretation, see DAF standard:	TKB 00801-033	material			
surfaces/corners	10680	heat/surface treatment	size A1	scale 1 : 1	sheet
authorised by	date	paint specification			This drawing is the property of DAF - Trucks N.V., Eindhoven. The Netherlands and may not be copied in whole or in part without the prior written consent of the owner.
drawn by E. van Hunsel	date 071010	prod.grp.spec.	spec. indication	drawing / issue number 1791324 / 00	
master no.	Replacement for	1782695/00	CAD - Saber	Service number 21A-1	

1

2

3

4

5

6

7

8

A

B

C

D

E

F

G

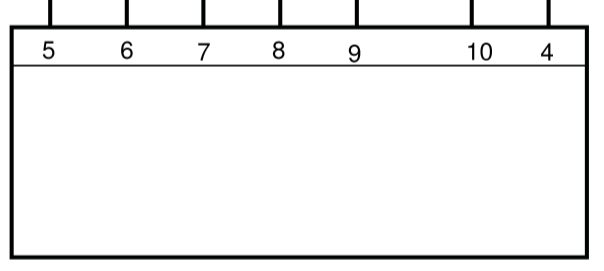
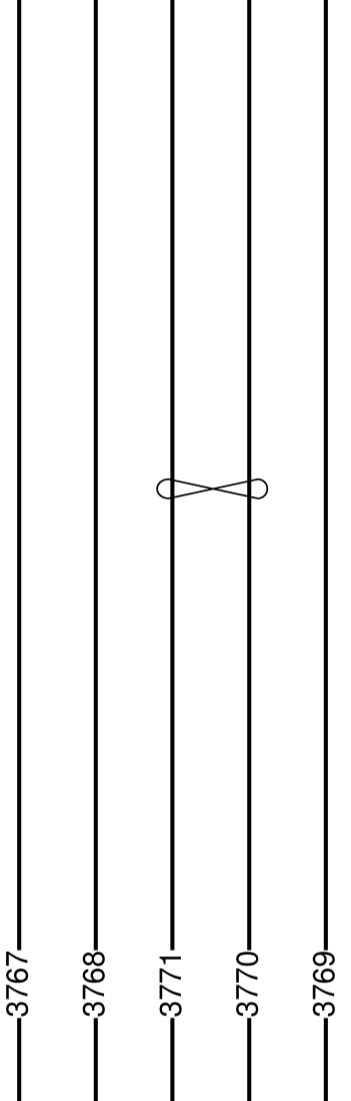
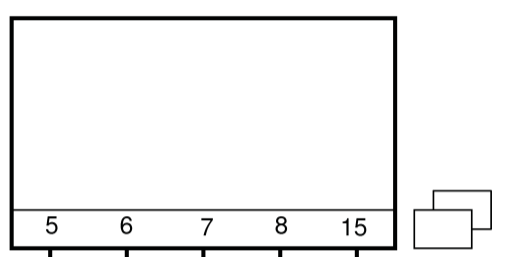
H

I

J

K

A098
connector FMS 18-pole



A097
connector FMS 21-pole

1

2

3

4

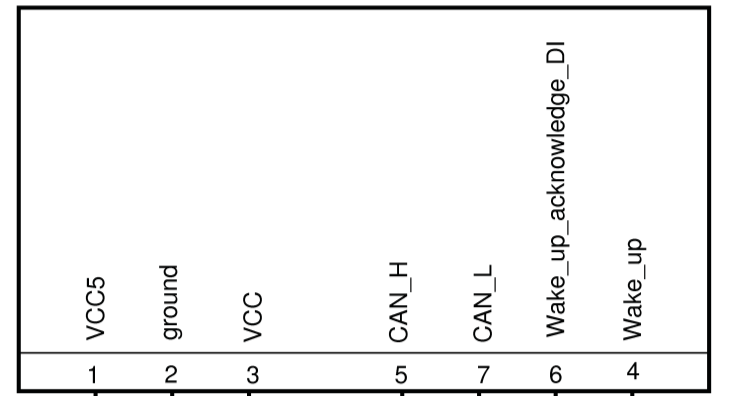
5

6

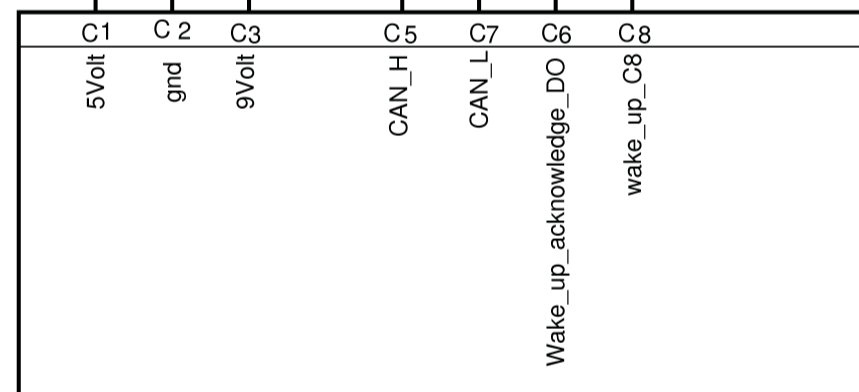
7

8

See 'RD33 Saber051' For location see Saber homepage				081127	BS			00
modification description		date	drawn by	auth. by	mod. no.	Issue		
general tolerances	Zie tek.	tolerance principle	title					
for drawing interpretation, see DAF standard:	TKB 00801-033	material	Communication system FMS					
surfaces/corners	10680	heat/surface treatment	size	scale	sheet			
authorised by		paint specification	A1	1 : 1				
drawn by	B Salden	date	081127	prod.grp.spec.	spec. indication	Blind angle projection		
master no.		Replacement for	1644469	DAF	drawing / issue number	1819616 / 00		
				CAD - Saber	Service number	21B-1		



D319



3831

3832

3833

3837

3836

3835

3834

C1

C2


C3

C5

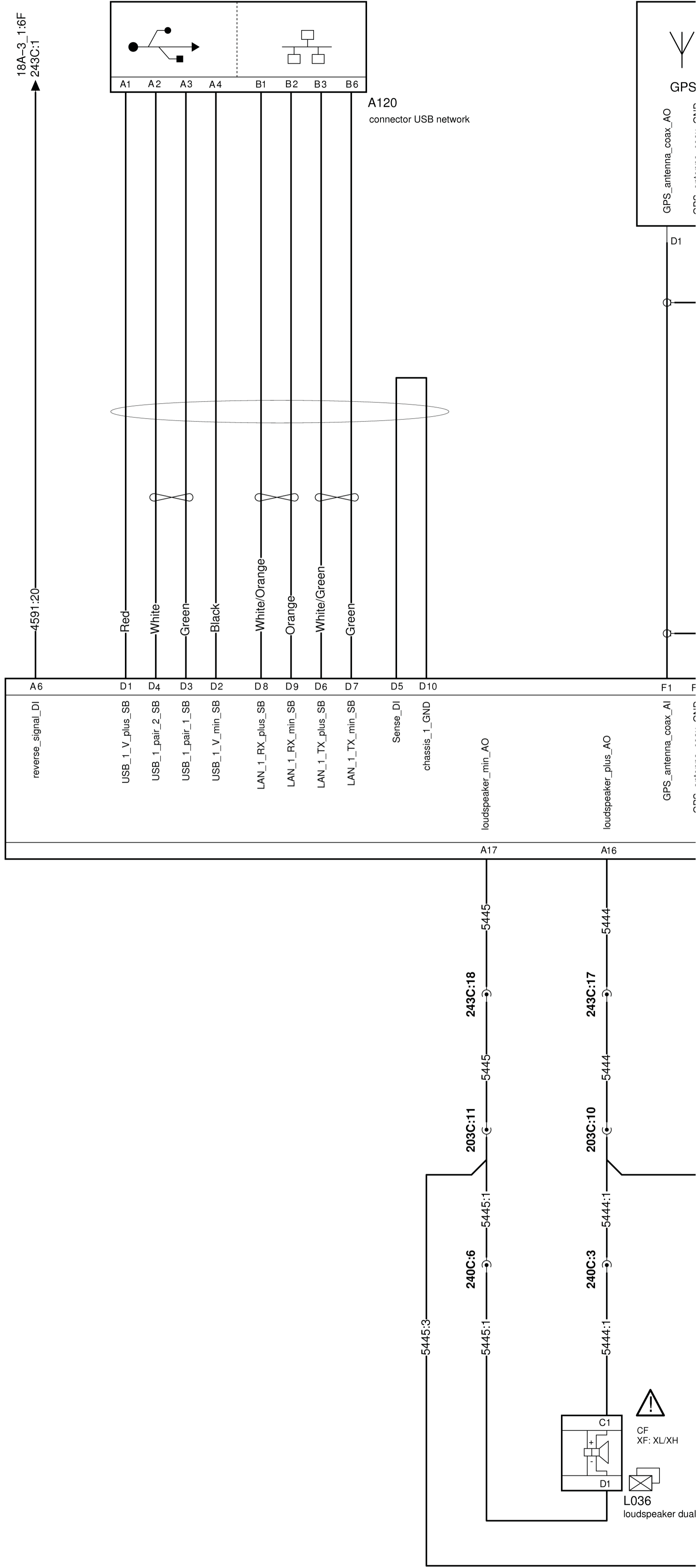
C7

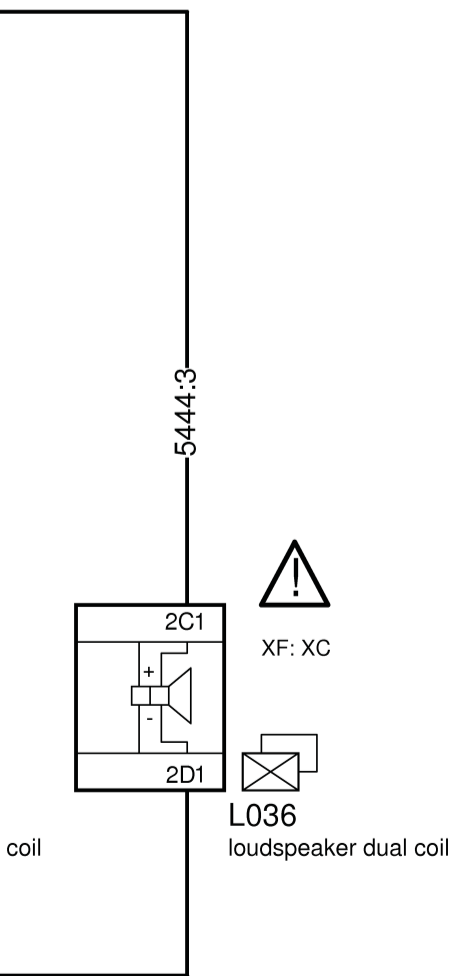
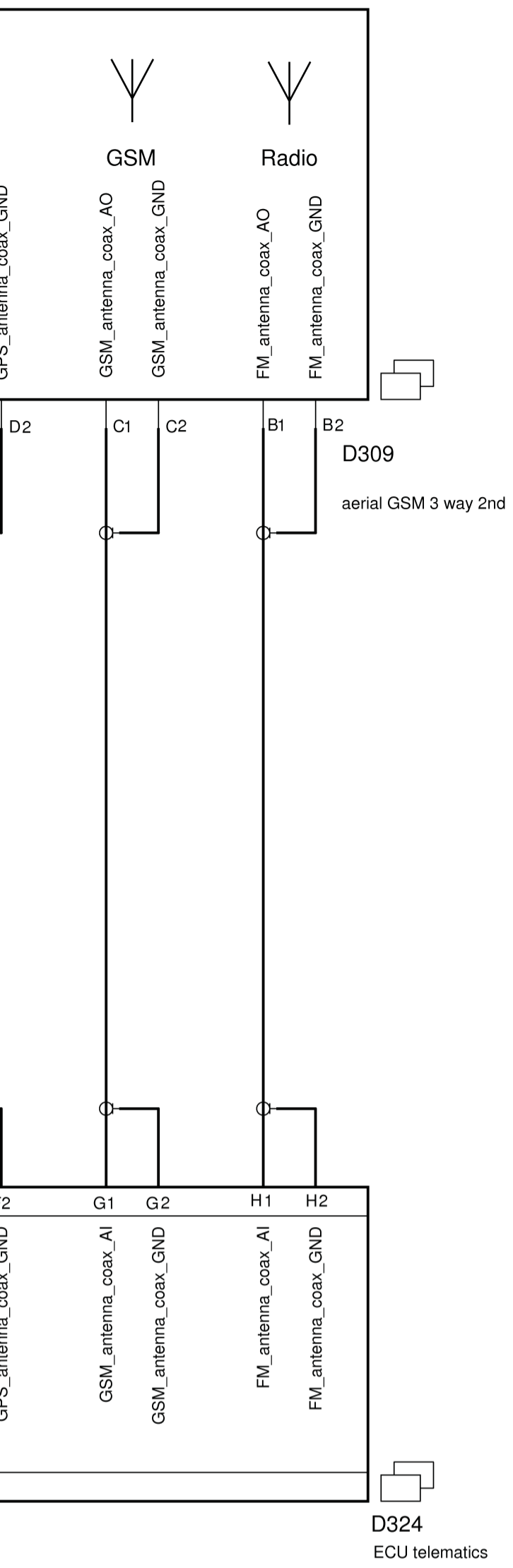
C6

C8

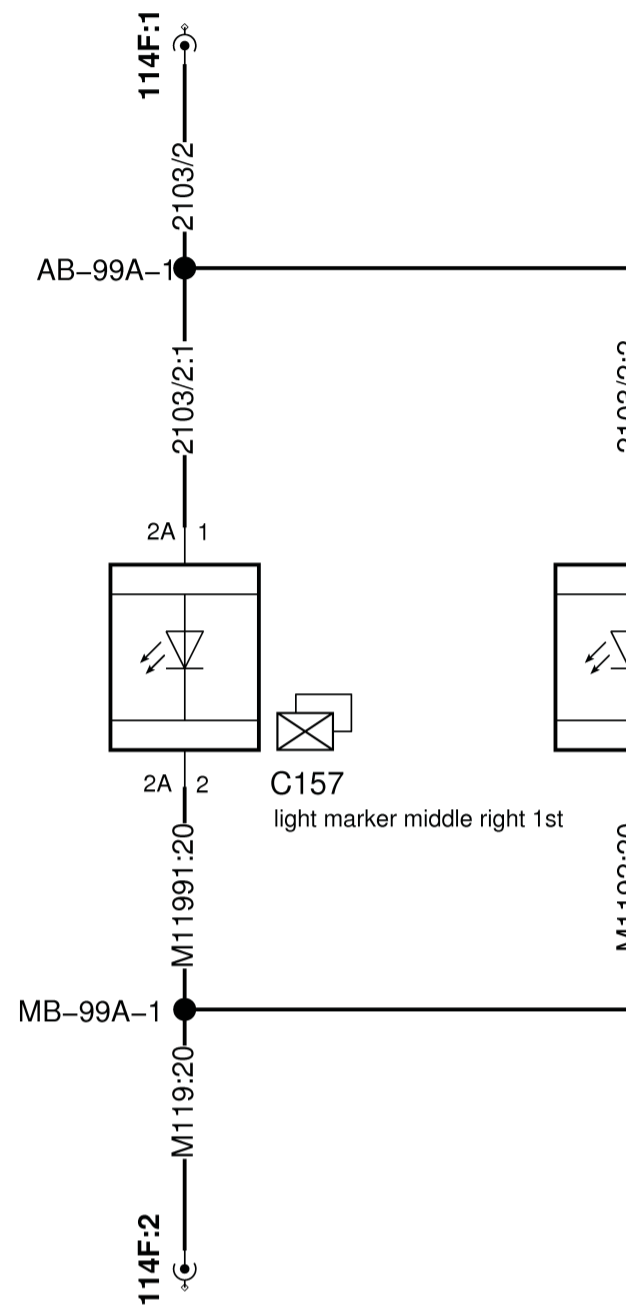
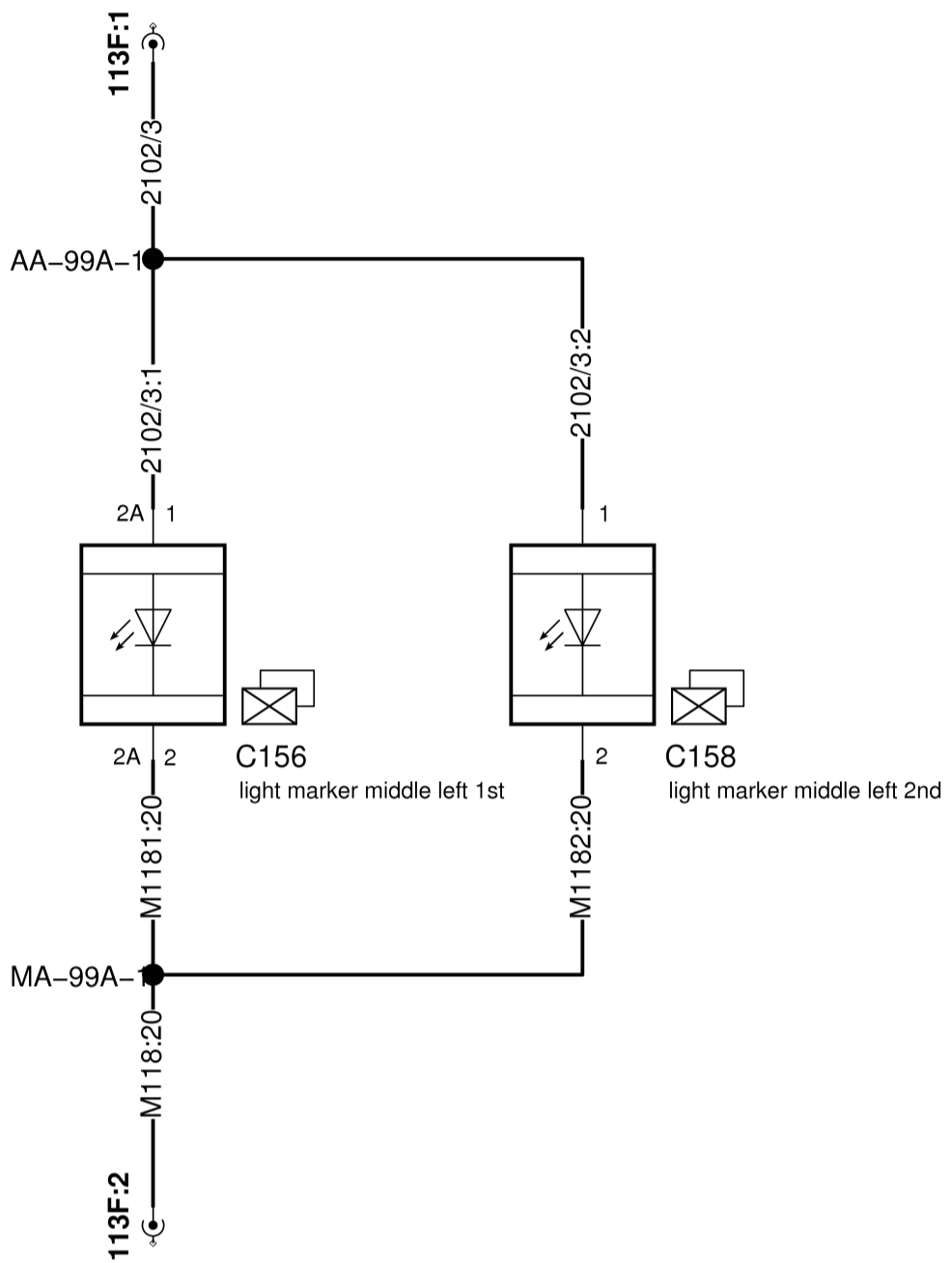
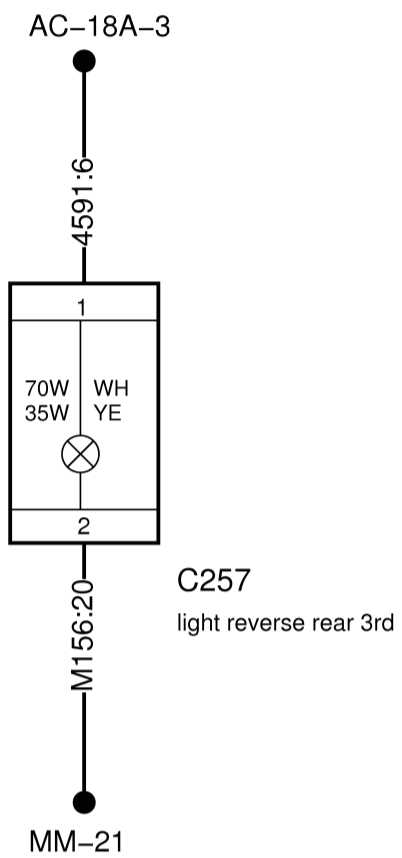


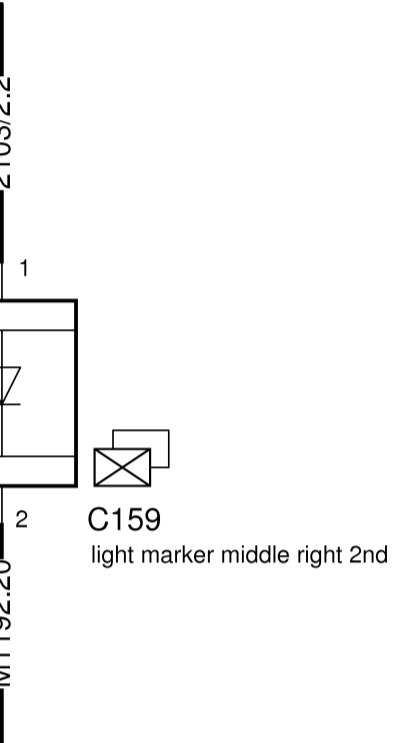
See RD27_SaberDS1 For location see Saber homepage		071018	MP			00
modification description		date	drawn by	auth. by	mod.no.	Issue
general tolerances	according drawing	tolerance principle	title			
for drawing interpretation, see DAF standard:		material	Communication system Toll collect			
TKB 00801-033			size	scale	sheet	
surfaces/corners		heat/surface treatment	A1	1 : 1		
authorised by	date	paint specification	third angle projection		This drawing is the property of DAF-Trucks N.V. Eindhoven. The Netherlands and may not be copied in whole or in part without the prior written consent of the owner.	
drawn by	date	prod.grp.spec.	spec. indication	DAF	drawing / issue number	1785317 / 00
master no.	Replacement for	1683391/02	CAD - Saber	Service number	21C-1	



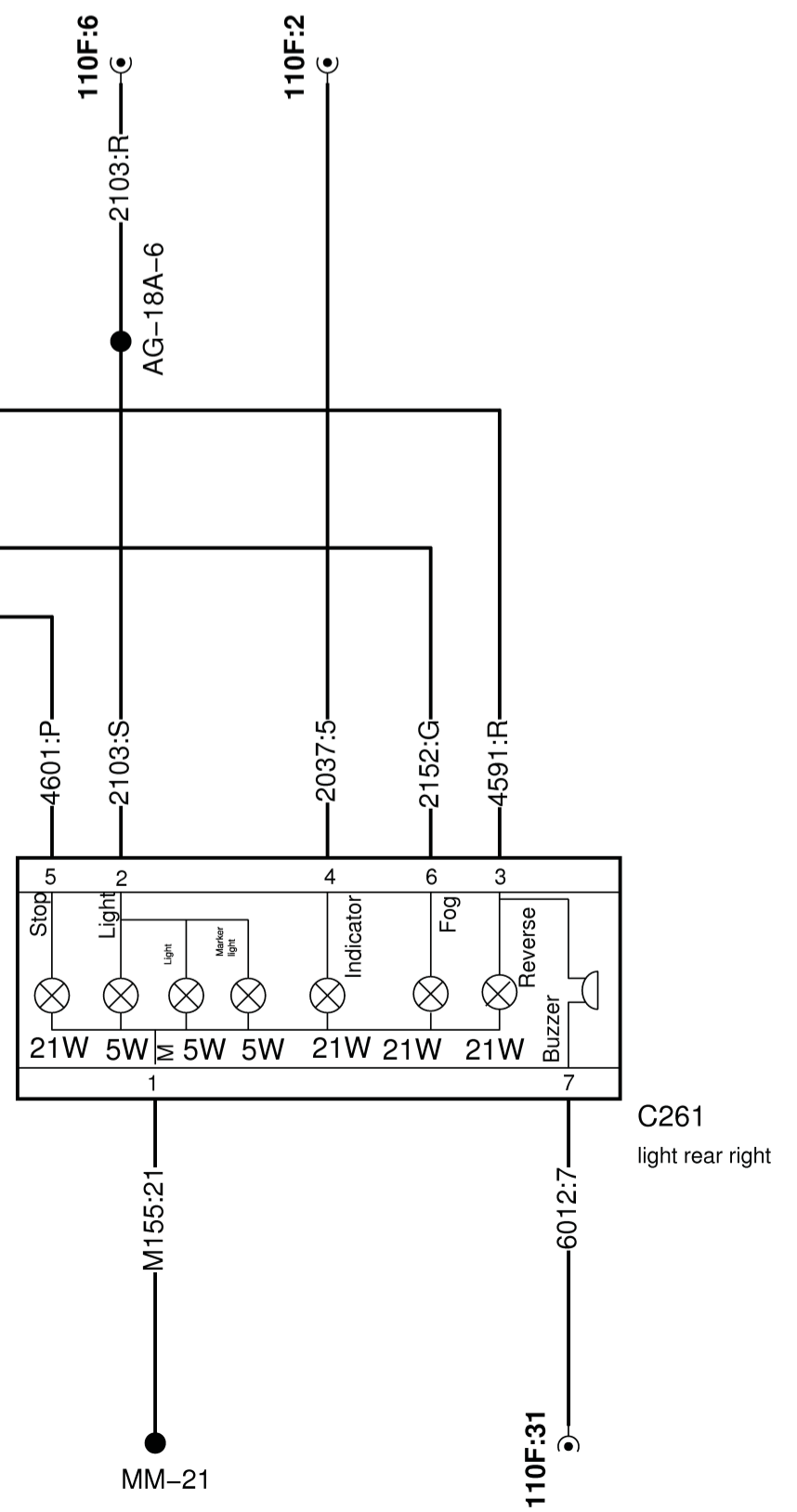
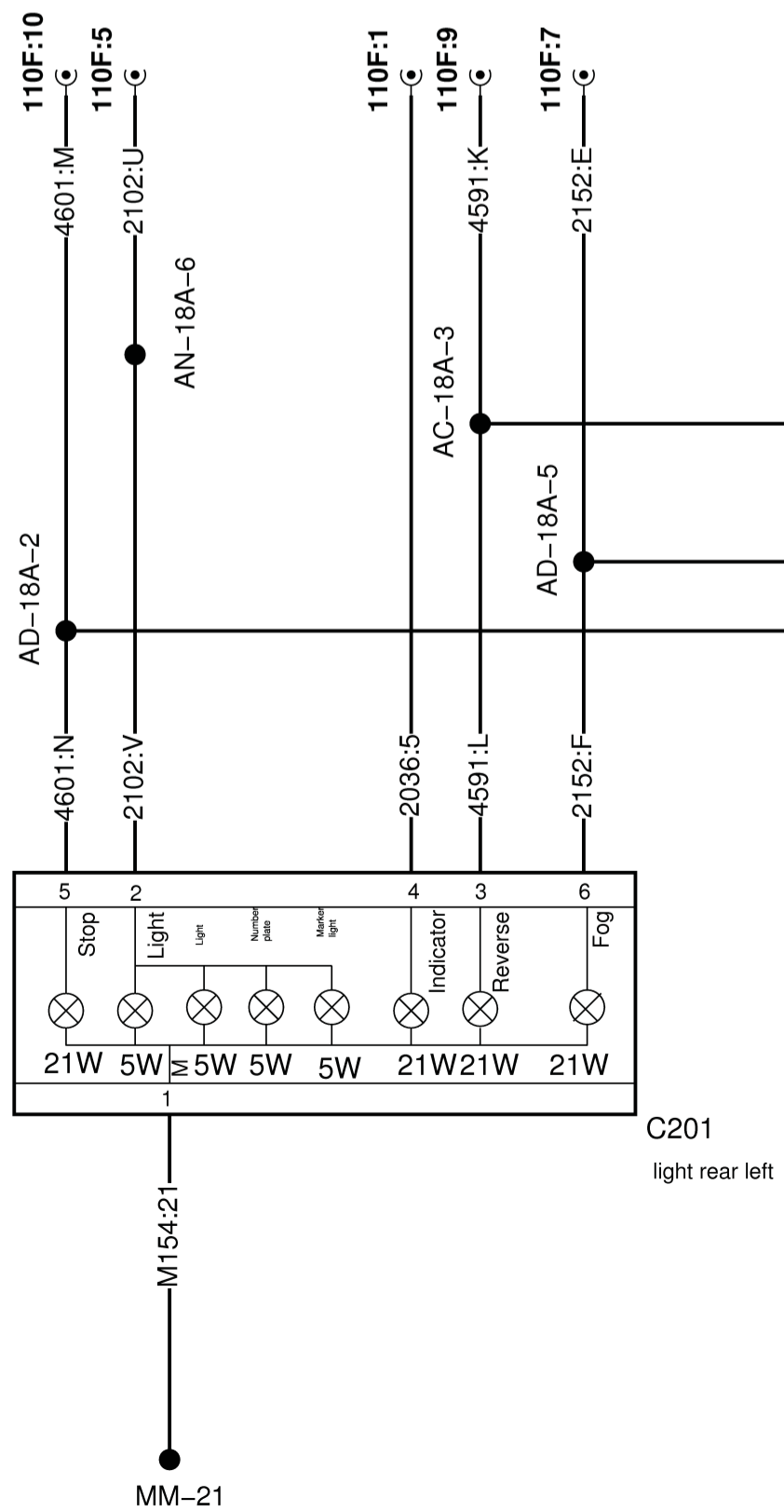
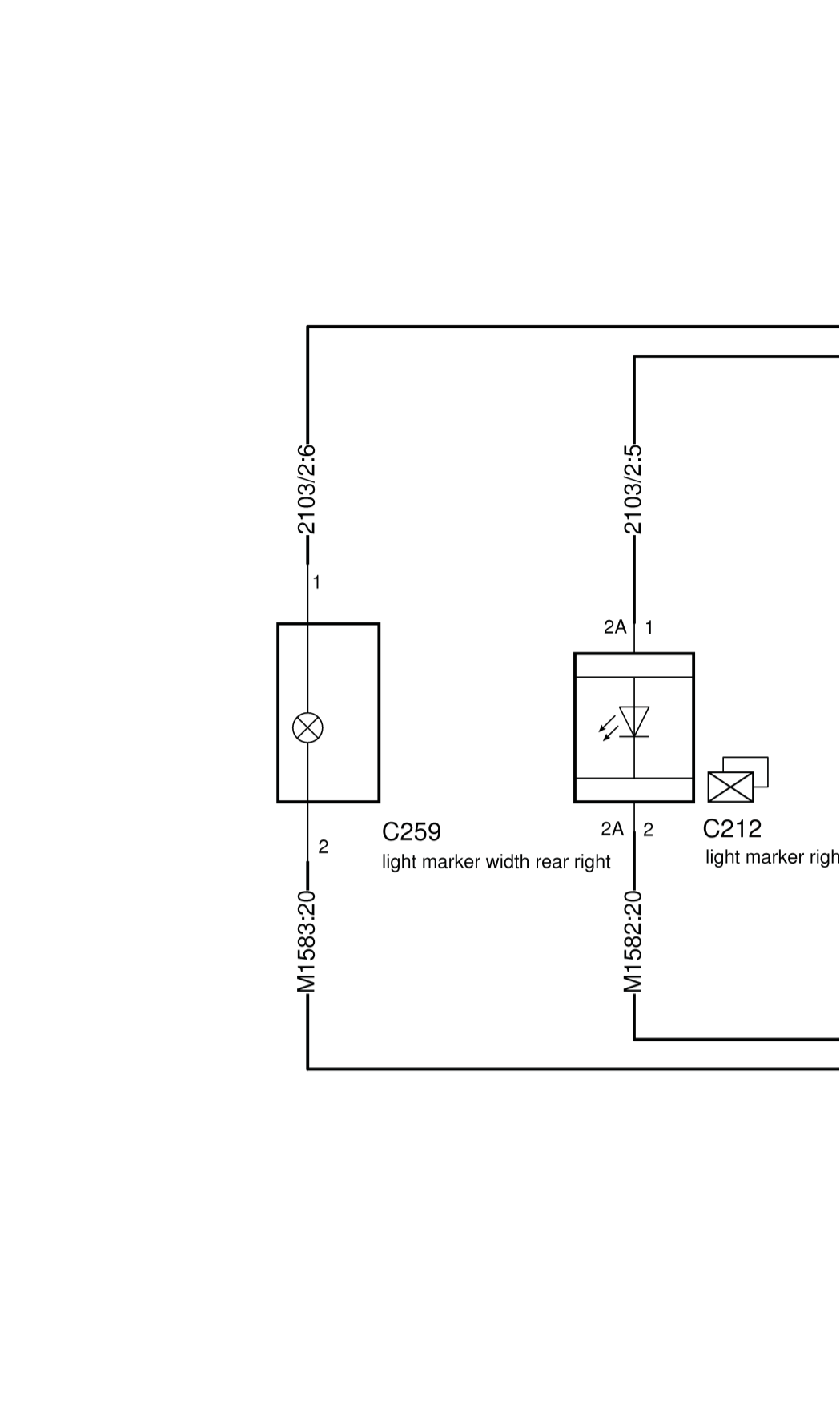
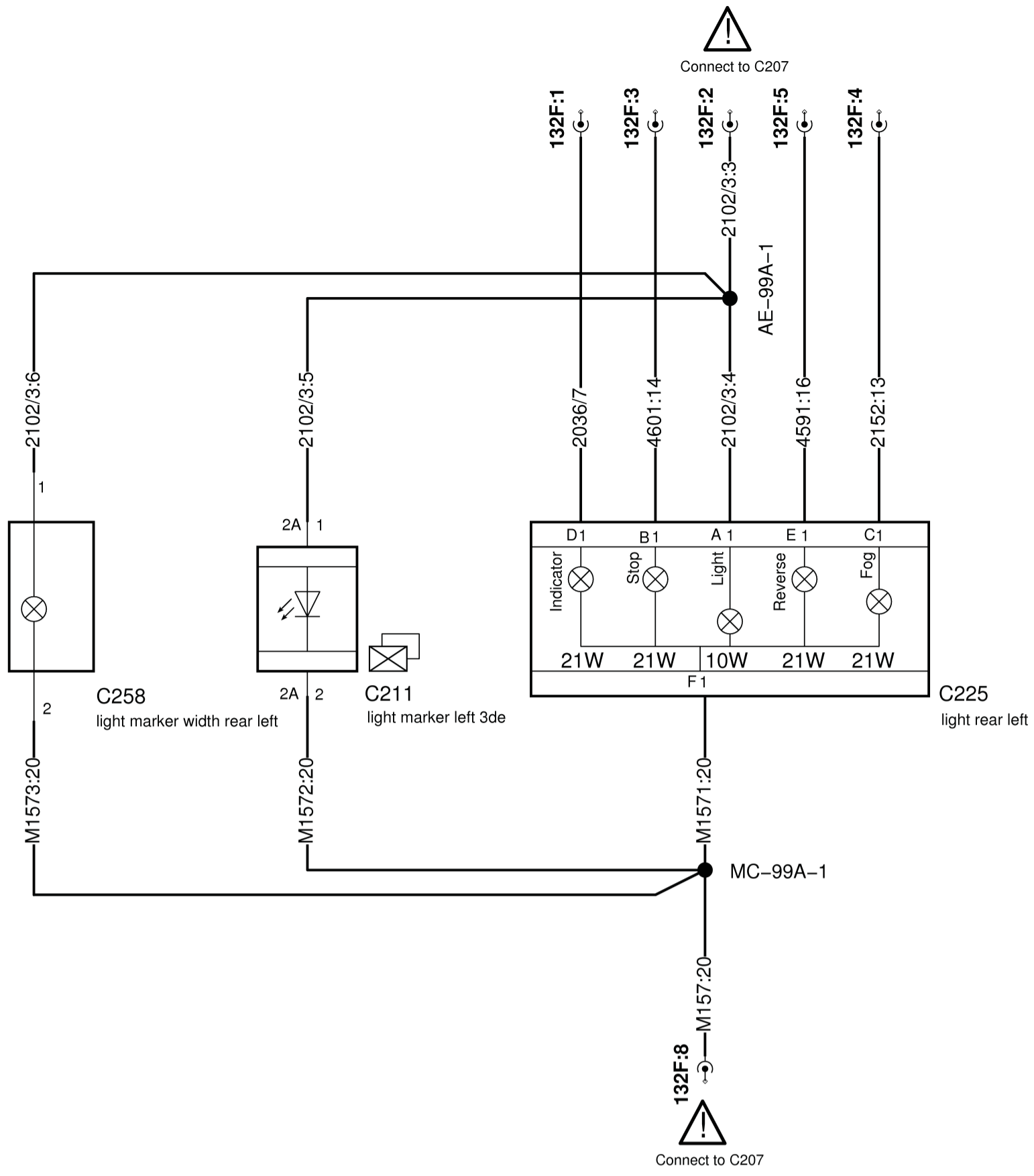


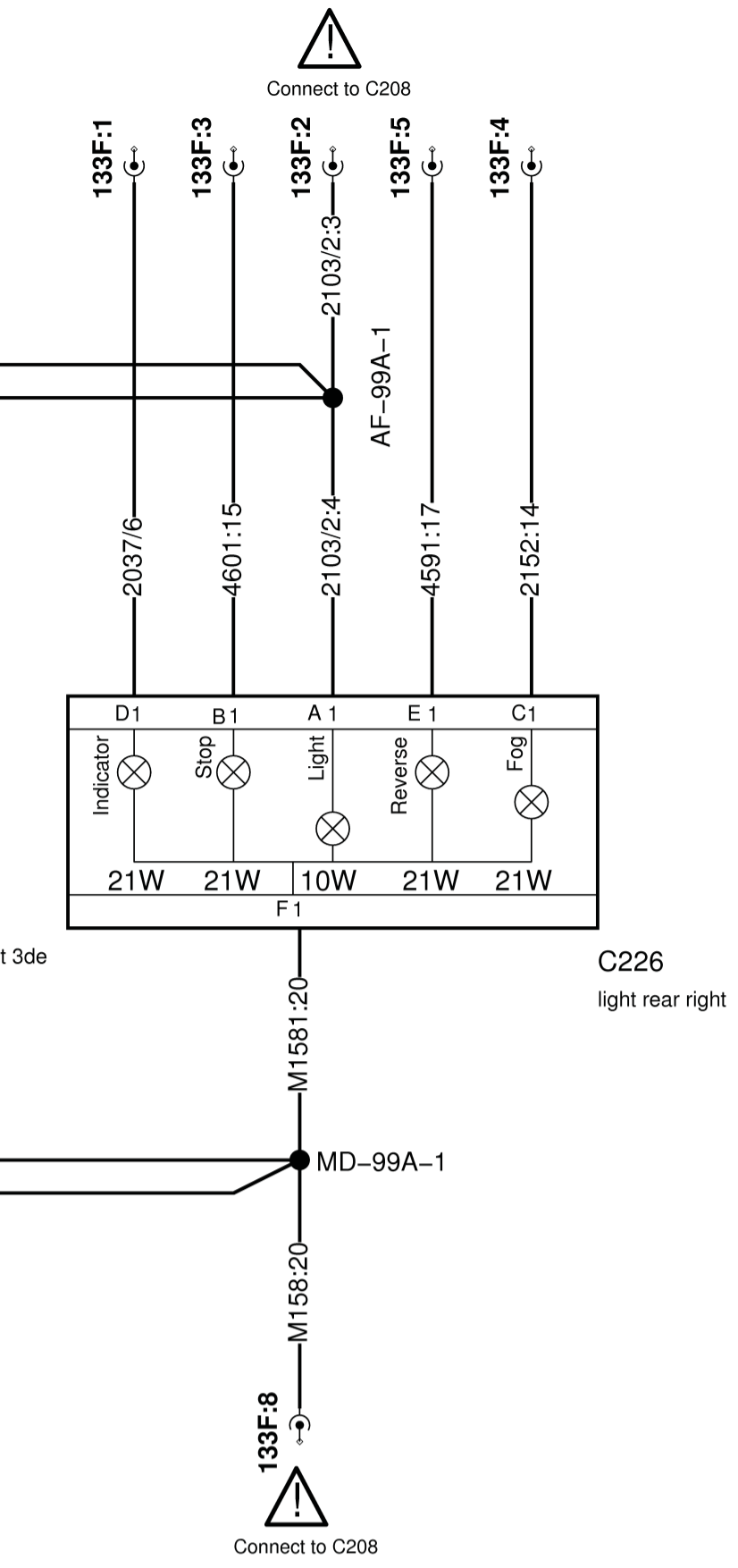
See 'RD27 SaberDS1' For location see Saber homepage		071010	EvH			00
modification description		date	drawn by	auth. by	mod. no.	issue
general tolerances		tolerance principle		title		
according drawing				Communication system		
for drawing interpretation, see DAF standard:		material		DAF telematics system (DTS)		
TKB 00801-033				size	scale	sheet
surfaces/corners		heat/surface treatment		A1	1:1	
authorised by	date	paint specification		third angle projection		This drawing is the property of DAF-Trucks N.V. Eindhoven. The Netherlands and may not be copied in whole or in part without the prior written consent of the owner.
drawn by	date	prod. grp. spec.	spec. indication	drawing / issue number		
E. van Hunsel	071010			1791325 / 00		
master no.	Replacement for	1742197/02		CAD - Saber	Service number 21D-1	



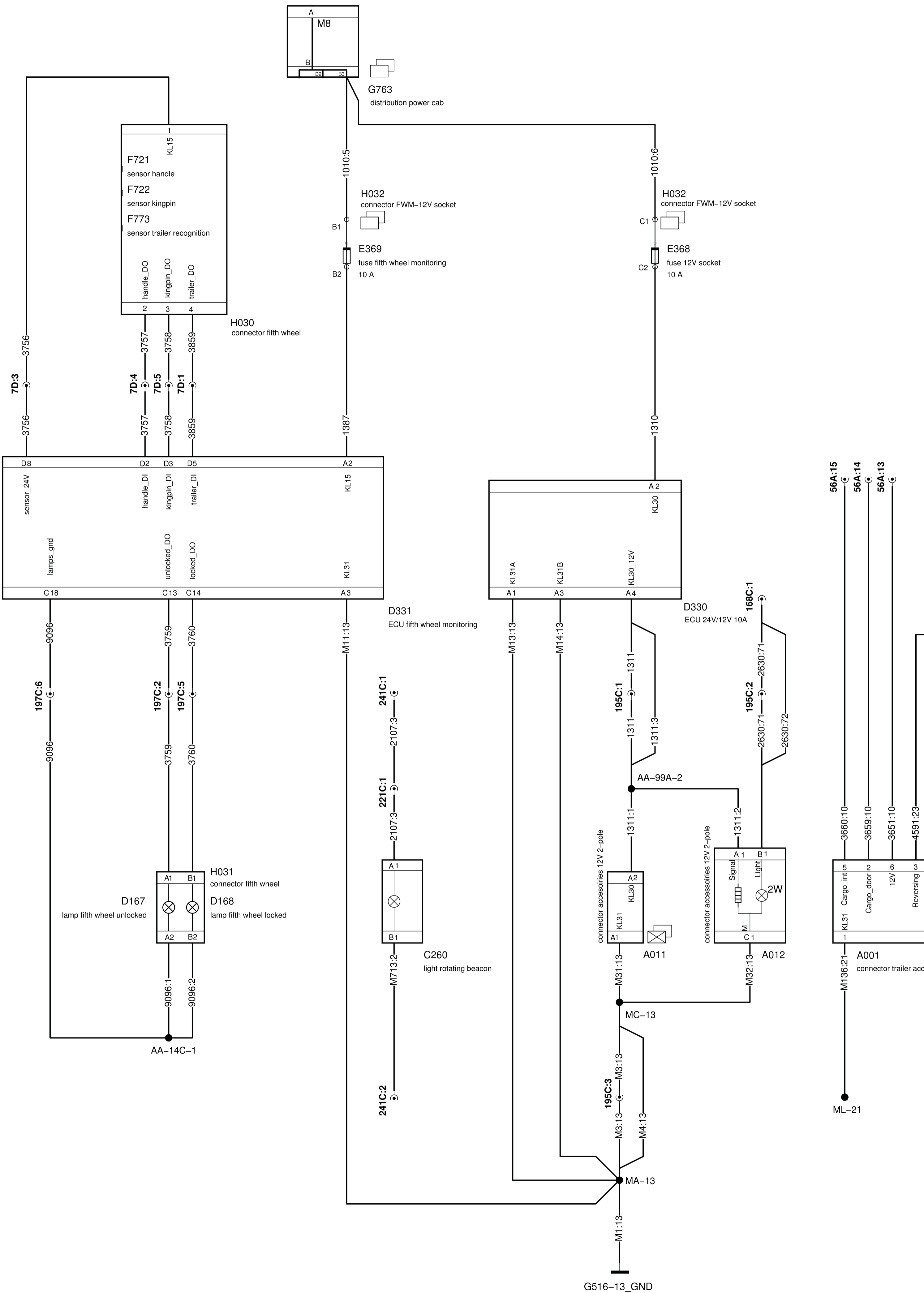


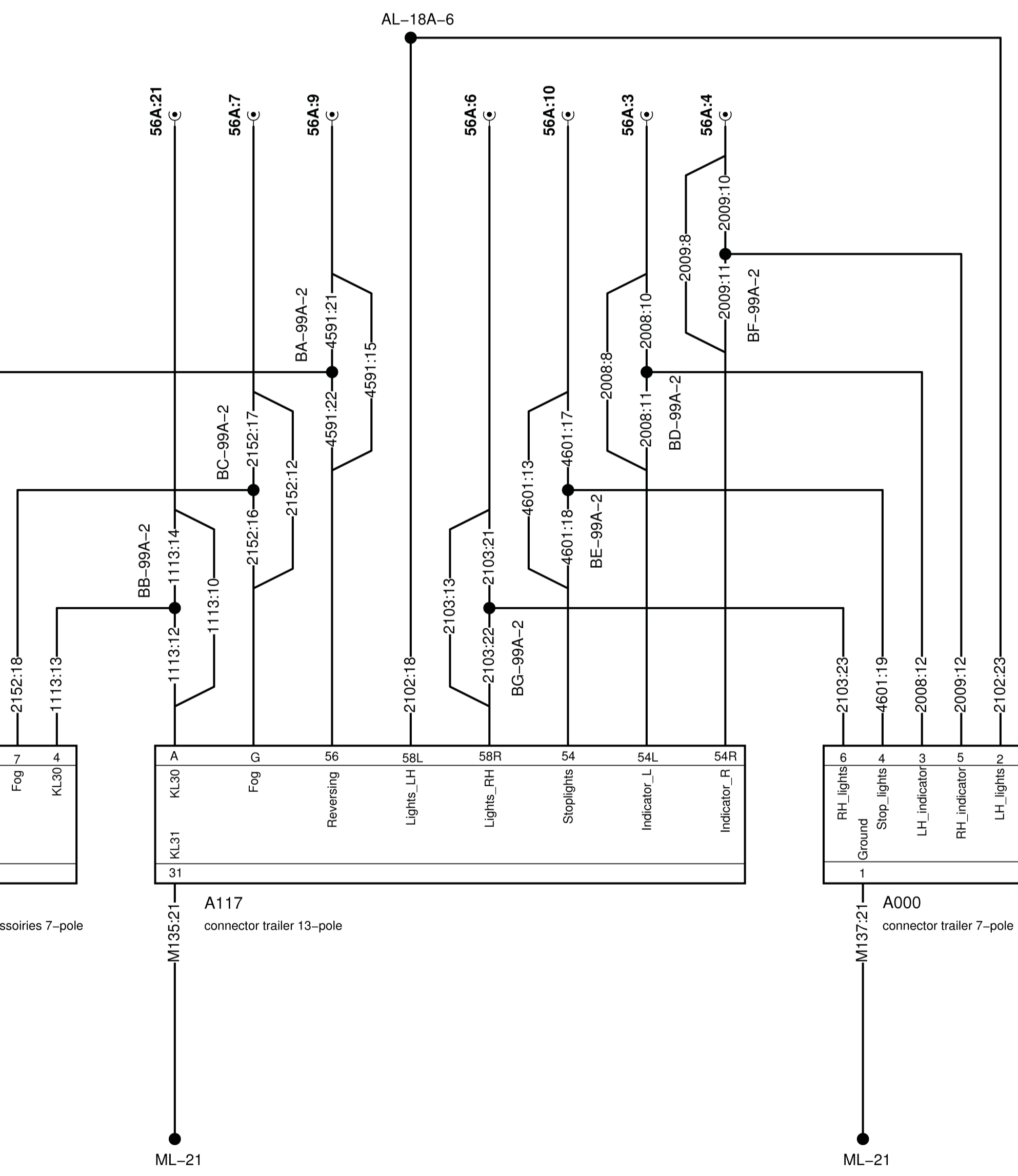
See sheet 2	080129	EvH		10877	04
See 'RD18_SaberDS1' For location see Saber homepage	070105	EvH		16101	03
See 'RD10_SaberDS1' For location see Saber homepage	060629	MP			02
See 'RD9_SaberDS1' For location see Saber homepage	060601	EvH		10112	01
UPS: First released on order 017356	060307	MP			00
modification description	date	drawn by	auth. by	mod.no.	issue
general tolerances	according drawing		tolerance principle	title	
for drawing interpretation, see DAF standard:	TKB 00801-033		material	Additional and/or modified systems Customer specific requirements	
surfaces/corners	heat/surface treatment	size	scale	sheet	
authorised by	date	paint specification	third angle projection	This drawing is the property of DAF-Trucks N.V. Eindhoven. The Netherlands and may not be copied in whole or in part without the prior written consent of the owner.	
drawn by	date	prod.grp.spec.	spec. indication	DAF	drawing / issue number
master no	Replacement for	CAD - Saber		Service number	1698462 / 04 99A-1



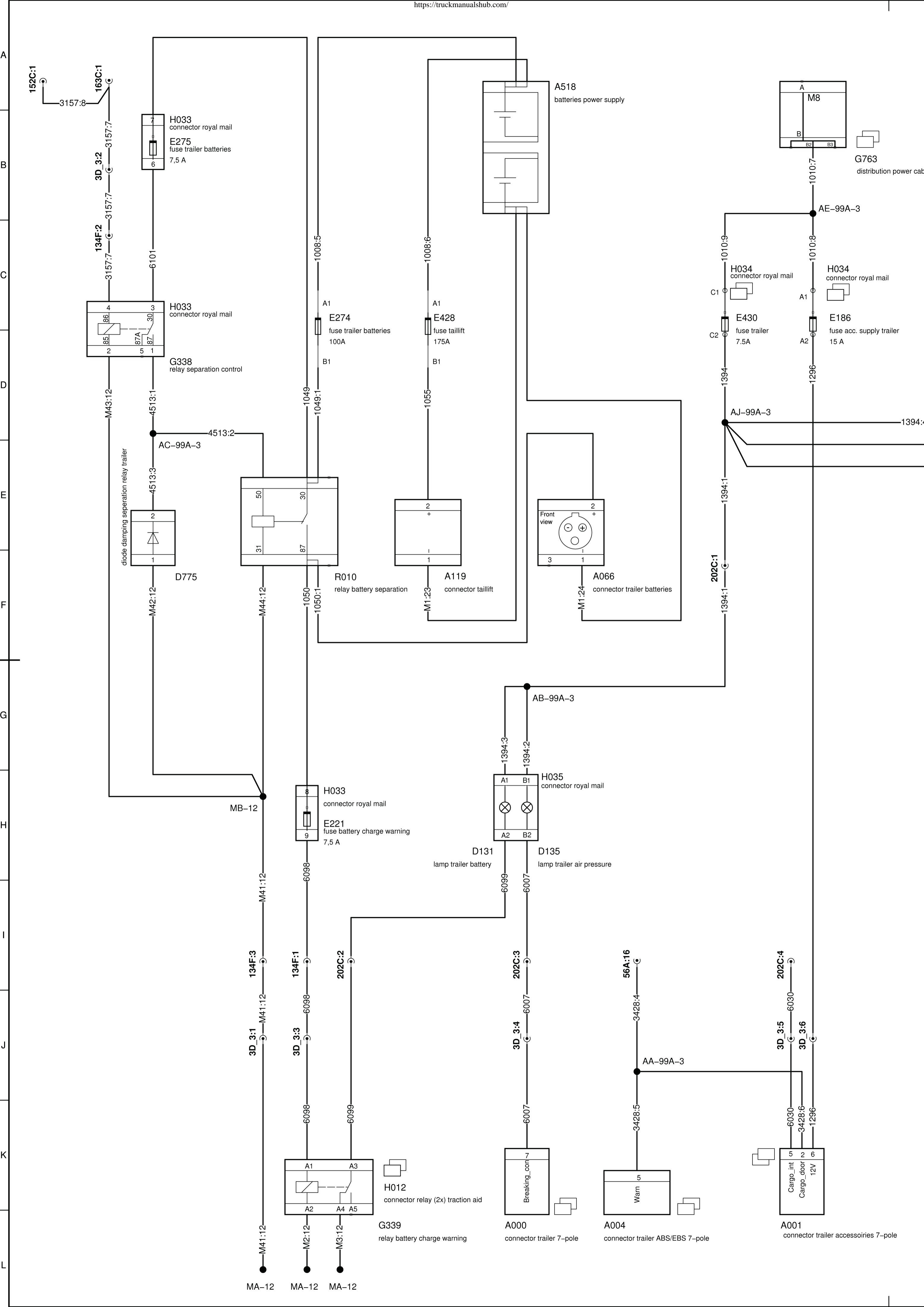


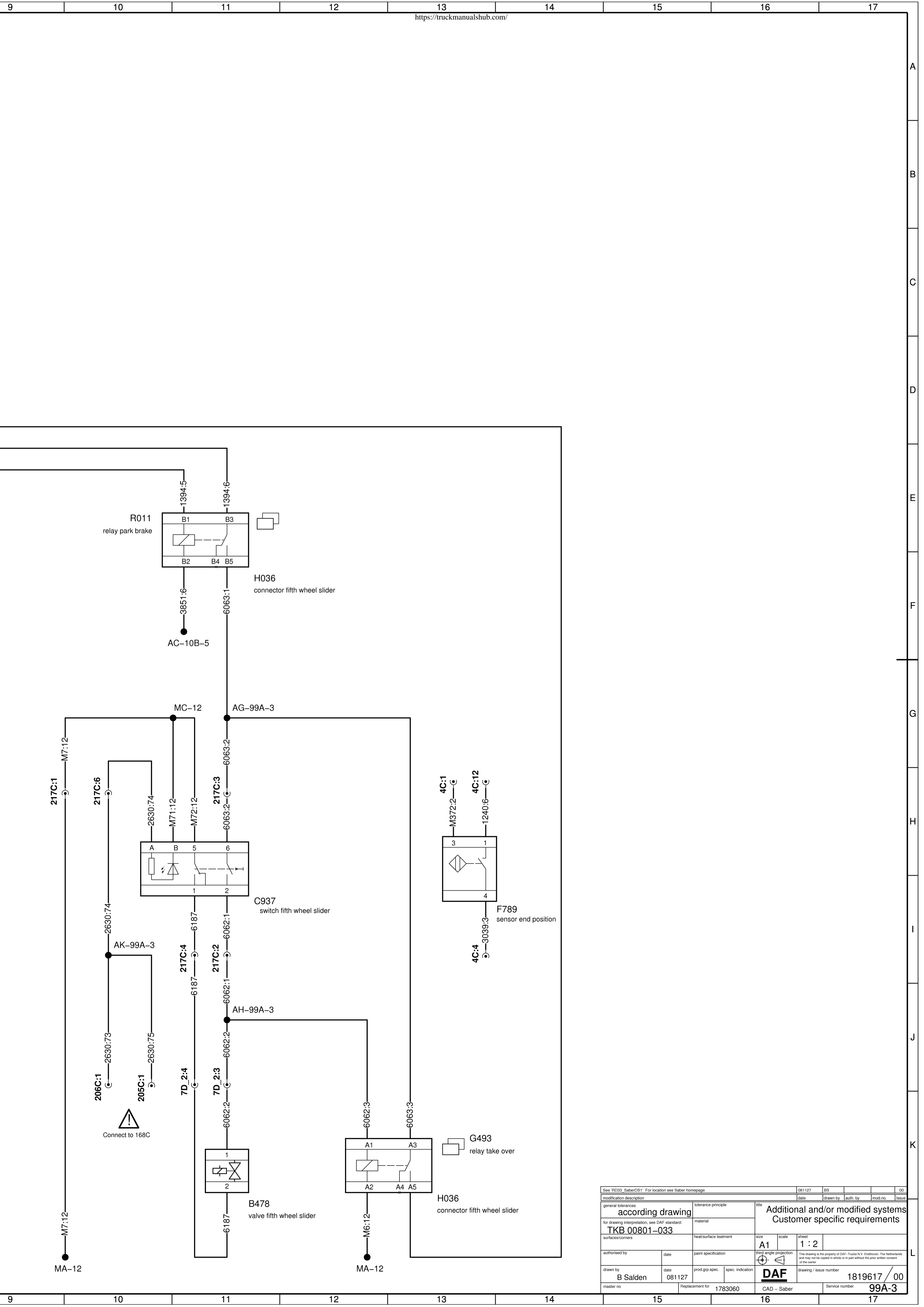
Rear lights C201 & C261 added	080129	EvH	10877	04
See 'RD18. SaberDS1' For location see Saber homepage	070105	EvH	16101	03
See 'RD10. SaberDS1' For location see Saber homepage	060629	MP		02
See 'RD9. SaberDS1' For location see Saber homepage	060525	MP		01
LPS: First released on order 017356	060307	MP		00
modification description	date	drawn by	auth. by	mod. no.
general tolerances	tolerance principle		title	
according drawing	TKB 00801-033		Additional and/or modified systems Customer specific requirements	
for drawing interpretation, see DAF standard:	material	size	scale	sheet
surfaces/corners	heat/surface treatment	A1	2:2	
authorised by	date	paint specification	third angle projection	This drawing is the property of DAF-Trucks N.V. Eindhoven, The Netherlands and may not be copied in whole or in part without the prior written consent of the owner.
drawn by	date	prod.grp.spec.	spec. indication	drawing / issue number
M Putmans	060307		DAF	1698462 / 04
master no.	Replacement for	CAD - Saber		Service number
				99A-1



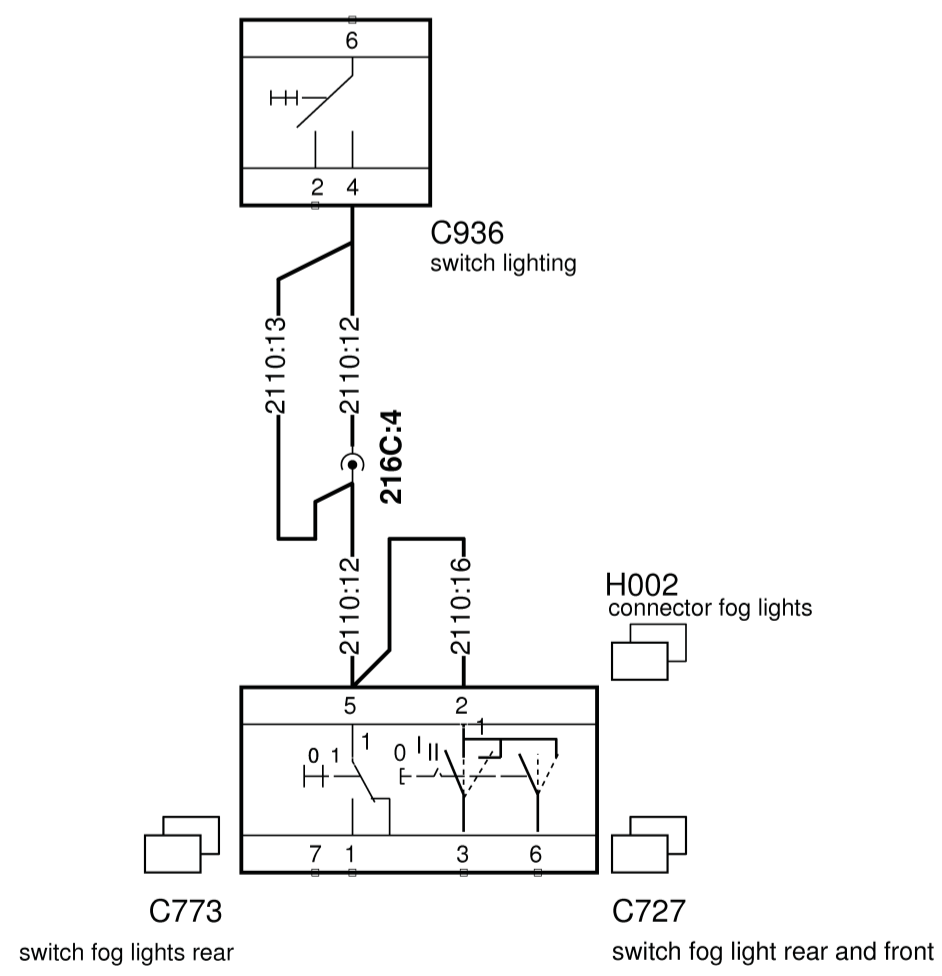
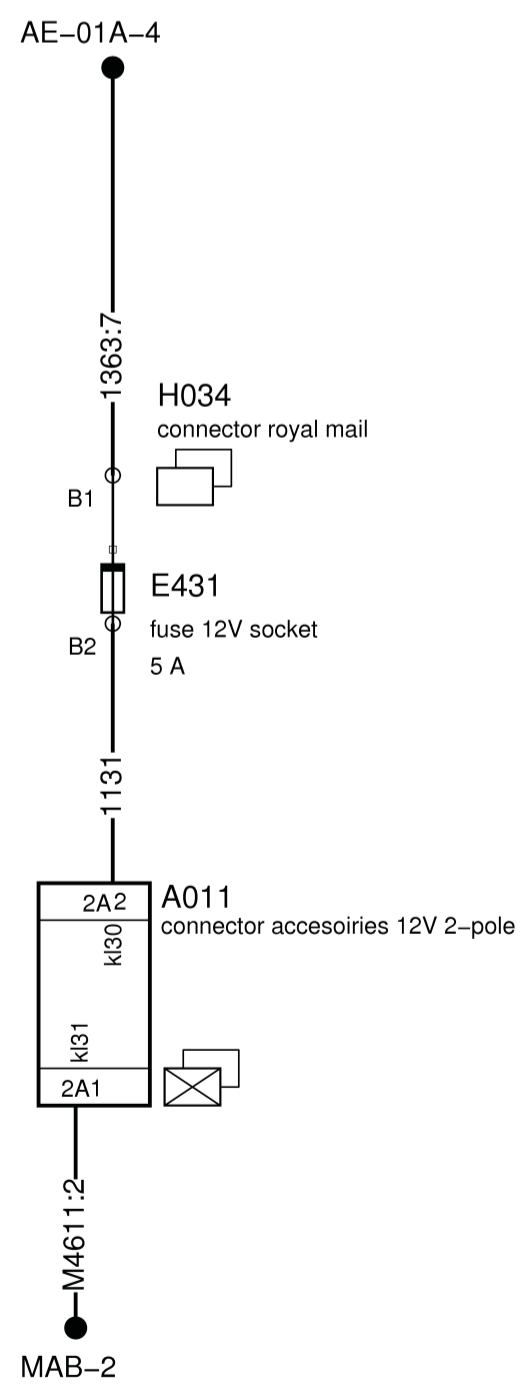


See 'RD29_SaberDS1' For location see Saber homepage	071211	MP			01
See 'RD27_SaberDS1' For location see Saber homepage	071019	EVH		10877	00
modification description	date	drawn by	auth. by	mod.no.	Issue
general tolerances	tolerance principle	title			
according drawing		Additional and/or modified systems			
for drawing interpretation, see DAF standard:	material	Customer specific requirements			
TKB 00801-033		size	scale	sheet	
surfaces/corners	heat/surface treatment	A1	1:1		
authorised by	date	paint specification	third angle projection		
			This drawing is the property of DAF-Trucks N.V. Eindhoven, The Netherlands and may not be copied in whole or in part without the prior written consent of the owner.		
drawn by	date	prod.grp.spec.	spec. indication	drawing / issue number	
E. v Hunsel	071019			1793620 / 01	
master no.	Replacement for	CAD - Saber		Service number	
	1687769/04			99A-2	

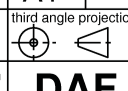




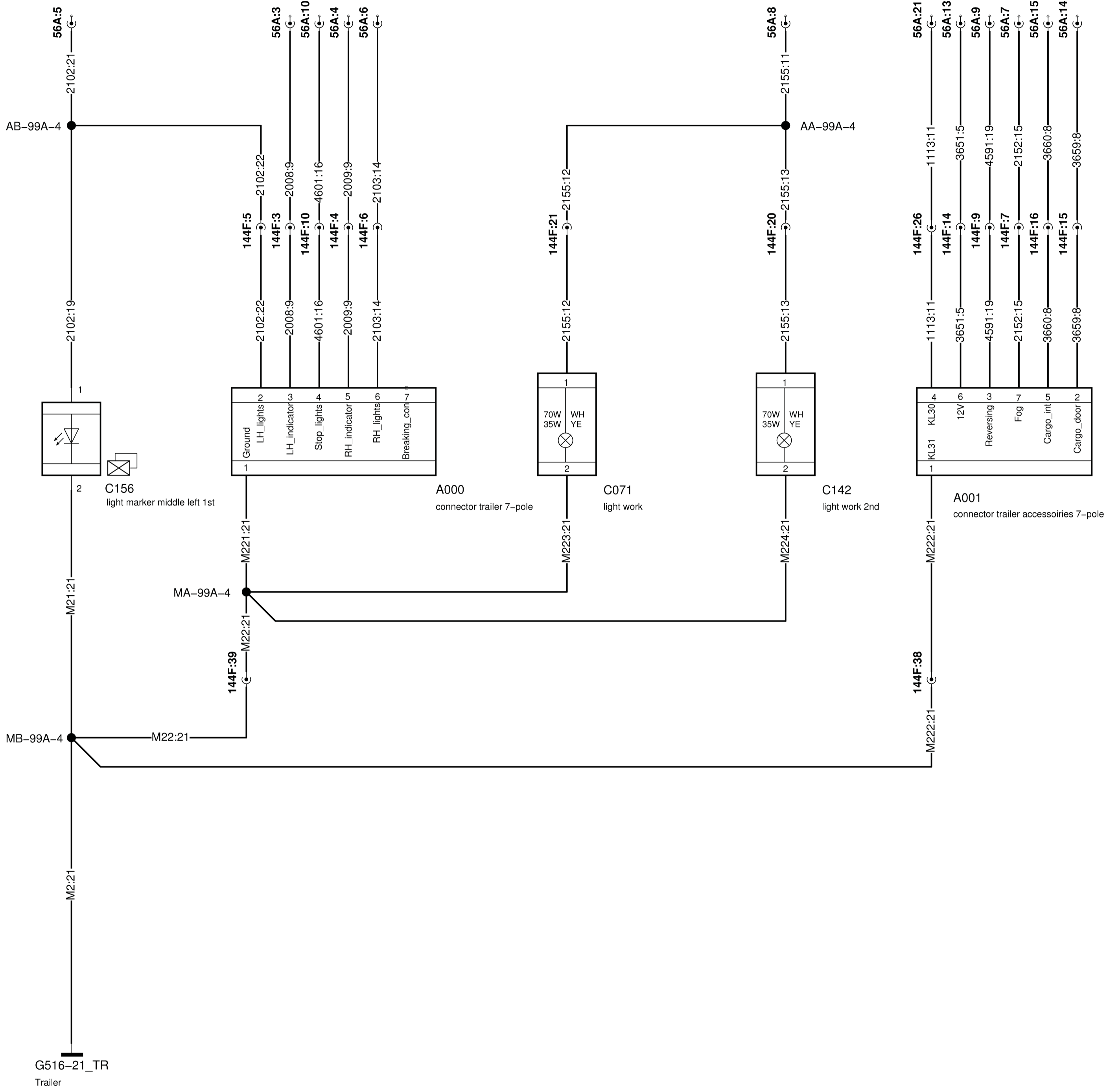
See 'RD33 SaberDS1' For location see Saber homepage		081127	BS			00
modification description		date	drawn by	auth. by	mod. no.	issue
general tolerances according drawing		tolerance principle		title Additional and/or modified systems Customer specific requirements		
for drawing interpretation, see DAF standard: TKB 00801-033		material		size A1	scale 1:2	sheet
surfaces/corners		heat/surface treatment		third angle projection		
authorised by	date	paint specification		This drawing is the property of DAF - Trucks N.V. Eindhoven, The Netherlands and may not be copied in whole or in part without the prior written consent of the owner.		
drawn by B Salden	date 081127	prod.grp.spec.	spec.indication	DAF drawing / issue number 1819617 / 00		
master no.	Replacement for	1783060		CAD - Saber		Service number 99A-3

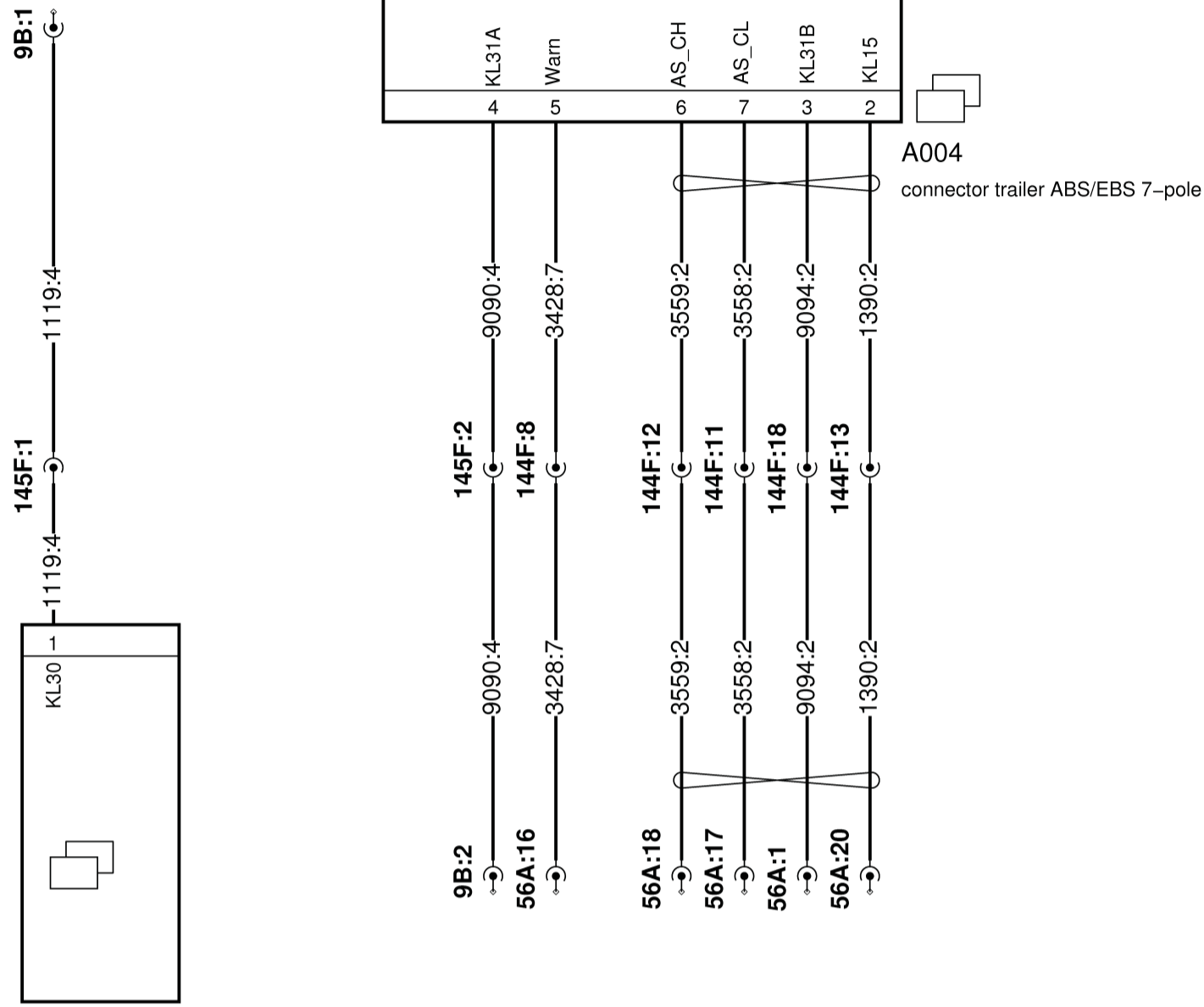


9	10	11	12	13	14	15	16	17
https://truckmanualshub.com/								
								A
								B
								C
								D
								E
								F
								G
								H
								I
								J
								K
								L

See 'RD33 SaberDS1' For location see Saber homepage		081127	BS			00
modification description		date	drawn by	auth. by	mod. no.	issue
general tolerances according drawing		tolerance principle		title Additional and/or modified systems Customer specific requirements		
for drawing interpretation, see DAF standard: TKB 00801-033		material		sheet		
surfaces/corners		heat/surface treatment		size A1	scale 2 : 2	
authorised by	date	paint specification		third angle projection 	This drawing is the property of DAF-Trucks N.V. Eindhoven. The Netherlands and may not be copied in whole or in part without the prior written consent of the owner.	
drawn by B Salden	date 081127	prod. grp. spec.	spec. indication	DAF	drawing / issue number 1819617 / 00	
master no.	Replacement for	1783060		CAD - Saber	Service number 99A-3	

9	10	11	12	13	14	15	16	17
---	----	----	----	----	----	----	----	----

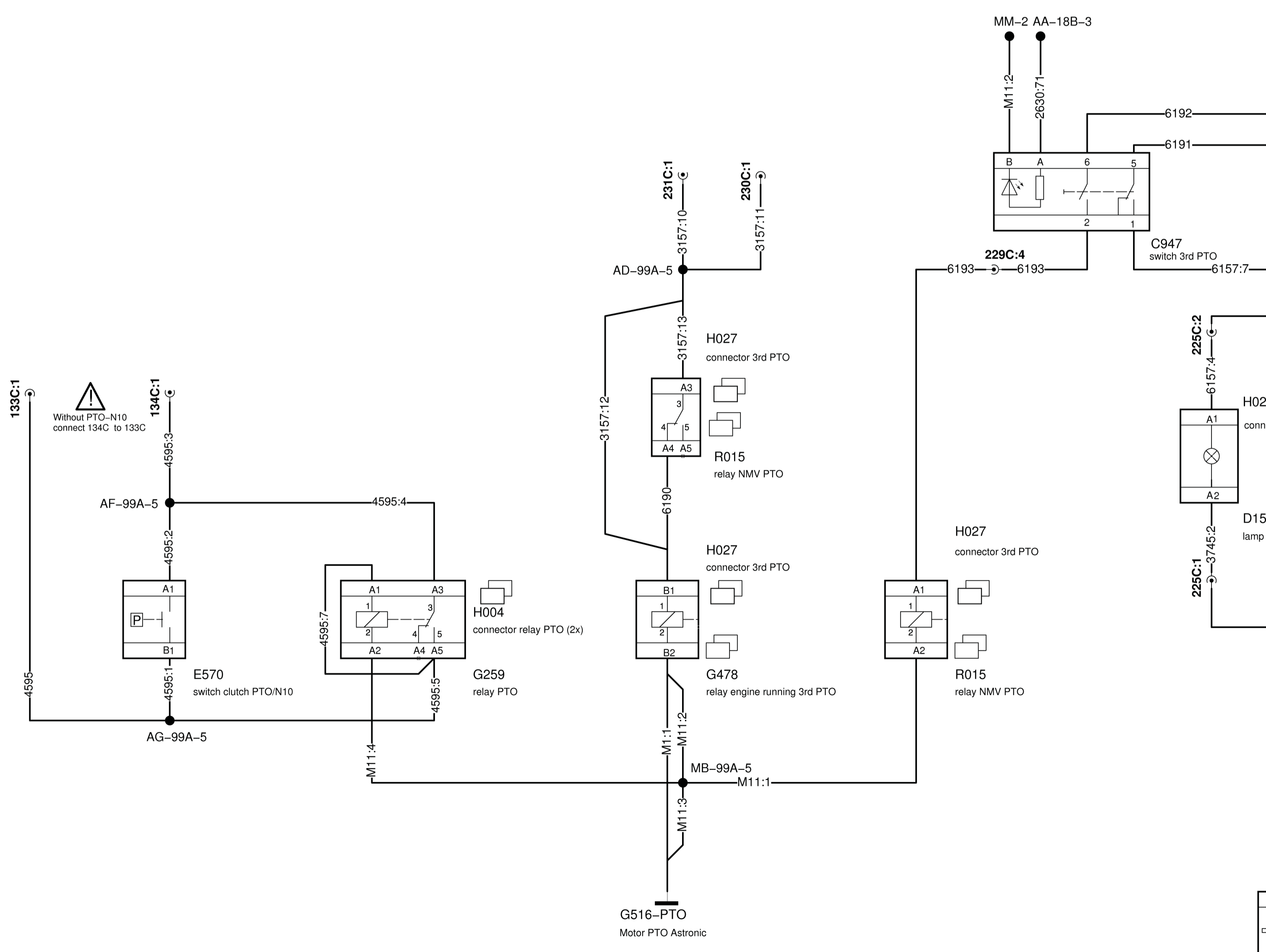




A004
connector trailer ABS/EBS 7-pole

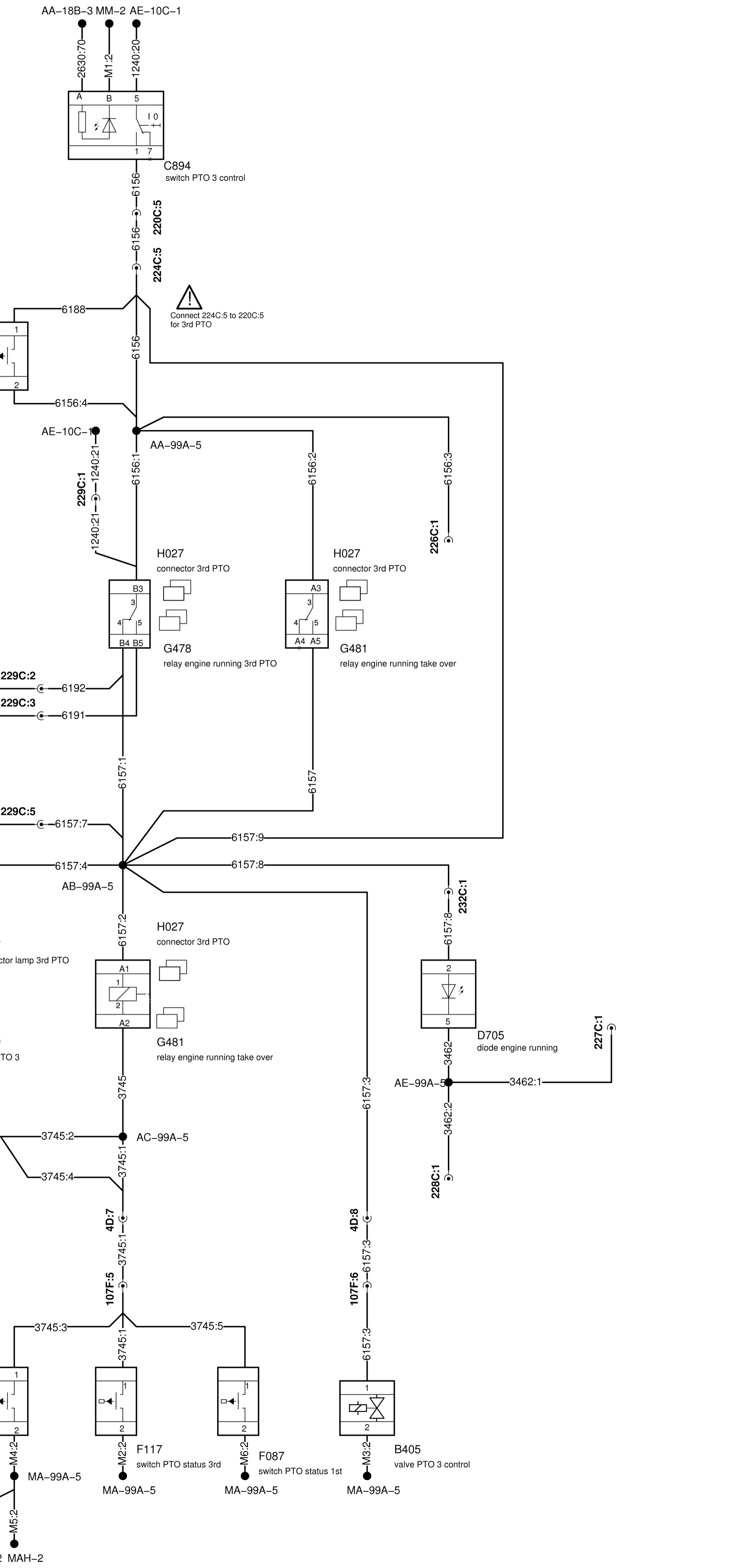
See 'RD22 SaberDS1' For location see Saber homepage		070427	MP		01
new 39p connector		070425	MP		00
modification description		date	drawn by	auth. by	mod.no. issue
general tolerances		tolerance principle		title	
according drawing		material		Additional and/or modified systems Customer specific requirements	
for drawing interpretation, see DAF standard: TKB 00801-033		heat/surface treatment		size	sheet
surfaces/corners		paint specification		A1	1 : 1
authorised by	date	third angle projection		This drawing is the property of DAF-Trucks N.V. Eindhoven. The Netherlands and may not be copied in whole or in part without the prior written consent of the owner.	
drawn by	date	prod.grp.spec.	spec.indication	drawing / issue number	
M. Putmans	070425			DAF 1781640 / 01	
master no.	Replacement for	CAD - Saber		Service number	
	1739900/00			99A-4	

F135a
switch airpressure engine-PTO

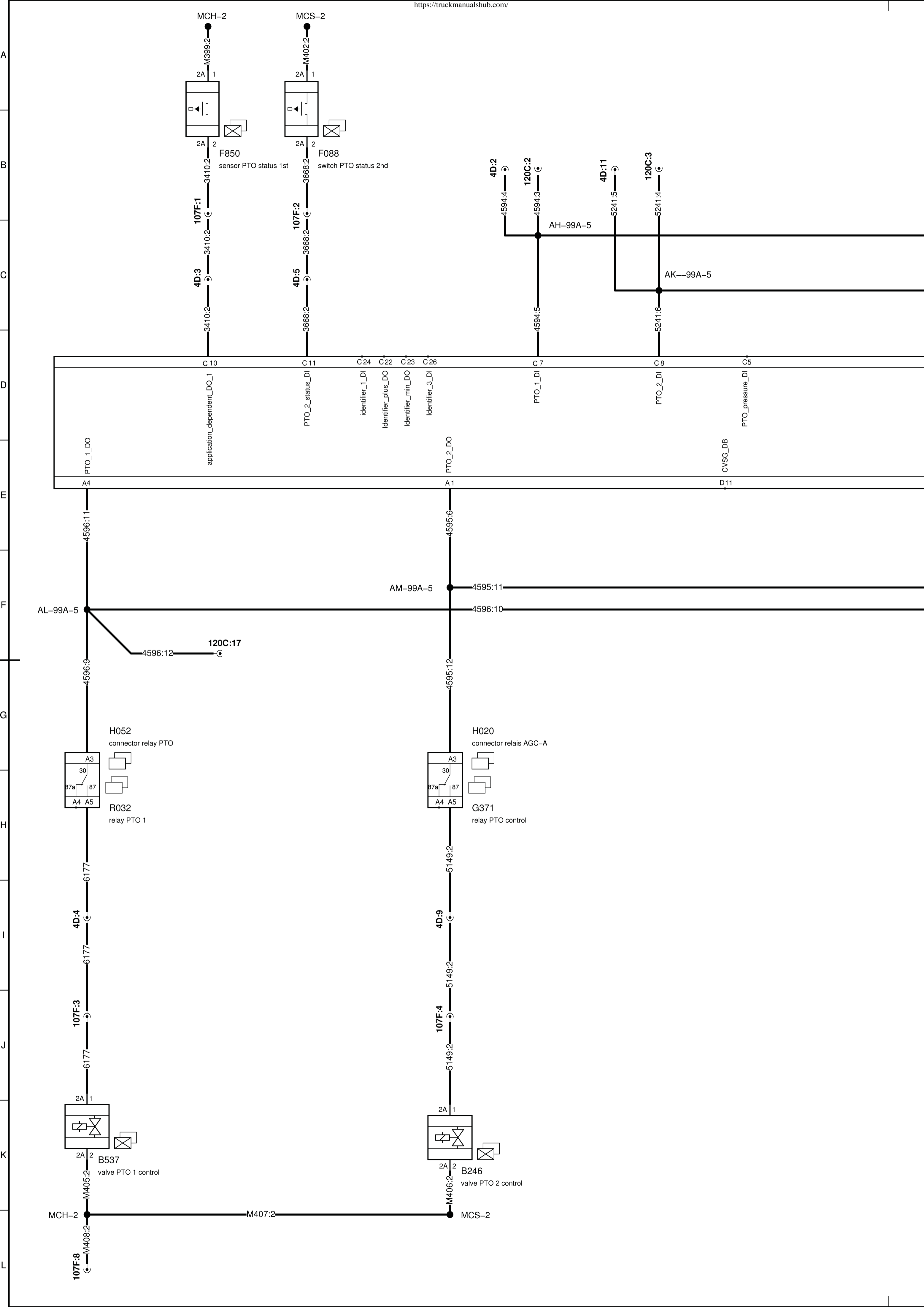


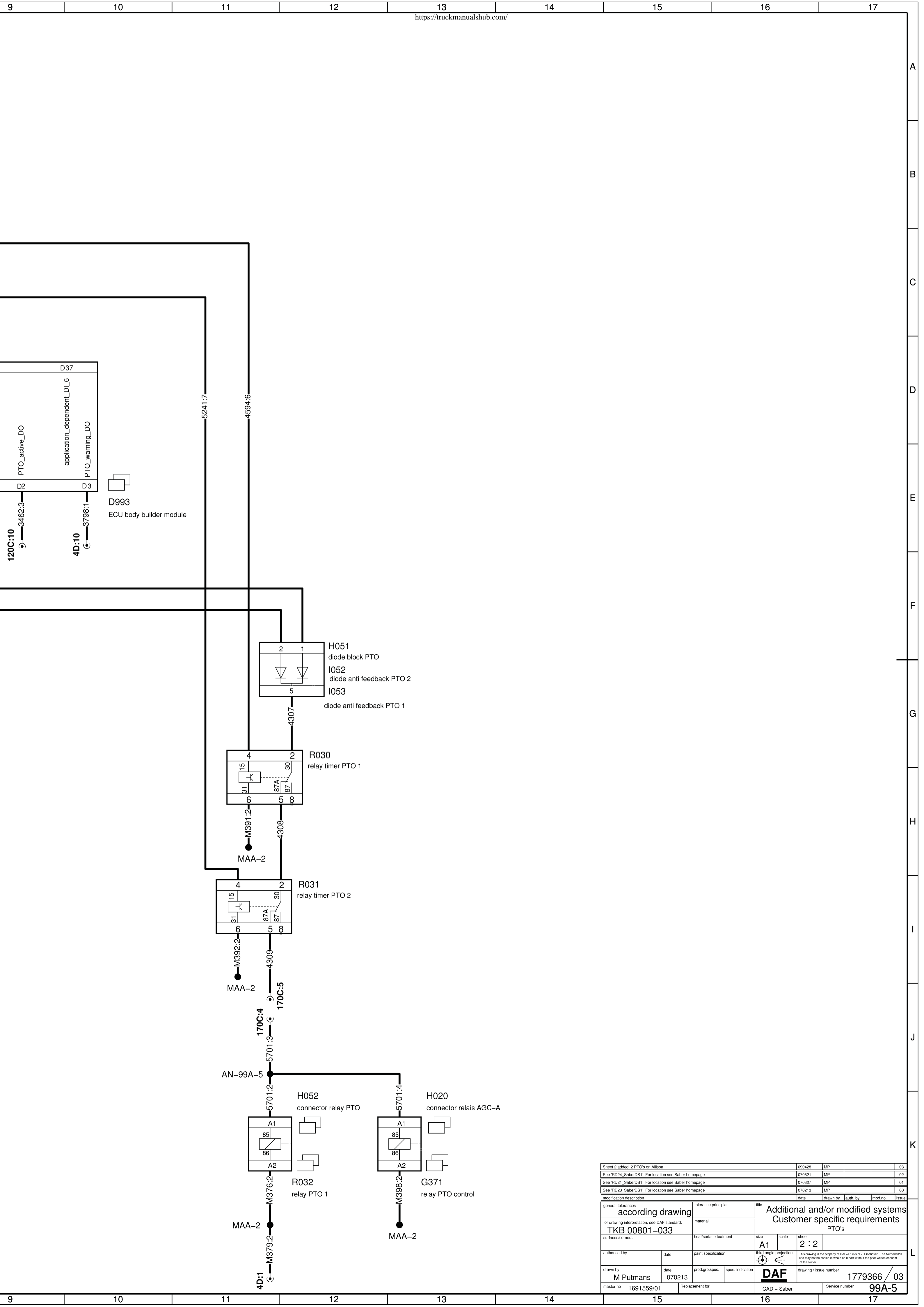
F141
switch airpressure PTO status

M7:2
MAS-2

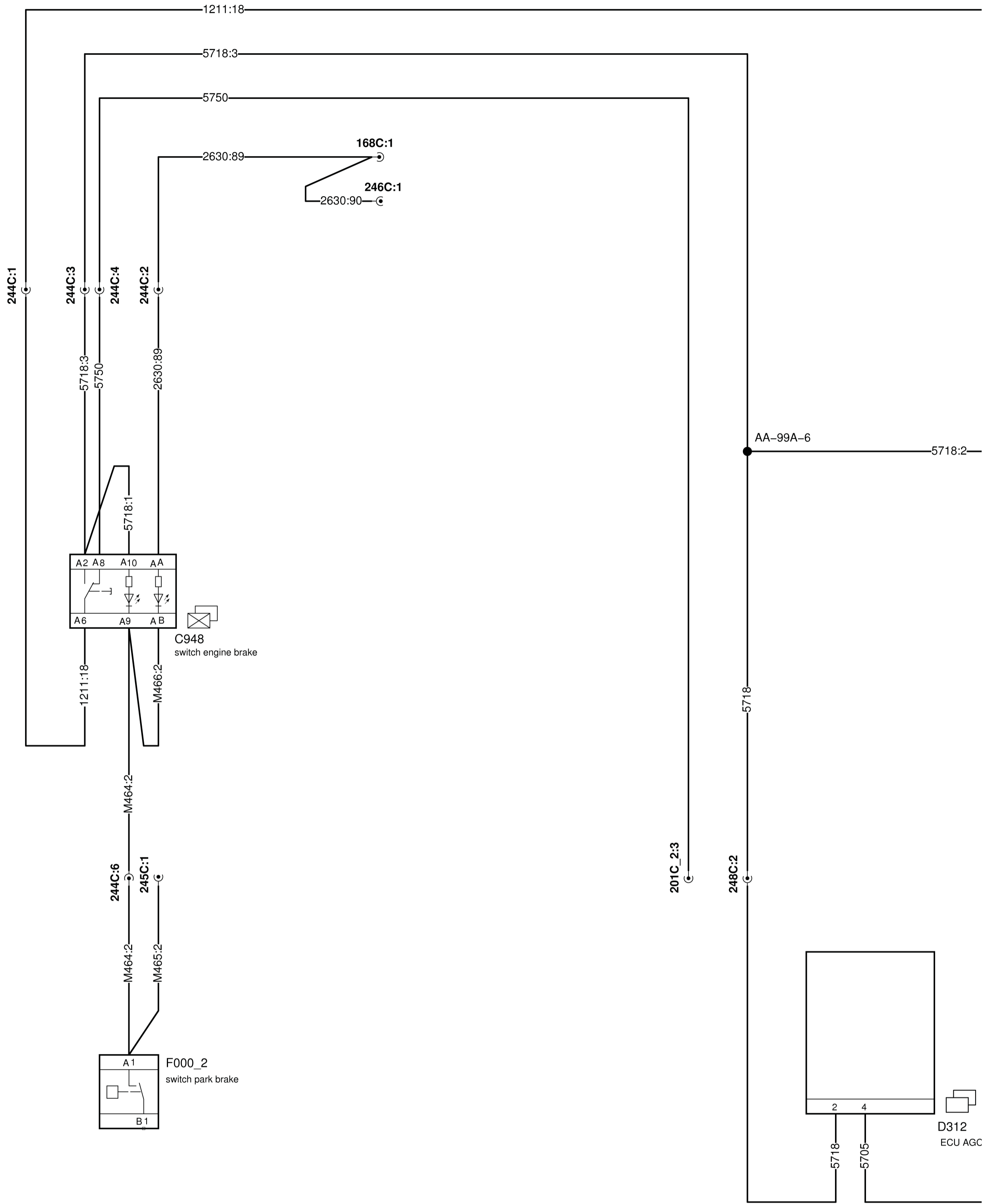


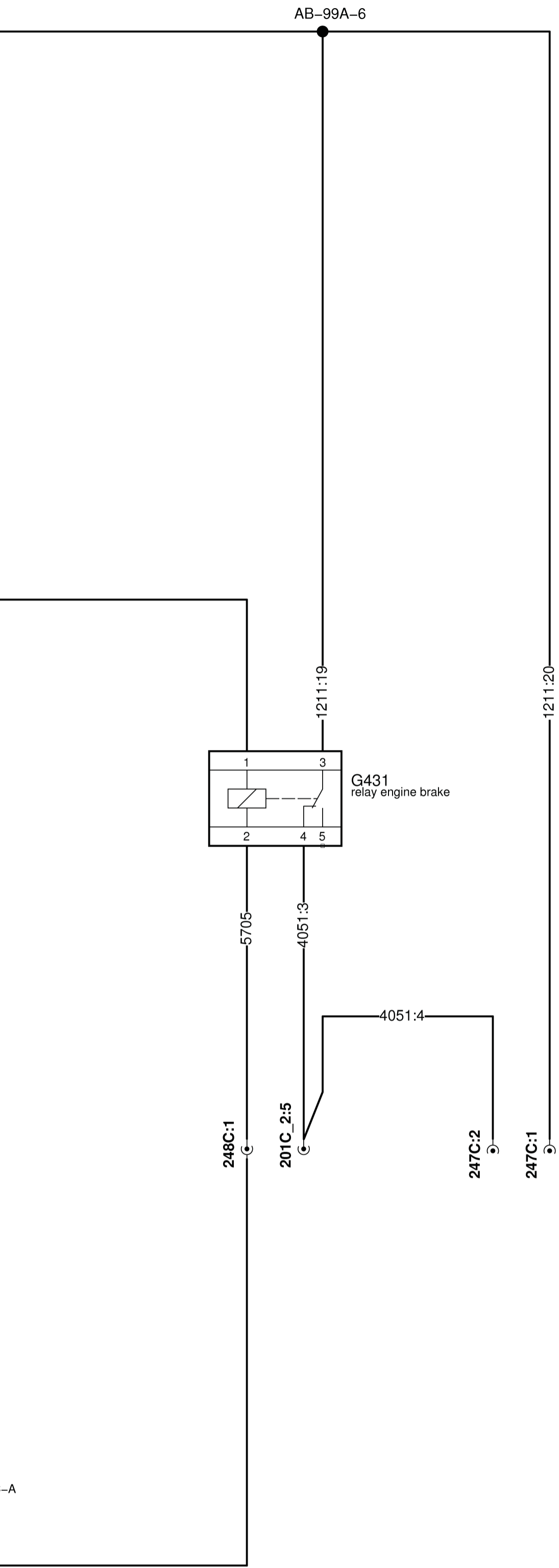
See page 2	090428	MP		03
See 'RD24 SaberDS1' For location see Saber homepage	070621	MP		02
See 'RD21 SaberDS1' For location see Saber homepage	070327	MP		01
See 'RD20 SaberDS1' For location see Saber homepage	070213	MP		00
modification description	date	drawn by	auth. by	mod. no.
general tolerances	tolerance principle	title		
according drawing		Additional and/or modified systems		
TKB 00801-033		Customer specific requirements		
surfaces/corners	heat/surface treatment	size	scale	sheet
		A1	1:2	
authorised by	date	paint specification	third angle projection	
			This drawing is the property of DAF-Trucks N.V. Eindhoven, The Netherlands and may not be copied in whole or in part without the prior written consent of the owner.	
drawn by	date	prod.grp.spec.	spec. indication	drawing / issue number
M Putmans	070213			DAF 1779366 / 03
master no	Replacement for	CAD - Saber		Service number
1691559/01				99A-5





Sheet 2 added, 2 PTO's on Allison	090428	MP			03
See 'RD24 SaberDS1' For location see Saber homepage	070621	MP			02
See 'RD21 SaberDS1' For location see Saber homepage	070327	MP			01
See 'RD20 SaberDS1' For location see Saber homepage	070213	MP			00
modification description	date	drawn by	auth. by	mod. no.	issue
general tolerances	according drawing		tolerance principle	title	
for drawing interpretation, see DAF standard:	TKB 00801-033		material	Additional and/or modified systems Customer specific requirements PTO's	
surfaces/corners	heat/surface treatment	size	scale	sheet	
		A1	2:2		
authorised by	date	paint specification	third angle projection	This drawing is the property of DAF-Trucks N.V. Eindhoven, The Netherlands and may not be copied in whole or in part without the prior written consent of the owner.	
M Putmans	070213	prod.grp.spec.	DAF	drawing / issue number	1779366 / 03
master no	1691559/01	Replacement for	CAD - Saber	Service number	99A-5





See RD28 SaberOS1* For location see Saber homepage	071204	MP			01
See RD27 SaberOS1* For location see Saber homepage	071025	MP			00
modification description	date	drawn by	auth. by	mod. no.	issue
general tolerances	according drawing		tolerance principle	title	
for drawing interpretation, see DAF standard:	TKB 00801-033		material	Additional and/or modified systems Customer specific requirements	
surfaces/corners	heat/surface treatment	size	scale	sheet	
		A1	1:1	1	
authorised by	date	paint specification	third angle projection	This drawing is the property of DAF-Trucks N.V. Eindhoven. The Netherlands and may not be copied in whole or in part without the prior written consent of the owner.	
drawn by	date	prod.grp.spec.	spec. indication	DAF	drawing / issue number
M Putmans	071025				1785318 / 01
master no	1780252	Replacement for	CAD - Saber	Service number	99A-6